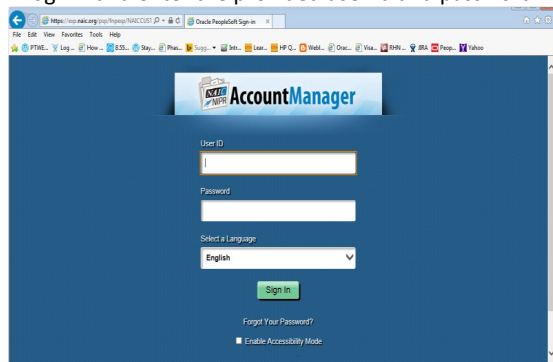


Publication Download Updates – NAIC Account Manager

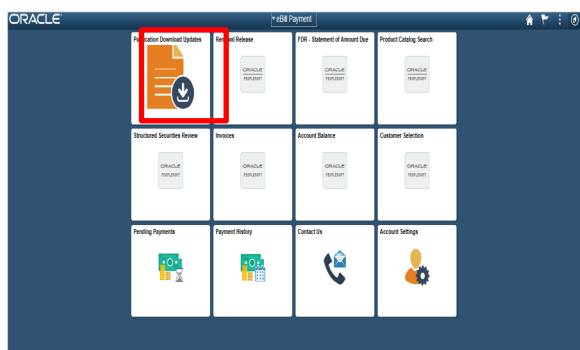
- 1) Navigate to the NAIC Account Manager Website via <http://www.naic.org/>
- 2) In the Products area on the Main page click on "Account Manager"



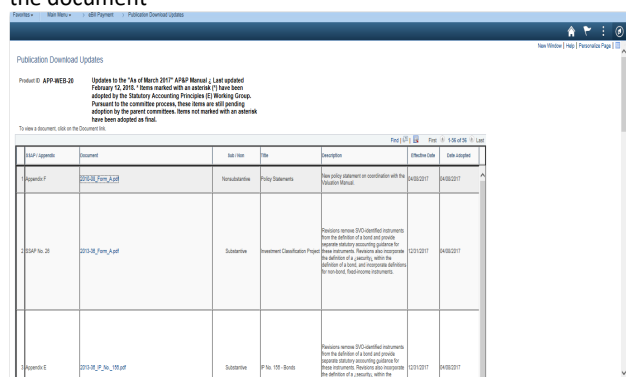
- 3) Click "Log In" and enter the provided user id and password.



- 4) Upon login to the system the "Navigation menu" option will be available - "Publication Download Updates"



- 5) Select the Update to be downloaded and click on the "Document" name to complete the download. Please note that some documents / browsers may require the "CNTRL" key to be held down when selecting the document



Please make sure to hold down the control key and click on the Document. Please do a save as to download the document to your desktop. Some browsers may work differently than others and may require a different keystroke to pull documents down to the computer.