

2022 Market Share Reports

**for the Top 125 Life and Fraternal Insurance Groups
and Companies by State
and Countrywide**

2023

The NAIC is the authoritative source for insurance industry information. Our expert solutions support the efforts of regulators, insurers and researchers by providing detailed and comprehensive insurance information. The NAIC offers a wide range of publications in the following categories:

Accounting & Reporting

Information about statutory accounting principles and the procedures necessary for filing financial annual statements and conducting risk-based capital calculations.

Consumer Information

Important answers to common questions about auto, home, health and life insurance — as well as buyer’s guides on annuities, long-term care insurance and Medicare supplement plans.

Financial Regulation

Useful handbooks, compliance guides and reports on financial analysis, company licensing, state audit requirements and receiverships.

Legal

Comprehensive collection of NAIC model laws, regulations and guidelines; state laws on insurance topics; and other regulatory guidance on antifraud and consumer privacy.

Market Regulation

Regulatory and industry guidance on market-related issues, including antifraud, product filing requirements, producer licensing and market analysis.

NAIC Activities

NAIC member directories, in-depth reporting of state regulatory activities and official historical records of NAIC national meetings and other activities.

Special Studies

Studies, reports, handbooks and regulatory research conducted by NAIC members on a variety of insurance related topics.

Statistical Reports

Valuable and in-demand insurance industry-wide statistical data for various lines of business, including auto, home, health and life insurance.

Supplementary Products

Guidance manuals, handbooks, surveys and research on a wide variety of issues.

Capital Markets & Investment Analysis

Information regarding portfolio values and procedures for complying with NAIC reporting requirements.

White Papers

Relevant studies, guidance and NAIC policy positions on a variety of insurance topics.

For more information about NAIC publications, visit us at:

http://www.naic.org//prod_serv_home.htm

© 2023 National Association of Insurance Commissioners. All rights reserved.

ISBN: 978-1-64179-306-3

Printed in the United States of America

No part of this book may be reproduced, stored in a retrieval system, or transmitted in any form or by any means, electronic or mechanical, including photocopying, recording, or any storage or retrieval system, without written permission from the NAIC.

NAIC Executive Office
444 North Capitol Street, NW
Suite 700
Washington, DC 20001
202.471.3990

NAIC Central Office
1100 Walnut Street
Suite 1500
Kansas City, MO 64106
816.842.3600

NAIC Capital Markets
& Investment Analysis Office
One New York Plaza, Suite 4210
New York, NY 10004
212.398.9000

**2022 Market Share Reports for the Top 125
Life and Fraternal Insurance Groups and Companies
by State and Countrywide**

TABLE OF CONTENTS

Introduction	1
Life Market Share Report Applications.....	2
Life Insurance	3
Annuity Considerations	123
Totals for Life Insurance, Annuity Considerations, Deposit-Type Contract Funds, Other Considerations, and Accident and Health Insurance	240
Supplemental Information.....	361
Technical Notes	368
Index of Insurer Groups and Companies.....	371

INTRODUCTION

These *2022 Market Share Reports for the Top 125 Life and Fraternal Insurance Groups and Companies by State and Countrywide* are intended to make market share information more readily available. Data from groups and companies filing the life/fraternal annual financial statement are reported so that the life insurance market can be seen in its entirety.

The direct premium data reported in this publication are taken from page 24 of the NAIC life/fraternal annual financial statement.

Insurance groups are made up of insurance companies that are related by ownership. The market share reports show data by group for those insurers that are members of a group. This allows the report to more accurately reflect the number of distinct entities that are competing against one another for business in the market. An index listing the individual insurers within a group is included at the end of the report. Insurers merge, change names, and buy and sell companies; however, the index gives a “snapshot” view of group structures as filed with the NAIC as of June 5, 2023 (the date this report was generated).

Market share data are reported in three sections: 1) life insurance; 2) annuity considerations; and 3) totals of life insurance, annuity considerations, deposit-type contract funds, other considerations, and accident and health (A&H) insurance. In each of the three sections, the cumulative market share is shown for the top 125 writers by state and countrywide. The cumulative market share is one indicator of the degree of market concentration in a line of business. Also included in each of these three sections is a 10-year premium comparison chart. A Supplemental Information section is also included to provide additional detail on individual and group premium by product. The Supplemental Information section also includes a five-year overview of renewal, first-year, and single premium contributions to total earned premium.

A&H insurance data is reported to the NAIC on three annual financial statements: 1) property/casualty (P/C); 2) life/fraternal; and 3) health. The A&H data in this report are from the life/fraternal annual financial statement only. A separate publication, *Market Share Reports for the Top 125 Accident and Health Insurance Groups and Companies by State and Countrywide*, combines data from all four financial statements to provide complete market share information for that line.

Please send any questions regarding this report to researchrequest@naic.org. Links to this report and other NAIC reports can be found on the NAIC website at <https://content.naic.org/publications>.

LIFE MARKET SHARE REPORT APPLICATIONS

The Life and Fraternal Market Share Report will help a user:

- ✓ Assess an insurer's competitive position.
- ✓ Create benchmarks to compare companies.
- ✓ Identify the top writers.
- ✓ Analyze the overall size of the market.
- ✓ Identify premium volume trends.
- ✓ Evaluate market penetration potential.
- ✓ Evaluate post-merger market implications.

The Life and Fraternal Market Share Report provides fundamental market information that can be used by state insurance regulators, insurers, and others interested in analyzing the insurance industry. This report gives users an understanding of the overall size of the market by providing data at a state and national level. Included in this report are several charts and graphs that illustrate premium growth over the past 10 years. These charts can be used to identify nationwide premium volume trends. This is pertinent information for anyone attempting to evaluate an insurer's market penetration or growth potential.

The Life and Fraternal Market Share Report serves as an important tool for state insurance regulators, and it can help them identify the top life and annuity writers in their jurisdiction. Knowing this allows them to quickly and effectively target insurance department resources. This is important when responding to market or financial conditions in their jurisdiction. Many states have antitrust laws that prevent insurers from merging or combining with other insurers if the post-merger impact stifles competition within the state. State insurance regulators can assess any proposed merger transaction by evaluating the combined market share percentage of the participating insurers.

The data contained in this report can be used for financial or market analysis. Significant changes in an insurer's market share ranking can be an indication of competitiveness, financial or market health, or structural changes. For instance, steady market share growth allows an insurer to gain greater economies of scale and retain more in its bottom line. However, rapid market share increases can indicate that an insurer is growing too fast and should be examined for solvency stability and rate inadequacy. Rapid market share increases also could be the result of a merger. In contrast, rapid market decreases could indicate that the insurer is reducing its exposure, has ceased writing due to financial difficulty, or is encountering market conduct issues.

Using this report allows insurers to identify their competitors and comparative market share. This allows insurers to easily assess their competitive position and assist in establishing strategic objectives, such as premium growth goals or benchmark targets.

Life Insurance
As Reported on the Life and Fraternal
Annual Statement

NATIONAL ASSOCIATION OF INSURANCE COMMISSIONERS
2022 Life and Fraternal Insurance Industry
Life Insurance

Year	States and U.S. Territories	Aggregate Other Alien and Canada	Total States, U.S. Territories, Aggregate Other Alien and Canada
2013	144,066,099,688	7,566,242,486	151,632,342,174
2014	146,937,241,020	6,097,483,241	153,034,724,261
2015	153,993,920,422	5,356,564,708	159,350,485,130
2016	155,431,938,172	5,112,056,019	160,543,994,191
2017	163,842,098,999	4,737,808,751	168,579,907,750
2018	163,750,623,305	3,051,199,062	166,801,822,367
2019	172,118,314,798	2,193,731,327	174,312,046,125
2020	171,307,662,818	2,145,290,179	173,452,952,997
2021	188,166,434,846	2,367,006,744	190,533,441,590
2022	192,017,333,969	2,150,864,765	194,168,198,734

Life Insurance Industry
Life/Health and Fraternal Insurers
2022 Market Share Report - Total Premium
Life Insurance

States, U.S. Territories, Canada, Aggregate Other Alien

Rank	Business Type	Group/ Company Code	Group/Company Name	Direct Written Premium	Market Share	Cumulative Market Share
1	L	860	NORTHWESTERN MUT GRP	13,944,410,189	7.18%	7.18%
2	L	826	NEW YORK LIFE GRP	12,480,218,090	6.43%	13.61%
3	L	241	METROPOLITAN GRP	12,325,589,210	6.35%	19.96%
4	L	304	PRUDENTIAL OF AMER GRP	10,547,266,226	5.43%	25.39%
5	L	435	MASS MUT LIFE INS GRP	9,550,814,032	4.92%	30.31%
6	L	20	LINCOLN NATL GRP	8,562,280,491	4.41%	34.72%
7	L	140	NATIONWIDE CORP GRP	6,102,120,686	3.14%	37.86%
8	L	176	STATE FARM GRP	5,505,509,814	2.84%	40.70%
9	L	869	MINNESOTA MUT GRP	5,047,920,519	2.60%	43.30%
10	L	468	AEGON US HOLDING GRP	5,035,603,528	2.59%	45.89%
11	L	904	JOHN HANCOCK GRP	4,912,842,586	2.53%	48.42%
12	L	429	GUARDIAN LIFE GRP	4,816,342,846	2.48%	50.90%
13	L	709	PACIFIC LIFE GRP	4,748,443,297	2.45%	53.35%
14	L	458	DAI-ICHI LIFE HOLDINGS INC GRP	4,209,772,175	2.17%	55.51%
15	L	12	AMERICAN INTL GRP	3,542,688,662	1.82%	57.34%
16	L	431	SAMMONS ENTERPRISES GRP	3,490,352,689	1.80%	59.14%
17	L	261	MUTUAL OF OMAHA GRP	3,173,682,375	1.63%	60.77%
18	L	290	GLOBE LIFE INC GRP	2,977,615,157	1.53%	62.30%
19	L	4965	EQUITABLE HOLDINGS INC GRP	2,883,666,679	1.49%	63.79%
20	L	4750	PRIMERICA GRP	2,875,577,675	1.48%	65.27%
21	L	850	PENN MUT GRP	2,867,203,384	1.48%	66.75%
22	L	634	NATIONAL LIFE GRP	2,766,717,687	1.42%	68.17%
23	L	332	PRINCIPAL FIN GRP	2,503,067,679	1.29%	69.46%
24	L	565	UNUM GRP	2,430,396,014	1.25%	70.71%
25	L	91	HARTFORD FIRE & CAS GRP	2,098,443,445	1.08%	71.79%
26	L	4932	BRIGHTHOUSE HOLDINGS GRP	2,062,955,316	1.06%	72.86%
27	L	212	ZURICH INS GRP	1,876,754,742	0.97%	73.82%
28	L	306	TRUSTAGE GRP	1,790,265,945	0.92%	74.74%
29	L	836	WEST SOUTHERN GRP	1,773,484,374	0.91%	75.66%
30	L	4832	VOYA FINANCIAL GRP	1,596,580,868	0.82%	76.48%
31	L	56014	THRIVENT FINANCIAL FOR LUTHERANS	1,579,697,279	0.81%	77.29%
32	L	761	ALLIANZ INS GRP	1,537,824,876	0.79%	78.08%
33	L	872	BANNER LIFE GRP	1,494,513,286	0.77%	78.85%
34	L	4925	KUVARE GRP	1,256,709,132	0.65%	79.50%
35	L	4011	GENWORTH FIN GRP	1,246,804,394	0.64%	80.14%
36	L	1348	MEIJI YASUDA LIFE INS GRP	1,188,050,577	0.61%	80.76%
37	L	4	AMERIPRISE FIN GRP	1,135,391,948	0.58%	81.34%
38	L	200	UNITED SERV AUTOMOBILE ASSN GRP	1,111,367,499	0.57%	81.91%
39	L	619	ONEAMERICA FIN PARTNERS GRP	1,072,815,875	0.55%	82.47%
40	L	549	SUN LIFE FINANCIAL INC GRP	1,071,690,276	0.55%	83.02%
41	L	3891	GLOBAL ATLANTIC GRP	1,065,858,012	0.55%	83.57%
42	L	4853	AAA LIFE GRP	1,058,344,610	0.55%	84.11%
43	L	58033	KNIGHTS OF COLUMBUS	1,014,799,750	0.52%	84.63%
44	L	408	BROOKFIELD ASSET MGMT REINS PARTNERS	956,724,641	0.49%	85.13%
45	L	233	CNO FINANCIAL GRP	937,500,521	0.48%	85.61%
46	L	4855	SUMITOMO LIFE INS GRP	928,667,087	0.48%	86.09%
47	L	704	CONSTELLATION INS HOLDINGS GRP	909,517,170	0.47%	86.56%
48	L	943	AMERITAS MUT HOLDING GRP	887,980,950	0.46%	87.01%
49	L	68896	SOUTHERN FARM BUREAU LIFE INS CO	875,819,133	0.45%	87.46%
50	L	4926	TALCOTT HOLDINGS GRP	796,263,942	0.41%	87.87%
51	L	5014	EVERLAKE HOLDINGS GRP	706,249,236	0.36%	88.24%
52	L	4736	GGC GRP	692,991,486	0.36%	88.60%
53	L	4992	RESOLUTION LIFE US HOLDINGS GRP	667,218,732	0.34%	88.94%
54	L	4213	WILTON RE GRP	659,170,344	0.34%	89.28%
55	L	65927	LINCOLN HERITAGE LIFE INS CO	657,740,053	0.34%	89.62%
56	L	58068	INDEPENDENT ORDER OF FORESTERS US BR	653,316,989	0.34%	89.95%
57	L	670	FIDELITY NATL FIN INC GRP	598,702,559	0.31%	90.26%
58	L	1211	NATIONAL GUARDIAN LIFE INS GRP	550,927,210	0.28%	90.55%
59	L	918	JACKSON NATL GRP	544,696,565	0.28%	90.83%
60	L	64505	HOMESTEADERS LIFE CO	535,933,138	0.28%	91.10%
61	L	3098	TOKIO MARINE HOLDINGS INC GRP	526,508,043	0.27%	91.37%
62	L	449	FINANCIAL HOLDINGS GRP	497,477,686	0.26%	91.63%
63	L	473	AMERICAN FAMILY INS GRP	474,260,267	0.24%	91.87%

**Life Insurance Industry
Life/Health and Fraternal Insurers
2022 Market Share Report - Total Premium
Life Insurance**

States, U.S. Territories, Canada, Aggregate Other Alien

Rank	Business Type	Group/ Company Code	Group/Company Name	Direct Written Premium	Market Share	Cumulative Market Share
64	L	315	INDUSTRIAL ALLIANCE GRP	446,478,174	0.23%	92.10%
65	L	50	COUNTRY INS & FIN SERV GRP	438,951,352	0.23%	92.33%
66	L	215	KEMPER CORP GRP	402,706,618	0.21%	92.54%
67	L	707	UNITEDHEALTH GRP	400,161,101	0.21%	92.74%
68	L	513	IOWA FARM BUREAU GRP	395,538,890	0.20%	92.95%
69	L	1216	TIAA FAMILY GRP	386,148,376	0.20%	93.15%
70	L	68772	SECURITY MUT LIFE INS CO OF NY	377,389,744	0.19%	93.34%
71	L	917	HCSC GRP	373,883,534	0.19%	93.53%
72	L	4844	LIA HOLDINGS GRP	372,279,348	0.19%	93.72%
73	L	244	CINCINNATI FIN GRP	370,201,670	0.19%	93.92%
74	L	276	TRUSTMARK MUT HOLDING CO GRP	363,258,079	0.19%	94.10%
75	L	588	KANSAS CITY LIFE INS GRP	346,440,634	0.18%	94.28%
76	L	4553	SAVINGS BANK LIFE GRP	343,173,843	0.18%	94.46%
77	L	370	AFLAC GRP	332,297,666	0.17%	94.63%
78	L	769	GREAT WEST GRP	320,764,088	0.17%	94.79%
79	L	901	CIGNA HLTH GRP	302,162,505	0.16%	94.95%
80	L	57320	WOODMEN WORLD LIFE INS SOC	292,899,830	0.15%	95.10%
81	L	57541	MODERN WOODMEN OF AMER	287,687,993	0.15%	95.25%
82	L	535	COLUMBIAN LIFE GRP	277,894,885	0.14%	95.39%
83	L	4941	NATIONAL WESTERN LIFE GRP	276,435,439	0.14%	95.53%
84	L	525	PAN AMER LIFE GRP	251,591,084	0.13%	95.66%
85	L	213	ERIE INS GRP	237,443,038	0.12%	95.79%
86	L	3527	AMERICAN ENTERPRISE MUT GRP	236,435,038	0.12%	95.91%
87	L	8	ALLSTATE INS GRP	230,231,910	0.12%	96.03%
88	L	367	PHYSICIANS MUT GRP	230,142,290	0.12%	96.14%
89	L	7	FEDERATED MUT GRP	227,617,086	0.12%	96.26%
90	L	330	AMERICAN FIDELITY CORP GRP	224,749,146	0.12%	96.38%
91	L	626	CHUBB LTD GRP	202,362,987	0.10%	96.48%
92	L	694	TENNESSEE FARMERS GRP	190,784,550	0.10%	96.58%
93	L	4734	APOLLO GLOBAL MGMT GRP	188,013,193	0.10%	96.68%
94	L	671	ELEVANCE HLTH INC GRP	184,528,367	0.10%	96.77%
95	L	542	INDIANA FARM BUREAU GRP	178,264,544	0.09%	96.86%
96	L	581	BOSTON MUT GRP	177,502,669	0.09%	96.96%
97	L	63290	FIDELITY LIFE ASSN A LEGAL RESERVE L	173,840,876	0.09%	97.04%
98	L	5	ALFA INS GRP	172,112,982	0.09%	97.13%
99	L	300	HORACE MANN GRP	167,496,825	0.09%	97.22%
100	L	801	DIRECTORS INVESTMENT GRP	165,002,457	0.08%	97.30%
101	L	876	ARKANSAS BCBS GRP	157,956,602	0.08%	97.39%
102	L	77879	5 STAR LIFE INS CO	155,310,868	0.08%	97.47%
103	L	19	ASSURANT INC GRP	153,130,761	0.08%	97.55%
104	L	280	AUTO OWNERS GRP	152,347,642	0.08%	97.62%
105	L	153	PEKIN INS GRP	151,732,767	0.08%	97.70%
106	L	4947	PROSPERITY LIFE INS GRP	149,705,296	0.08%	97.78%
107	L	536	GUIDEWELL MUT HOLDING GRP	149,662,594	0.08%	97.86%
108	L	123	SHELTER INS GRP	145,664,678	0.08%	97.93%
109	L	67	MICHIGAN FARM BUREAU GRP	143,501,936	0.07%	98.00%
110	L	5021	ONEMAIN HOLDINGS INC GRP	140,238,547	0.07%	98.08%
111	L	57657	ROYAL NEIGHBORS OF AMER	129,034,142	0.07%	98.14%
112	L	181	SWISS RE GRP	128,751,313	0.07%	98.21%
113	L	4862	ASSURITY GRP	126,743,268	0.07%	98.27%
114	L	4955	POWELL INS GRP	117,259,992	0.06%	98.34%
115	L	28	AMICA MUT GRP	110,726,442	0.06%	98.39%
116	L	14679	CROWN GLOBAL INS CO OF AMER	105,106,666	0.05%	98.45%
117	L	454	SECURITY NATL GRP	104,500,835	0.05%	98.50%
118	L	3436	LIBERTY LIFE GRP TRUST GRP	95,935,640	0.05%	98.55%
119	L	4712	GPM LIFE GRP	93,900,484	0.05%	98.60%
120	L	4718	TIPTREE FIN GRP	88,430,172	0.05%	98.64%
121	L	61212	BALTIMORE LIFE INS CO	85,820,705	0.04%	98.69%
122	L	4903	CALTON HOLDINGS GRP	84,791,483	0.04%	98.73%
123	L	1	CVS GRP	84,383,563	0.04%	98.77%
124	L	4824	ADVANTAGE CAPITAL GRP	82,790,250	0.04%	98.82%
125	L	63886	BEST MERIDIAN INS CO	72,931,159	0.04%	98.86%
			TOTAL	194,168,198,734	100.00%	100.00%

Life Insurance Industry
Life/Health and Fraternal Insurers
2022 Market Share Report - Total Premium
Life Insurance

States and U.S. Territories

Rank	Business Type	Group/ Company Code	Group/Company Name	Direct Written Premium	Market Share	Cumulative Market Share
1	L	860	NORTHWESTERN MUT GRP	13,912,274,503	7.25%	7.25%
2	L	826	NEW YORK LIFE GRP	12,388,299,381	6.45%	13.70%
3	L	241	METROPOLITAN GRP	11,427,423,560	5.95%	19.65%
4	L	304	PRUDENTIAL OF AMER GRP	10,482,541,246	5.46%	25.11%
5	L	435	MASS MUT LIFE INS GRP	9,526,913,611	4.96%	30.07%
6	L	20	LINCOLN NATL GRP	8,495,627,818	4.42%	34.49%
7	L	140	NATIONWIDE CORP GRP	6,101,291,641	3.18%	37.67%
8	L	176	STATE FARM GRP	5,502,560,143	2.87%	40.54%
9	L	869	MINNESOTA MUT GRP	5,044,262,369	2.63%	43.16%
10	L	468	AEGON US HOLDING GRP	4,969,598,883	2.59%	45.75%
11	L	904	JOHN HANCOCK GRP	4,880,186,458	2.54%	48.29%
12	L	429	GUARDIAN LIFE GRP	4,789,872,994	2.49%	50.79%
13	L	709	PACIFIC LIFE GRP	4,735,998,455	2.47%	53.25%
14	L	458	DAI-ICHI LIFE HOLDINGS INC GRP	4,207,696,703	2.19%	55.45%
15	L	12	AMERICAN INTL GRP	3,530,355,066	1.84%	57.28%
16	L	431	SAMMONS ENTERPRISES GRP	3,485,396,808	1.82%	59.10%
17	L	261	MUTUAL OF OMAHA GRP	3,165,899,167	1.65%	60.75%
18	L	4750	PRIMERICA GRP	2,874,859,155	1.50%	62.24%
19	L	850	PENN MUT GRP	2,865,241,379	1.49%	63.74%
20	L	4965	EQUITABLE HOLDINGS INC GRP	2,846,084,269	1.48%	65.22%
21	L	290	GLOBE LIFE INC GRP	2,843,013,382	1.48%	66.70%
22	L	634	NATIONAL LIFE GRP	2,760,451,391	1.44%	68.14%
23	L	332	PRINCIPAL FIN GRP	2,481,222,033	1.29%	69.43%
24	L	565	UNUM GRP	2,427,827,358	1.26%	70.69%
25	L	91	HARTFORD FIRE & CAS GRP	2,098,398,658	1.09%	71.79%
26	L	4932	BRIGHTHOUSE HOLDINGS GRP	2,058,454,317	1.07%	72.86%
27	L	212	ZURICH INS GRP	1,873,971,547	0.98%	73.83%
28	L	306	TRUSTAGE GRP	1,789,279,126	0.93%	74.77%
29	L	836	WEST SOUTHERN GRP	1,772,042,296	0.92%	75.69%
30	L	4832	VOYA FINANCIAL GRP	1,593,336,135	0.83%	76.52%
31	L	56014	THRIVENT FINANCIAL FOR LUTHERANS	1,578,999,523	0.82%	77.34%
32	L	761	ALLIANZ INS GRP	1,536,406,375	0.80%	78.14%
33	L	872	BANNER LIFE GRP	1,493,440,422	0.78%	78.92%
34	L	4925	KUVARE GRP	1,252,436,508	0.65%	79.57%
35	L	4011	GENWORTH FIN GRP	1,246,721,094	0.65%	80.22%
36	L	1348	MEIJI YASUDA LIFE INS GRP	1,187,879,200	0.62%	80.84%
37	L	4	AMERIPRISE FIN GRP	1,134,766,738	0.59%	81.43%
38	L	200	UNITED SERV AUTOMOBILE ASSN GRP	1,109,586,423	0.58%	82.01%
39	L	619	ONEAMERICA FIN PARTNERS GRP	1,072,615,521	0.56%	82.57%
40	L	549	SUN LIFE FINANCIAL INC GRP	1,065,552,469	0.55%	83.12%
41	L	3891	GLOBAL ATLANTIC GRP	1,062,811,076	0.55%	83.68%
42	L	4853	AAA LIFE GRP	1,057,904,295	0.55%	84.23%
43	L	408	BROOKFIELD ASSET MGMT REINS PARTNERS	956,138,980	0.50%	84.72%
44	L	233	CNO FINANCIAL GRP	937,420,713	0.49%	85.21%
45	L	4855	SUMITOMO LIFE INS GRP	927,490,659	0.48%	85.70%
46	L	704	CONSTELLATION INS HOLDINGS GRP	909,124,256	0.47%	86.17%
47	L	943	AMERITAS MUT HOLDING GRP	882,912,560	0.46%	86.63%
48	L	58033	KNIGHTS OF COLUMBUS	882,846,323	0.46%	87.09%
49	L	68896	SOUTHERN FARM BUREAU LIFE INS CO	875,819,133	0.46%	87.54%
50	L	4926	TALCOTT HOLDINGS GRP	793,677,279	0.41%	87.96%
51	L	5014	EVERLAKE HOLDINGS GRP	705,688,425	0.37%	88.33%
52	L	4736	GGC GRP	689,956,827	0.36%	88.69%
53	L	65927	LINCOLN HERITAGE LIFE INS CO	657,728,425	0.34%	89.03%
54	L	4213	WILTON RE GRP	655,977,315	0.34%	89.37%
55	L	58068	INDEPENDENT ORDER OF FORESTERS US BR	653,203,169	0.34%	89.71%
56	L	4992	RESOLUTION LIFE US HOLDINGS GRP	598,646,687	0.31%	90.02%
57	L	670	FIDELITY NATL FIN INC GRP	598,594,479	0.31%	90.33%
58	L	1211	NATIONAL GUARDIAN LIFE INS GRP	550,914,700	0.29%	90.62%
59	L	918	JACKSON NATL GRP	542,286,716	0.28%	90.90%
60	L	64505	HOMESTEADERS LIFE CO	535,879,343	0.28%	91.18%
61	L	3098	TOKIO MARINE HOLDINGS INC GRP	526,507,862	0.27%	91.46%
62	L	449	FINANCIAL HOLDINGS GRP	487,804,710	0.25%	91.71%
63	L	473	AMERICAN FAMILY INS GRP	474,260,267	0.25%	91.96%

Life Insurance Industry
Life/Health and Fraternal Insurers
2022 Market Share Report - Total Premium
Life Insurance

States and U.S. Territories

Rank	Business Type	Group/ Company Code	Group/Company Name	Direct Written Premium	Market Share	Cumulative Market Share
64	L	315	INDUSTRIAL ALLIANCE GRP	443,173,228	0.23%	92.19%
65	L	50	COUNTRY INS & FIN SERV GRP	438,861,176	0.23%	92.42%
66	L	215	KEMPER CORP GRP	402,706,618	0.21%	92.63%
67	L	707	UNITEDHEALTH GRP	400,144,114	0.21%	92.83%
68	L	513	IOWA FARM BUREAU GRP	395,511,965	0.21%	93.04%
69	L	1216	TIAA FAMILY GRP	385,998,449	0.20%	93.24%
70	L	68772	SECURITY MUT LIFE INS CO OF NY	376,575,564	0.20%	93.44%
71	L	917	HCSC GRP	373,883,534	0.19%	93.63%
72	L	4844	LIA HOLDINGS GRP	372,279,348	0.19%	93.83%
73	L	244	CINCINNATI FIN GRP	370,088,794	0.19%	94.02%
74	L	276	TRUSTMARK MUT HOLDING CO GRP	363,242,741	0.19%	94.21%
75	L	588	KANSAS CITY LIFE INS GRP	346,046,210	0.18%	94.39%
76	L	4553	SAVINGS BANK LIFE GRP	342,846,813	0.18%	94.57%
77	L	370	AFLAC GRP	332,259,851	0.17%	94.74%
78	L	769	GREAT WEST GRP	321,689,999	0.17%	94.91%
79	L	901	CIGNA HLTH GRP	301,226,746	0.16%	95.06%
80	L	57320	WOODMEN WORLD LIFE INS SOC	292,899,830	0.15%	95.22%
81	L	57541	MODERN WOODMEN OF AMER	287,645,445	0.15%	95.37%
82	L	535	COLUMBIAN LIFE GRP	277,884,225	0.14%	95.51%
83	L	213	ERIE INS GRP	237,443,038	0.12%	95.63%
84	L	3527	AMERICAN ENTERPRISE MUT GRP	236,432,007	0.12%	95.76%
85	L	8	ALLSTATE INS GRP	230,227,922	0.12%	95.88%
86	L	367	PHYSICIANS MUT GRP	230,110,720	0.12%	96.00%
87	L	7	FEDERATED MUT GRP	227,617,082	0.12%	96.12%
88	L	525	PAN AMER LIFE GRP	223,922,422	0.12%	96.23%
89	L	4941	NATIONAL WESTERN LIFE GRP	222,073,263	0.12%	96.35%
90	L	330	AMERICAN FIDELITY CORP GRP	221,524,670	0.12%	96.46%
91	L	626	CHUBB LTD GRP	197,108,762	0.10%	96.57%
92	L	694	TENNESSEE FARMERS GRP	190,784,550	0.10%	96.67%
93	L	4734	APOLLO GLOBAL MGMT GRP	187,465,623	0.10%	96.76%
94	L	671	ELEVANCE HLTH INC GRP	184,528,367	0.10%	96.86%
95	L	542	INDIANA FARM BUREAU GRP	178,263,071	0.09%	96.95%
96	L	581	BOSTON MUT GRP	177,480,352	0.09%	97.04%
97	L	63290	FIDELITY LIFE ASSN A LEGAL RESERVE L	173,788,966	0.09%	97.14%
98	L	5	ALFA INS GRP	172,112,982	0.09%	97.22%
99	L	300	HORACE MANN GRP	167,458,556	0.09%	97.31%
100	L	801	DIRECTORS INVESTMENT GRP	165,002,457	0.09%	97.40%
101	L	876	ARKANSAS BCBS GRP	157,956,602	0.08%	97.48%
102	L	77879	5 STAR LIFE INS CO	155,089,499	0.08%	97.56%
103	L	280	AUTO OWNERS GRP	152,324,281	0.08%	97.64%
104	L	153	PEKIN INS GRP	151,712,578	0.08%	97.72%
105	L	4947	PROSPERITY LIFE INS GRP	149,692,556	0.08%	97.80%
106	L	536	GUIDEWELL MUT HOLDING GRP	149,225,752	0.08%	97.87%
107	L	123	SHELTER INS GRP	145,664,678	0.08%	97.95%
108	L	67	MICHIGAN FARM BUREAU GRP	143,501,936	0.07%	98.03%
109	L	57657	ROYAL NEIGHBORS OF AMER	129,034,142	0.07%	98.09%
110	L	181	SWISS RE GRP	128,742,137	0.07%	98.16%
111	L	4862	ASSURITY GRP	126,682,322	0.07%	98.23%
112	L	5021	ONEMAIN HOLDINGS INC GRP	126,679,705	0.07%	98.29%
113	L	4955	POWELL INS GRP	117,259,992	0.06%	98.35%
114	L	28	AMICA MUT GRP	110,726,442	0.06%	98.41%
115	L	14679	CROWN GLOBAL INS CO OF AMER	105,106,666	0.05%	98.47%
116	L	454	SECURITY NATL GRP	104,497,685	0.05%	98.52%
117	L	3436	LIBERTY LIFE GRP TRUST GRP	95,935,640	0.05%	98.57%
118	L	4712	GPM LIFE GRP	93,786,147	0.05%	98.62%
119	L	4718	TIPTREE FIN GRP	88,430,172	0.05%	98.66%
120	L	61212	BALTIMORE LIFE INS CO	85,810,990	0.04%	98.71%
121	L	4903	CALTON HOLDINGS GRP	84,771,687	0.04%	98.75%
122	L	1	CVS GRP	84,339,522	0.04%	98.80%
123	L	4824	ADVANTAGE CAPITAL GRP	82,790,250	0.04%	98.84%
124	L	2878	UNITED HERITAGE MUT GRP	62,706,090	0.03%	98.87%
125	L	781	UNION LABOR GRP	61,213,064	0.03%	98.90%
			TOTAL	192,017,333,969	100.00%	100.00%

Life Insurance Industry
Life/Health and Fraternal Insurers
2022 Market Share Report - Total Premium
Life Insurance

Alabama

Rank	Business Type	Group/ Company Code	Group/Company Name	Direct Written Premium	Market Share	Cumulative Market Share
1	L	860	NORTHWESTERN MUT GRP	204,350,082	7.81%	7.81%
2	L	290	GLOBE LIFE INC GRP	156,097,331	5.96%	13.77%
3	L	826	NEW YORK LIFE GRP	154,921,608	5.92%	19.69%
4	L	5	ALFA INS GRP	145,713,345	5.57%	25.25%
5	L	241	METROPOLITAN GRP	119,163,810	4.55%	29.80%
6	L	176	STATE FARM GRP	117,908,189	4.50%	34.31%
7	L	304	PRUDENTIAL OF AMER GRP	103,842,590	3.97%	38.27%
8	L	458	DAI-ICHI LIFE HOLDINGS INC GRP	82,574,212	3.15%	41.43%
9	L	435	MASS MUT LIFE INS GRP	82,429,114	3.15%	44.58%
10	L	20	LINCOLN NATL GRP	82,113,018	3.14%	47.71%
11	L	261	MUTUAL OF OMAHA GRP	74,074,267	2.83%	50.54%
12	L	468	AEGON US HOLDING GRP	52,292,624	2.00%	52.54%
13	L	306	TRUSTAGE GRP	49,977,931	1.91%	54.45%
14	L	429	GUARDIAN LIFE GRP	49,353,643	1.89%	56.33%
15	L	12	AMERICAN INTL GRP	49,056,767	1.87%	58.21%
16	L	4750	PRIMERICA GRP	45,752,230	1.75%	59.95%
17	L	565	UNUM GRP	41,882,755	1.60%	61.55%
18	L	431	SAMMONS ENTERPRISES GRP	39,999,695	1.53%	63.08%
19	L	904	JOHN HANCOCK GRP	37,430,425	1.43%	64.51%
20	L	215	KEMPER CORP GRP	34,761,248	1.33%	65.84%
21	L	869	MINNESOTA MUT GRP	32,169,717	1.23%	67.07%
22	L	140	NATIONWIDE CORP GRP	32,046,302	1.22%	68.29%
23	L	4965	EQUITABLE HOLDINGS INC GRP	30,369,374	1.16%	69.45%
24	L	332	PRINCIPAL FIN GRP	29,177,014	1.11%	70.57%
25	L	943	AMERITAS MUT HOLDING GRP	27,691,098	1.06%	71.62%
26	L	709	PACIFIC LIFE GRP	27,600,569	1.05%	72.68%
27	L	4932	BRIGHTHOUSE HOLDINGS GRP	25,926,351	0.99%	73.67%
28	L	57320	WOODMEN WORLD LIFE INS SOC	24,815,656	0.95%	74.62%
29	L	91	HARTFORD FIRE & CAS GRP	22,609,227	0.86%	75.48%
30	L	212	ZURICH INS GRP	21,935,877	0.84%	76.32%
31	L	836	WEST SOUTHERN GRP	21,559,877	0.82%	77.14%
32	L	200	UNITED SERV AUTOMOBILE ASSN GRP	21,082,546	0.81%	77.95%
33	L	65927	LINCOLN HERITAGE LIFE INS CO	19,682,061	0.75%	78.70%
34	L	619	ONEAMERICA FIN PARTNERS GRP	18,653,557	0.71%	79.41%
35	L	4832	VOYA FINANCIAL GRP	17,462,375	0.67%	80.08%
36	L	850	PENN MUT GRP	17,322,942	0.66%	80.74%
37	L	4925	KUVARE GRP	17,299,779	0.66%	81.40%
38	L	634	NATIONAL LIFE GRP	17,037,238	0.65%	82.05%
39	L	1348	MEIJI YASUDA LIFE INS GRP	16,558,138	0.63%	82.68%
40	L	4011	GENWORTH FIN GRP	15,881,290	0.61%	83.29%
41	L	4213	WILTON RE GRP	15,767,988	0.60%	83.89%
42	L	549	SUN LIFE FINANCIAL INC GRP	15,573,514	0.59%	84.49%
43	L	58068	INDEPENDENT ORDER OF FORESTERS US BR	14,965,631	0.57%	85.06%
44	L	50	COUNTRY INS & FIN SERV GRP	14,024,393	0.54%	85.59%
45	L	5014	EVERLAKE HOLDINGS GRP	13,508,919	0.52%	86.11%
46	L	233	CNO FINANCIAL GRP	13,165,320	0.50%	86.61%
47	L	872	BANNER LIFE GRP	12,992,231	0.50%	87.11%
48	L	315	INDUSTRIAL ALLIANCE GRP	12,715,949	0.49%	87.60%
49	L	704	CONSTELLATION INS HOLDINGS GRP	12,544,817	0.48%	88.07%
50	L	370	AFLAC GRP	12,194,868	0.47%	88.54%
51	L	57541	MODERN WOODMEN OF AMER	11,354,449	0.43%	88.97%
52	L	4853	AAA LIFE GRP	10,987,883	0.42%	89.39%
53	L	761	ALLIANZ INS GRP	10,826,014	0.41%	89.81%
54	L	408	BROOKFIELD ASSET MGMT REINS PARTNERS	10,147,636	0.39%	90.19%
55	L	4	AMERIPRISE FIN GRP	8,466,572	0.32%	90.52%
56	L	918	JACKSON NATL GRP	8,345,945	0.32%	90.84%
57	L	449	FINANCIAL HOLDINGS GRP	7,896,600	0.30%	91.14%
58	L	77879	5 STAR LIFE INS CO	7,633,699	0.29%	91.43%
59	L	4855	SUMITOMO LIFE INS GRP	7,359,343	0.28%	91.71%
60	L	3891	GLOBAL ATLANTIC GRP	7,306,759	0.28%	91.99%
61	L	244	CINCINNATI FIN GRP	7,016,342	0.27%	92.26%
62	L	4926	TALCOTT HOLDINGS GRP	6,923,050	0.26%	92.52%
63	L	4824	ADVANTAGE CAPITAL GRP	6,900,140	0.26%	92.79%

Life Insurance Industry
Life/Health and Fraternal Insurers
2022 Market Share Report - Total Premium
Life Insurance

Alabama

Rank	Business Type	Group/ Company Code	Group/Company Name	Direct Written Premium	Market Share	Cumulative Market Share
64	L	8	ALLSTATE INS GRP	6,803,117	0.26%	93.05%
65	L	367	PHYSICIANS MUT GRP	6,764,129	0.26%	93.30%
66	L	3098	TOKIO MARINE HOLDINGS INC GRP	6,365,127	0.24%	93.55%
67	L	330	AMERICAN FIDELITY CORP GRP	6,347,978	0.24%	93.79%
68	L	1211	NATIONAL GUARDIAN LIFE INS GRP	6,230,101	0.24%	94.03%
69	L	876	ARKANSAS BCBS GRP	6,219,473	0.24%	94.27%
70	L	1216	TIAA FAMILY GRP	6,162,054	0.24%	94.50%
71	L	58033	KNIGHTS OF COLUMBUS	5,889,802	0.22%	94.73%
72	L	280	AUTO OWNERS GRP	5,781,837	0.22%	94.95%
73	L	707	UNITEDHEALTH GRP	5,318,536	0.20%	95.15%
74	L	56014	THRIVENT FINANCIAL FOR LUTHERANS	4,605,718	0.18%	95.33%
75	L	4718	TIPTREE FIN GRP	4,506,410	0.17%	95.50%
76	L	670	FIDELITY NATL FIN INC GRP	4,490,959	0.17%	95.67%
77	L	588	KANSAS CITY LIFE INS GRP	4,337,169	0.17%	95.84%
78	L	7	FEDERATED MUT GRP	4,335,378	0.17%	96.00%
79	L	64505	HOMESTEADERS LIFE CO	4,251,584	0.16%	96.16%
80	L	4736	GGC GRP	4,182,094	0.16%	96.32%
81	L	769	GREAT WEST GRP	3,892,785	0.15%	96.47%
82	L	63290	FIDELITY LIFE ASSN A LEGAL RESERVE L	3,819,531	0.15%	96.62%
83	L	581	BOSTON MUT GRP	3,710,946	0.14%	96.76%
84	L	181	SWISS RE GRP	3,650,430	0.14%	96.90%
85	L	535	COLUMBIAN LIFE GRP	3,266,005	0.12%	97.02%
86	L	4947	PROSPERITY LIFE INS GRP	3,248,862	0.12%	97.15%
87	L	3527	AMERICAN ENTERPRISE MUT GRP	3,229,347	0.12%	97.27%
88	L	65412	LIFE INS CO OF AL	3,186,448	0.12%	97.39%
89	L	801	DIRECTORS INVESTMENT GRP	2,956,999	0.11%	97.51%
90	L	4955	POWELL INS GRP	2,889,610	0.11%	97.62%
91	L	5021	ONEMAIN HOLDINGS INC GRP	2,801,883	0.11%	97.72%
92	L	3436	LIBERTY LIFE GRP TRUST GRP	2,789,299	0.11%	97.83%
93	L	454	SECURITY NATL GRP	2,736,706	0.10%	97.93%
94	L	525	PAN AMER LIFE GRP	2,669,318	0.10%	98.04%
95	L	4941	NATIONAL WESTERN LIFE GRP	2,610,095	0.10%	98.14%
96	L	4712	GPM LIFE GRP	2,596,906	0.10%	98.23%
97	L	300	HORACE MANN GRP	2,489,313	0.10%	98.33%
98	L	276	TRUSTMARK MUT HOLDING CO GRP	2,388,341	0.09%	98.42%
99	L	4992	RESOLUTION LIFE US HOLDINGS GRP	2,176,158	0.08%	98.50%
100	L	901	CIGNA HLTH GRP	2,081,223	0.08%	98.58%
101	L	68896	SOUTHERN FARM BUREAU LIFE INS CO	2,047,214	0.08%	98.66%
102	L	4553	SAVINGS BANK LIFE GRP	1,935,112	0.07%	98.74%
103	L	316	NATIONAL SECURITY GRP	1,880,312	0.07%	98.81%
104	L	542	INDIANA FARM BUREAU GRP	1,879,578	0.07%	98.88%
105	L	4903	CALTON HOLDINGS GRP	1,607,975	0.06%	98.94%
106	L	4734	APOLLO GLOBAL MGMT GRP	1,380,409	0.05%	98.99%
107	L	4862	ASSURITY GRP	1,280,510	0.05%	99.04%
108	L	1	CVS GRP	1,276,669	0.05%	99.09%
109	L	626	CHUBB LTD GRP	1,204,956	0.05%	99.14%
110	L	62928	EMC NATL LIFE CO	1,179,041	0.05%	99.18%
111	L	61212	BALTIMORE LIFE INS CO	1,075,668	0.04%	99.22%
112	L	917	HCSC GRP	1,057,263	0.04%	99.26%
113	L	4890	SBL HOLDINGS GRP	1,026,932	0.04%	99.30%
114	L	67	MICHIGAN FARM BUREAU GRP	972,184	0.04%	99.34%
115	L	629	PLATEAU GRP	960,172	0.04%	99.38%
116	L	4752	GREGG E ZAHN GRP	922,821	0.04%	99.41%
117	L	451	FIDELITY SECURITY GRP	916,474	0.04%	99.45%
118	L	63819	UNITY FINANCIAL LIFE INS CO	814,626	0.03%	99.48%
119	L	687	GUARANTEE TRUST GRP	769,357	0.03%	99.51%
120	L	1117	MANHATTAN LIFE GRP	737,823	0.03%	99.54%
121	L	587	ATLANTIC AMER GRP	714,204	0.03%	99.56%
122	L	671	ELEVANCE HLTH INC GRP	689,037	0.03%	99.59%
123	L	69132	STATE MUT INS CO	646,031	0.02%	99.61%
124	L	4794	GROUP 1001 INS HOLDINGS GRP	628,324	0.02%	99.64%
125	L	64580	ILLINOIS MUT LIFE INS CO	519,870	0.02%	99.66%
			TOTAL	2,618,056,976	100.00%	100.00%

Life Insurance Industry
Life/Health and Fraternal Insurers
2022 Market Share Report - Total Premium
Life Insurance

Alaska

Rank	Business Type	Group/ Company Code	Group/Company Name	Direct Written Premium	Market Share	Cumulative Market Share
1	L	4844	LIA HOLDINGS GRP	232,920,235	34.53%	34.53%
2	L	304	PRUDENTIAL OF AMER GRP	121,149,955	17.96%	52.49%
3	L	709	PACIFIC LIFE GRP	63,906,363	9.47%	61.96%
4	L	826	NEW YORK LIFE GRP	49,307,580	7.31%	69.27%
5	L	176	STATE FARM GRP	18,260,976	2.71%	71.98%
6	L	241	METROPOLITAN GRP	12,919,082	1.92%	73.90%
7	L	20	LINCOLN NATL GRP	11,921,991	1.77%	75.66%
8	L	904	JOHN HANCOCK GRP	9,222,656	1.37%	77.03%
9	L	332	PRINCIPAL FIN GRP	9,164,389	1.36%	78.39%
10	L	565	UNUM GRP	8,899,085	1.32%	79.71%
11	L	91	HARTFORD FIRE & CAS GRP	8,136,160	1.21%	80.91%
12	L	860	NORTHWESTERN MUT GRP	7,947,623	1.18%	82.09%
13	L	869	MINNESOTA MUT GRP	6,680,466	0.99%	83.08%
14	L	290	GLOBE LIFE INC GRP	5,752,129	0.85%	83.94%
15	L	200	UNITED SERV AUTOMOBILE ASSN GRP	5,284,446	0.78%	84.72%
16	L	468	AEGON US HOLDING GRP	5,023,746	0.74%	85.46%
17	L	634	NATIONAL LIFE GRP	4,521,644	0.67%	86.13%
18	L	458	DAI-ICHI LIFE HOLDINGS INC GRP	4,465,706	0.66%	86.80%
19	L	212	ZURICH INS GRP	4,214,993	0.62%	87.42%
20	L	850	PENN MUT GRP	3,661,638	0.54%	87.96%
21	L	4932	BRIGHTHOUSE HOLDINGS GRP	3,652,518	0.54%	88.51%
22	L	12	AMERICAN INTL GRP	3,617,513	0.54%	89.04%
23	L	4750	PRIMERICA GRP	3,564,295	0.53%	89.57%
24	L	435	MASS MUT LIFE INS GRP	3,547,490	0.53%	90.10%
25	L	429	GUARDIAN LIFE GRP	3,404,761	0.50%	90.60%
26	L	56014	THRIVENT FINANCIAL FOR LUTHERANS	3,171,496	0.47%	91.07%
27	L	431	SAMMONS ENTERPRISES GRP	3,073,185	0.46%	91.53%
28	L	50	COUNTRY INS & FIN SERV GRP	2,719,718	0.40%	91.93%
29	L	4925	KUVARE GRP	2,712,163	0.40%	92.33%
30	L	4832	VOYA FINANCIAL GRP	2,645,212	0.39%	92.72%
31	L	261	MUTUAL OF OMAHA GRP	2,584,058	0.38%	93.11%
32	L	1348	MEIJI YASUDA LIFE INS GRP	2,456,791	0.36%	93.47%
33	L	943	AMERITAS MUT HOLDING GRP	2,441,356	0.36%	93.83%
34	L	5014	EVERLAKE HOLDINGS GRP	2,432,762	0.36%	94.19%
35	L	140	NATIONWIDE CORP GRP	2,061,735	0.31%	94.50%
36	L	4	AMERIPRISE FIN GRP	1,918,409	0.28%	94.78%
37	L	836	WEST SOUTHERN GRP	1,767,346	0.26%	95.05%
38	L	549	SUN LIFE FINANCIAL INC GRP	1,707,536	0.25%	95.30%
39	L	872	BANNER LIFE GRP	1,682,701	0.25%	95.55%
40	L	619	ONEAMERICA FIN PARTNERS GRP	1,659,963	0.25%	95.79%
41	L	761	ALLIANZ INS GRP	1,622,131	0.24%	96.04%
42	L	670	FIDELITY NATL FIN INC GRP	1,576,109	0.23%	96.27%
43	L	306	TRUSTAGE GRP	1,542,938	0.23%	96.50%
44	L	3891	GLOBAL ATLANTIC GRP	1,448,485	0.21%	96.71%
45	L	4011	GENWORTH FIN GRP	1,300,009	0.19%	96.91%
46	L	4965	EQUITABLE HOLDINGS INC GRP	1,271,402	0.19%	97.09%
47	L	4855	SUMITOMO LIFE INS GRP	1,184,265	0.18%	97.27%
48	L	64505	HOMESTEADERS LIFE CO	1,022,180	0.15%	97.42%
49	L	4213	WILTON RE GRP	971,939	0.14%	97.56%
50	L	4926	TALCOTT HOLDINGS GRP	920,982	0.14%	97.70%
51	L	4853	AAA LIFE GRP	815,275	0.12%	97.82%
52	L	58068	INDEPENDENT ORDER OF FORESTERS US BR	801,999	0.12%	97.94%
53	L	408	BROOKFIELD ASSET MGMT REINS PARTNERS	800,273	0.12%	98.06%
54	L	4992	RESOLUTION LIFE US HOLDINGS GRP	763,662	0.11%	98.17%
55	L	330	AMERICAN FIDELITY CORP GRP	735,205	0.11%	98.28%
56	L	704	CONSTELLATION INS HOLDINGS GRP	653,669	0.10%	98.38%
57	L	876	ARKANSAS BCBS GRP	643,401	0.10%	98.47%
58	L	449	FINANCIAL HOLDINGS GRP	588,091	0.09%	98.56%
59	L	77879	5 STAR LIFE INS CO	568,033	0.08%	98.65%
60	L	918	JACKSON NATL GRP	539,932	0.08%	98.73%
61	L	4736	GGC GRP	490,411	0.07%	98.80%
62	L	233	CNO FINANCIAL GRP	472,144	0.07%	98.87%
63	L	370	AFLAC GRP	468,833	0.07%	98.94%

**Life Insurance Industry
Life/Health and Fraternal Insurers
2022 Market Share Report - Total Premium
Life Insurance**

Alaska

Rank	Business Type	Group/ Company Code	Group/Company Name	Direct Written Premium	Market Share	Cumulative Market Share
64	L	315	INDUSTRIAL ALLIANCE GRP	418,153	0.06%	99.00%
65	L	58033	KNIGHTS OF COLUMBUS	417,872	0.06%	99.06%
66	L	1216	TIAA FAMILY GRP	373,558	0.06%	99.12%
67	L	367	PHYSICIANS MUT GRP	343,668	0.05%	99.17%
68	L	300	HORACE MANN GRP	337,333	0.05%	99.22%
69	L	63290	FIDELITY LIFE ASSN A LEGAL RESERVE L	332,998	0.05%	99.27%
70	L	769	GREAT WEST GRP	317,132	0.05%	99.31%
71	L	8	ALLSTATE INS GRP	303,519	0.04%	99.36%
72	L	4553	SAVINGS BANK LIFE GRP	294,251	0.04%	99.40%
73	L	3098	TOKIO MARINE HOLDINGS INC GRP	273,338	0.04%	99.44%
74	L	588	KANSAS CITY LIFE INS GRP	253,735	0.04%	99.48%
75	L	181	SWISS RE GRP	224,965	0.03%	99.51%
76	L	57142	SONS OF NORWAY	194,814	0.03%	99.54%
77	L	901	CIGNA HLTH GRP	175,135	0.03%	99.57%
78	L	65927	LINCOLN HERITAGE LIFE INS CO	153,977	0.02%	99.59%
79	L	4734	APOLLO GLOBAL MGMT GRP	143,888	0.02%	99.61%
80	L	68772	SECURITY MUT LIFE INS CO OF NY	136,941	0.02%	99.63%
81	L	473	AMERICAN FAMILY INS GRP	119,231	0.02%	99.65%
82	L	4877	TWA & AMFI CORP GRP	106,413	0.02%	99.67%
83	L	781	UNION LABOR GRP	105,480	0.02%	99.68%
84	L	244	CINCINNATI FIN GRP	100,578	0.01%	99.70%
85	L	525	PAN AMER LIFE GRP	95,474	0.01%	99.71%
86	L	1	CVS GRP	94,561	0.01%	99.73%
87	L	4718	TIPTREE FIN GRP	93,238	0.01%	99.74%
88	L	4890	SBL HOLDINGS GRP	84,544	0.01%	99.75%
89	L	57541	MODERN WOODMEN OF AMER	75,398	0.01%	99.76%
90	L	626	CHUBB LTD GRP	71,209	0.01%	99.77%
91	L	4947	PROSPERITY LIFE INS GRP	68,290	0.01%	99.78%
92	L	4862	ASSURITY GRP	67,902	0.01%	99.79%
93	L	451	FIDELITY SECURITY GRP	64,802	0.01%	99.80%
94	L	707	UNITEDHEALTH GRP	61,021	0.01%	99.81%
95	L	615	BENEFICIAL LIFE GRP	61,017	0.01%	99.82%
96	L	513	IOWA FARM BUREAU GRP	59,477	0.01%	99.83%
97	L	57320	WOODMEN WORLD LIFE INS SOC	57,118	0.01%	99.84%
98	L	4903	CALTON HOLDINGS GRP	54,214	0.01%	99.85%
99	L	28	AMICA MUT GRP	54,095	0.01%	99.86%
100	L	344	CHURCH PENSION FUND GRP	51,739	0.01%	99.86%
101	L	69272	IBEXIS LIFE & ANN INS CO	44,808	0.01%	99.87%
102	L	4712	GPM LIFE GRP	44,340	0.01%	99.88%
103	L	69310	SURETY LIFE INS CO	39,923	0.01%	99.88%
104	L	4941	NATIONAL WESTERN LIFE GRP	39,319	0.01%	99.89%
105	L	276	TRUSTMARK MUT HOLDING CO GRP	30,996	- %	99.89%
106	L	56030	CATHOLIC FINANCIAL LIFE	30,926	- %	99.90%
107	L	169	SENTRY INS GRP	30,359	- %	99.90%
108	L	454	SECURITY NATL GRP	29,766	- %	99.91%
109	L	123	SHELTER INS GRP	29,373	- %	99.91%
110	L	981	FIDELITY INVESTMENT INS & ANN GRP	27,720	- %	99.91%
111	L	61212	BALTIMORE LIFE INS CO	27,157	- %	99.92%
112	L	5021	ONEMAIN HOLDINGS INC GRP	25,255	- %	99.92%
113	L	581	BOSTON MUT GRP	24,888	- %	99.93%
114	L	542	INDIANA FARM BUREAU GRP	24,331	- %	99.93%
115	L	63819	UNITY FINANCIAL LIFE INS CO	23,426	- %	99.93%
116	L	213	ERIE INS GRP	21,051	- %	99.94%
117	L	917	HCSC GRP	20,970	- %	99.94%
118	L	67180	OHIO STATE LIFE INS CO	20,899	- %	99.94%
119	L	280	AUTO OWNERS GRP	20,341	- %	99.95%
120	L	1211	NATIONAL GUARDIAN LIFE INS GRP	19,516	- %	99.95%
121	L	57657	ROYAL NEIGHBORS OF AMER	18,856	- %	99.95%
122	L	574	AMERCO CORP GRP	18,332	- %	99.95%
123	L	535	COLUMBIAN LIFE GRP	17,985	- %	99.96%
124	L	4955	POWELL INS GRP	16,831	- %	99.96%
125	L	687	GUARANTEE TRUST GRP	16,192	- %	99.96%
			TOTAL	674,547,047	100.00%	100.00%

Life Insurance Industry
Life/Health and Fraternal Insurers
2022 Market Share Report - Total Premium
Life Insurance

Arizona

Rank	Business Type	Group/ Company Code	Group/Company Name	Direct Written Premium	Market Share	Cumulative Market Share
1	L	304	PRUDENTIAL OF AMER GRP	237,442,976	7.66%	7.66%
2	L	826	NEW YORK LIFE GRP	194,083,288	6.26%	13.92%
3	L	860	NORTHWESTERN MUT GRP	155,991,318	5.03%	18.95%
4	L	241	METROPOLITAN GRP	154,784,030	4.99%	23.95%
5	L	20	LINCOLN NATL GRP	131,895,494	4.25%	28.20%
6	L	869	MINNESOTA MUT GRP	108,644,918	3.50%	31.70%
7	L	435	MASS MUT LIFE INS GRP	107,966,658	3.48%	35.19%
8	L	176	STATE FARM GRP	98,345,620	3.17%	38.36%
9	L	709	PACIFIC LIFE GRP	96,956,155	3.13%	41.49%
10	L	140	NATIONWIDE CORP GRP	85,461,593	2.76%	44.24%
11	L	850	PENN MUT GRP	83,245,652	2.69%	46.93%
12	L	904	JOHN HANCOCK GRP	80,077,903	2.58%	49.51%
13	L	458	DAI-ICHI LIFE HOLDINGS INC GRP	72,479,982	2.34%	51.85%
14	L	261	MUTUAL OF OMAHA GRP	70,139,881	2.26%	54.11%
15	L	468	AEGON US HOLDING GRP	69,589,000	2.24%	56.36%
16	L	431	SAMMONS ENTERPRISES GRP	64,647,263	2.09%	58.44%
17	L	4750	PRIMERICA GRP	62,251,539	2.01%	60.45%
18	L	761	ALLIANZ INS GRP	51,725,327	1.67%	62.12%
19	L	429	GUARDIAN LIFE GRP	50,507,984	1.63%	63.75%
20	L	212	ZURICH INS GRP	48,018,096	1.55%	65.30%
21	L	91	HARTFORD FIRE & CAS GRP	42,281,851	1.36%	66.66%
22	L	634	NATIONAL LIFE GRP	41,820,104	1.35%	68.01%
23	L	4965	EQUITABLE HOLDINGS INC GRP	41,662,682	1.34%	69.36%
24	L	4855	SUMITOMO LIFE INS GRP	37,330,548	1.20%	70.56%
25	L	290	GLOBE LIFE INC GRP	36,063,629	1.16%	71.72%
26	L	619	ONEAMERICA FIN PARTNERS GRP	34,641,799	1.12%	72.84%
27	L	565	UNUM GRP	33,721,932	1.09%	73.93%
28	L	12	AMERICAN INTL GRP	33,363,881	1.08%	75.00%
29	L	56014	THRIVENT FINANCIAL FOR LUTHERANS	31,914,466	1.03%	76.03%
30	L	306	TRUSTAGE GRP	30,306,020	0.98%	77.01%
31	L	332	PRINCIPAL FIN GRP	29,631,082	0.96%	77.97%
32	L	200	UNITED SERV AUTOMOBILE ASSN GRP	29,318,355	0.95%	78.91%
33	L	473	AMERICAN FAMILY INS GRP	28,232,898	0.91%	79.82%
34	L	4925	KUVARE GRP	27,906,154	0.90%	80.72%
35	L	4932	BRIGHTHOUSE HOLDINGS GRP	27,682,833	0.89%	81.62%
36	L	836	WEST SOUTHERN GRP	27,259,781	0.88%	82.50%
37	L	3891	GLOBAL ATLANTIC GRP	26,168,581	0.84%	83.34%
38	L	872	BANNER LIFE GRP	25,763,885	0.83%	84.17%
39	L	4832	VOYA FINANCIAL GRP	24,342,232	0.79%	84.96%
40	L	4011	GENWORTH FIN GRP	20,665,208	0.67%	85.62%
41	L	4853	AAA LIFE GRP	17,654,750	0.57%	86.19%
42	L	408	BROOKFIELD ASSET MGMT REINS PARTNERS	17,171,645	0.55%	86.75%
43	L	549	SUN LIFE FINANCIAL INC GRP	16,534,353	0.53%	87.28%
44	L	4	AMERIPRISE FIN GRP	16,476,689	0.53%	87.81%
45	L	4926	TALCOTT HOLDINGS GRP	15,691,226	0.51%	88.32%
46	L	943	AMERITAS MUT HOLDING GRP	15,667,609	0.51%	88.82%
47	L	704	CONSTELLATION INS HOLDINGS GRP	14,856,432	0.48%	89.30%
48	L	513	IOWA FARM BUREAU GRP	14,686,528	0.47%	89.78%
49	L	5014	EVERLAKE HOLDINGS GRP	14,239,893	0.46%	90.24%
50	L	58068	INDEPENDENT ORDER OF FORESTERS US BR	13,667,929	0.44%	90.68%
51	L	4992	RESOLUTION LIFE US HOLDINGS GRP	13,639,496	0.44%	91.12%
52	L	50	COUNTRY INS & FIN SERV GRP	13,427,827	0.43%	91.55%
53	L	707	UNITEDHEALTH GRP	11,858,650	0.38%	91.93%
54	L	233	CNO FINANCIAL GRP	11,808,346	0.38%	92.31%
55	L	670	FIDELITY NATL FIN INC GRP	11,783,121	0.38%	92.69%
56	L	449	FINANCIAL HOLDINGS GRP	11,596,831	0.37%	93.07%
57	L	1211	NATIONAL GUARDIAN LIFE INS GRP	11,331,135	0.37%	93.43%
58	L	918	JACKSON NATL GRP	9,947,801	0.32%	93.75%
59	L	3527	AMERICAN ENTERPRISE MUT GRP	9,758,260	0.31%	94.07%
60	L	65927	LINCOLN HERITAGE LIFE INS CO	9,642,921	0.31%	94.38%
61	L	3098	TOKIO MARINE HOLDINGS INC GRP	8,380,818	0.27%	94.65%
62	L	58033	KNIGHTS OF COLUMBUS	8,334,521	0.27%	94.92%
63	L	1348	MEIJI YASUDA LIFE INS GRP	7,727,356	0.25%	95.17%

Life Insurance Industry
Life/Health and Fraternal Insurers
2022 Market Share Report - Total Premium
Life Insurance

Arizona

Rank	Business Type	Group/ Company Code	Group/Company Name	Direct Written Premium	Market Share	Cumulative Market Share
64	L	315	INDUSTRIAL ALLIANCE GRP	7,632,096	0.25%	95.41%
65	L	588	KANSAS CITY LIFE INS GRP	5,903,340	0.19%	95.61%
66	L	276	TRUSTMARK MUT HOLDING CO GRP	5,624,756	0.18%	95.79%
67	L	4736	GGC GRP	5,507,419	0.18%	95.96%
68	L	525	PAN AMER LIFE GRP	5,492,256	0.18%	96.14%
69	L	1216	TIAA FAMILY GRP	5,041,498	0.16%	96.30%
70	L	4213	WILTON RE GRP	4,823,992	0.16%	96.46%
71	L	4947	PROSPERITY LIFE INS GRP	4,814,250	0.16%	96.62%
72	L	367	PHYSICIANS MUT GRP	4,336,082	0.14%	96.75%
73	L	4553	SAVINGS BANK LIFE GRP	4,118,473	0.13%	96.89%
74	L	63290	FIDELITY LIFE ASSN A LEGAL RESERVE L	3,943,753	0.13%	97.01%
75	L	68772	SECURITY MUT LIFE INS CO OF NY	3,881,340	0.13%	97.14%
76	L	370	AFLAC GRP	3,839,495	0.12%	97.26%
77	L	7	FEDERATED MUT GRP	3,833,171	0.12%	97.39%
78	L	244	CINCINNATI FIN GRP	3,377,113	0.11%	97.50%
79	L	64505	HOMESTEADERS LIFE CO	3,306,609	0.11%	97.60%
80	L	77879	5 STAR LIFE INS CO	3,103,406	0.10%	97.70%
81	L	153	PEKIN INS GRP	3,059,669	0.10%	97.80%
82	L	4712	GPM LIFE GRP	2,900,755	0.09%	97.90%
83	L	181	SWISS RE GRP	2,811,039	0.09%	97.99%
84	L	901	CIGNA HLTH GRP	2,804,884	0.09%	98.08%
85	L	4734	APOLLO GLOBAL MGMT GRP	2,477,796	0.08%	98.16%
86	L	77690	TRANS CITY LIFE INS CO	2,234,064	0.07%	98.23%
87	L	57657	ROYAL NEIGHBORS OF AMER	2,209,849	0.07%	98.30%
88	L	8	ALLSTATE INS GRP	2,140,804	0.07%	98.37%
89	L	4862	ASSURITY GRP	2,122,502	0.07%	98.44%
90	L	615	BENEFICIAL LIFE GRP	2,062,925	0.07%	98.50%
91	L	280	AUTO OWNERS GRP	2,014,403	0.06%	98.57%
92	L	4941	NATIONAL WESTERN LIFE GRP	1,931,632	0.06%	98.63%
93	L	57541	MODERN WOODMEN OF AMER	1,929,008	0.06%	98.69%
94	L	300	HORACE MANN GRP	1,919,939	0.06%	98.76%
95	L	769	GREAT WEST GRP	1,892,932	0.06%	98.82%
96	L	535	COLUMBIAN LIFE GRP	1,888,540	0.06%	98.88%
97	L	5021	ONEMAIN HOLDINGS INC GRP	1,877,282	0.06%	98.94%
98	L	330	AMERICAN FIDELITY CORP GRP	1,843,308	0.06%	99.00%
99	L	801	DIRECTORS INVESTMENT GRP	1,627,510	0.05%	99.05%
100	L	542	INDIANA FARM BUREAU GRP	1,434,621	0.05%	99.10%
101	L	626	CHUBB LTD GRP	1,383,505	0.04%	99.14%
102	L	28	AMICA MUT GRP	1,357,669	0.04%	99.18%
103	L	56227	KSKJ LIFE	1,300,705	0.04%	99.23%
104	L	4824	ADVANTAGE CAPITAL GRP	1,227,538	0.04%	99.27%
105	L	60445	SAGICOR LIFE INS CO	1,074,706	0.03%	99.30%
106	L	1	CVS GRP	926,903	0.03%	99.33%
107	L	574	AMERCO CORP GRP	916,361	0.03%	99.36%
108	L	31	BERKSHIRE HATHAWAY GRP	867,725	0.03%	99.39%
109	L	4903	CALTON HOLDINGS GRP	845,749	0.03%	99.42%
110	L	451	FIDELITY SECURITY GRP	842,702	0.03%	99.44%
111	L	454	SECURITY NATL GRP	747,008	0.02%	99.47%
112	L	57320	WOODMEN WORLD LIFE INS SOC	729,647	0.02%	99.49%
113	L	62928	EMC NATL LIFE CO	715,032	0.02%	99.51%
114	L	671	ELEVANCE HLTH INC GRP	704,486	0.02%	99.54%
115	L	64580	ILLINOIS MUT LIFE INS CO	676,375	0.02%	99.56%
116	L	60216	AMALGAMATED LIFE INS CO	620,265	0.02%	99.58%
117	L	4955	POWELL INS GRP	594,614	0.02%	99.60%
118	L	4890	SBL HOLDINGS GRP	593,492	0.02%	99.62%
119	L	169	SENTRY INS GRP	590,326	0.02%	99.64%
120	L	63819	UNITY FINANCIAL LIFE INS CO	517,068	0.02%	99.65%
121	L	781	UNION LABOR GRP	497,368	0.02%	99.67%
122	L	60542	AMERICAN HOME LIFE INS CO	445,372	0.01%	99.68%
123	L	4752	GREGG E ZAHN GRP	442,595	0.01%	99.70%
124	L	581	BOSTON MUT GRP	439,166	0.01%	99.71%
125	L	61212	BALTIMORE LIFE INS CO	427,219	0.01%	99.72%
			TOTAL	3,099,989,768	100.00%	100.00%

Life Insurance Industry
Life/Health and Fraternal Insurers
2022 Market Share Report - Total Premium
Life Insurance

Arkansas

Rank	Business Type	Group/ Company Code	Group/Company Name	Direct Written Premium	Market Share	Cumulative Market Share
1	L	860	NORTHWESTERN MUT GRP	67,805,072	5.20%	5.20%
2	L	176	STATE FARM GRP	64,630,116	4.96%	10.17%
3	L	68896	SOUTHERN FARM BUREAU LIFE INS CO	62,237,703	4.78%	14.94%
4	L	826	NEW YORK LIFE GRP	62,005,089	4.76%	19.70%
5	L	304	PRUDENTIAL OF AMER GRP	61,584,877	4.73%	24.43%
6	L	20	LINCOLN NATL GRP	53,598,105	4.11%	28.54%
7	L	458	DAI-ICHI LIFE HOLDINGS INC GRP	50,714,396	3.89%	32.44%
8	L	241	METROPOLITAN GRP	50,164,057	3.85%	36.29%
9	L	565	UNUM GRP	44,207,329	3.39%	39.68%
10	L	709	PACIFIC LIFE GRP	36,800,755	2.82%	42.50%
11	L	290	GLOBE LIFE INC GRP	32,723,449	2.51%	45.02%
12	L	261	MUTUAL OF OMAHA GRP	32,021,143	2.46%	47.47%
13	L	435	MASS MUT LIFE INS GRP	31,564,287	2.42%	49.90%
14	L	123	SHELTER INS GRP	27,026,884	2.07%	51.97%
15	L	12	AMERICAN INTL GRP	23,636,672	1.81%	53.79%
16	L	904	JOHN HANCOCK GRP	22,690,090	1.74%	55.53%
17	L	468	AEGON US HOLDING GRP	21,480,137	1.65%	57.18%
18	L	431	SAMMONS ENTERPRISES GRP	21,330,471	1.64%	58.81%
19	L	4965	EQUITABLE HOLDINGS INC GRP	21,021,670	1.61%	60.43%
20	L	876	ARKANSAS BCBS GRP	18,219,924	1.40%	61.83%
21	L	429	GUARDIAN LIFE GRP	15,937,814	1.22%	63.05%
22	L	4750	PRIMERICA GRP	15,775,946	1.21%	64.26%
23	L	306	TRUSTAGE GRP	14,987,775	1.15%	65.41%
24	L	869	MINNESOTA MUT GRP	14,112,360	1.08%	66.49%
25	L	761	ALLIANZ INS GRP	13,912,257	1.07%	67.56%
26	L	212	ZURICH INS GRP	13,904,103	1.07%	68.63%
27	L	65927	LINCOLN HERITAGE LIFE INS CO	13,287,946	1.02%	69.65%
28	L	850	PENN MUT GRP	13,162,070	1.01%	70.66%
29	L	1348	MEIJI YASUDA LIFE INS GRP	12,148,960	0.93%	71.59%
30	L	408	BROOKFIELD ASSET MGMT REINS PARTNERS	11,639,720	0.89%	72.48%
31	L	140	NATIONWIDE CORP GRP	11,411,753	0.88%	73.36%
32	L	57541	MODERN WOODMEN OF AMER	10,763,930	0.83%	74.19%
33	L	215	KEMPER CORP GRP	10,426,931	0.80%	74.99%
34	L	56014	THRIVENT FINANCIAL FOR LUTHERANS	9,385,210	0.72%	75.71%
35	L	4925	KUVARE GRP	9,297,396	0.71%	76.42%
36	L	4832	VOYA FINANCIAL GRP	9,137,267	0.70%	77.12%
37	L	836	WEST SOUTHERN GRP	9,062,764	0.70%	77.82%
38	L	332	PRINCIPAL FIN GRP	8,873,232	0.68%	78.50%
39	L	276	TRUSTMARK MUT HOLDING CO GRP	8,516,107	0.65%	79.15%
40	L	91	HARTFORD FIRE & CAS GRP	8,342,864	0.64%	79.79%
41	L	4932	BRIGHTHOUSE HOLDINGS GRP	8,283,724	0.64%	80.43%
42	L	233	CNO FINANCIAL GRP	8,128,852	0.62%	81.05%
43	L	4926	TALCOTT HOLDINGS GRP	7,959,597	0.61%	81.66%
44	L	872	BANNER LIFE GRP	7,862,402	0.60%	82.27%
45	L	83836	SELECTED FUNERAL & LIFE INS CO	7,826,345	0.60%	82.87%
46	L	57320	WOODMEN WORLD LIFE INS SOC	7,720,032	0.59%	83.46%
47	L	634	NATIONAL LIFE GRP	7,459,334	0.57%	84.03%
48	L	4011	GENWORTH FIN GRP	7,328,513	0.56%	84.60%
49	L	704	CONSTELLATION INS HOLDINGS GRP	7,028,936	0.54%	85.14%
50	L	918	JACKSON NATL GRP	7,012,081	0.54%	85.67%
51	L	4	AMERIPRISE FIN GRP	6,633,052	0.51%	86.18%
52	L	200	UNITED SERV AUTOMOBILE ASSN GRP	6,549,942	0.50%	86.69%
53	L	77879	5 STAR LIFE INS CO	5,990,802	0.46%	87.15%
54	L	588	KANSAS CITY LIFE INS GRP	5,751,803	0.44%	87.59%
55	L	619	ONEAMERICA FIN PARTNERS GRP	5,741,327	0.44%	88.03%
56	L	4213	WILTON RE GRP	5,610,599	0.43%	88.46%
57	L	549	SUN LIFE FINANCIAL INC GRP	5,292,613	0.41%	88.86%
58	L	5014	EVERLAKE HOLDINGS GRP	5,134,750	0.39%	89.26%
59	L	4853	AAA LIFE GRP	4,780,603	0.37%	89.63%
60	L	454	SECURITY NATL GRP	4,520,496	0.35%	89.97%
61	L	449	FINANCIAL HOLDINGS GRP	4,441,549	0.34%	90.31%
62	L	370	AFLAC GRP	4,434,063	0.34%	90.65%
63	L	330	AMERICAN FIDELITY CORP GRP	4,423,252	0.34%	90.99%

Life Insurance Industry
Life/Health and Fraternal Insurers
2022 Market Share Report - Total Premium
Life Insurance

Arkansas

Rank	Business Type	Group/ Company Code	Group/Company Name	Direct Written Premium	Market Share	Cumulative Market Share
64	L	58068	INDEPENDENT ORDER OF FORESTERS US BR	4,268,126	0.33%	91.32%
65	L	670	FIDELITY NATL FIN INC GRP	4,141,651	0.32%	91.64%
66	L	315	INDUSTRIAL ALLIANCE GRP	4,111,783	0.32%	91.95%
67	L	707	UNITEDHEALTH GRP	4,078,666	0.31%	92.27%
68	L	4855	SUMITOMO LIFE INS GRP	3,950,502	0.30%	92.57%
69	L	64505	HOMESTEADERS LIFE CO	3,919,445	0.30%	92.87%
70	L	244	CINCINNATI FIN GRP	3,842,999	0.29%	93.17%
71	L	943	AMERITAS MUT HOLDING GRP	3,606,778	0.28%	93.44%
72	L	83968	CITIZENS FIDELITY INS CO	3,315,017	0.25%	93.70%
73	L	7	FEDERATED MUT GRP	3,160,252	0.24%	93.94%
74	L	58033	KNIGHTS OF COLUMBUS	3,092,898	0.24%	94.18%
75	L	4941	NATIONAL WESTERN LIFE GRP	3,073,815	0.24%	94.41%
76	L	367	PHYSICIANS MUT GRP	2,798,397	0.21%	94.63%
77	L	581	BOSTON MUT GRP	2,796,445	0.21%	94.84%
78	L	3891	GLOBAL ATLANTIC GRP	2,416,070	0.19%	95.03%
79	L	525	PAN AMER LIFE GRP	2,329,027	0.18%	95.21%
80	L	4992	RESOLUTION LIFE US HOLDINGS GRP	2,318,791	0.18%	95.39%
81	L	4736	GGC GRP	2,228,499	0.17%	95.56%
82	L	62928	EMC NATL LIFE CO	2,167,002	0.17%	95.72%
83	L	83860	CYRUS LIFE INS CO	2,141,931	0.16%	95.89%
84	L	8	ALLSTATE INS GRP	2,109,939	0.16%	96.05%
85	L	1211	NATIONAL GUARDIAN LIFE INS GRP	2,074,151	0.16%	96.21%
86	L	1216	TIAA FAMILY GRP	2,025,026	0.16%	96.36%
87	L	280	AUTO OWNERS GRP	2,020,762	0.16%	96.52%
88	L	181	SWISS RE GRP	1,779,293	0.14%	96.66%
89	L	61212	BALTIMORE LIFE INS CO	1,745,349	0.13%	96.79%
90	L	63290	FIDELITY LIFE ASSN A LEGAL RESERVE L	1,680,919	0.13%	96.92%
91	L	612	CITIZENS GRP	1,654,786	0.13%	97.05%
92	L	626	CHUBB LTD GRP	1,472,093	0.11%	97.16%
93	L	83992	FOUNDATION LIFE INS CO OF AR	1,374,576	0.11%	97.26%
94	L	901	CIGNA HLTH GRP	1,307,742	0.10%	97.36%
95	L	3436	LIBERTY LIFE GRP TRUST GRP	1,277,017	0.10%	97.46%
96	L	67	MICHIGAN FARM BUREAU GRP	1,269,894	0.10%	97.56%
97	L	4947	PROSPERITY LIFE INS GRP	1,261,152	0.10%	97.66%
98	L	57657	ROYAL NEIGHBORS OF AMER	1,202,321	0.09%	97.75%
99	L	4553	SAVINGS BANK LIFE GRP	1,194,235	0.09%	97.84%
100	L	3098	TOKIO MARINE HOLDINGS INC GRP	1,088,260	0.08%	97.92%
101	L	535	COLUMBIAN LIFE GRP	1,086,072	0.08%	98.01%
102	L	300	HORACE MANN GRP	1,071,361	0.08%	98.09%
103	L	801	DIRECTORS INVESTMENT GRP	1,050,954	0.08%	98.17%
104	L	4712	GPM LIFE GRP	935,787	0.07%	98.24%
105	L	4955	POWELL INS GRP	934,727	0.07%	98.31%
106	L	4903	CALTON HOLDINGS GRP	922,473	0.07%	98.39%
107	L	2878	UNITED HERITAGE MUT GRP	874,215	0.07%	98.45%
108	L	60542	AMERICAN HOME LIFE INS CO	855,466	0.07%	98.52%
109	L	4862	ASSURITY GRP	849,849	0.07%	98.58%
110	L	629	PLATEAU GRP	719,330	0.06%	98.64%
111	L	542	INDIANA FARM BUREAU GRP	712,848	0.05%	98.69%
112	L	574	AMERCO CORP GRP	687,266	0.05%	98.75%
113	L	769	GREAT WEST GRP	665,857	0.05%	98.80%
114	L	5029	PILLAR INS GRP	647,021	0.05%	98.85%
115	L	1	CVS GRP	637,370	0.05%	98.90%
116	L	451	FIDELITY SECURITY GRP	624,625	0.05%	98.94%
117	L	4734	APOLLO GLOBAL MGMT GRP	610,999	0.05%	98.99%
118	L	87920	LOCOMOTIVE ENGINEERS & CONDUCTORS MU	567,448	0.04%	99.03%
119	L	4752	GREGG E ZAHN GRP	566,066	0.04%	99.08%
120	L	687	GUARANTEE TRUST GRP	544,767	0.04%	99.12%
121	L	3527	AMERICAN ENTERPRISE MUT GRP	537,332	0.04%	99.16%
122	L	1117	MANHATTAN LIFE GRP	494,860	0.04%	99.20%
123	L	82252	TRUSPIRE RETIREMENT INS CO	478,313	0.04%	99.24%
124	L	473	AMERICAN FAMILY INS GRP	473,787	0.04%	99.27%
125	L	5016	AQUARIAN INS HOLDINGS GRP	469,712	0.04%	99.31%
			TOTAL	1,302,797,171	100.00%	100.00%

Life Insurance Industry
Life/Health and Fraternal Insurers
2022 Market Share Report - Total Premium
Life Insurance

California

Rank	Business Type	Group/ Company Code	Group/Company Name	Direct Written Premium	Market Share	Cumulative Market Share
1	L	826	NEW YORK LIFE GRP	1,858,746,735	8.78%	8.78%
2	L	468	AEGON US HOLDING GRP	1,098,164,491	5.19%	13.97%
3	L	435	MASS MUT LIFE INS GRP	1,089,177,412	5.14%	19.11%
4	L	860	NORTHWESTERN MUT GRP	1,076,041,809	5.08%	24.20%
5	L	304	PRUDENTIAL OF AMER GRP	1,027,654,109	4.85%	29.05%
6	L	241	METROPOLITAN GRP	913,328,900	4.31%	33.36%
7	L	20	LINCOLN NATL GRP	869,742,102	4.11%	37.47%
8	L	709	PACIFIC LIFE GRP	725,230,589	3.43%	40.90%
9	L	140	NATIONWIDE CORP GRP	697,926,857	3.30%	44.19%
10	L	634	NATIONAL LIFE GRP	680,564,902	3.21%	47.41%
11	L	12	AMERICAN INTL GRP	593,161,759	2.80%	50.21%
12	L	176	STATE FARM GRP	557,967,298	2.64%	52.85%
13	L	904	JOHN HANCOCK GRP	557,354,284	2.63%	55.48%
14	L	869	MINNESOTA MUT GRP	531,723,569	2.51%	57.99%
15	L	4750	PRIMERICA GRP	505,558,529	2.39%	60.38%
16	L	431	SAMMONS ENTERPRISES GRP	454,309,181	2.15%	62.53%
17	L	458	DAI-ICHI LIFE HOLDINGS INC GRP	425,125,463	2.01%	64.53%
18	L	212	ZURICH INS GRP	394,049,500	1.86%	66.40%
19	L	429	GUARDIAN LIFE GRP	359,793,976	1.70%	68.09%
20	L	4853	AAA LIFE GRP	338,131,909	1.60%	69.69%
21	L	761	ALLIANZ INS GRP	299,897,293	1.42%	71.11%
22	L	4965	EQUITABLE HOLDINGS INC GRP	285,778,041	1.35%	72.46%
23	L	332	PRINCIPAL FIN GRP	264,839,627	1.25%	73.71%
24	L	261	MUTUAL OF OMAHA GRP	252,918,495	1.19%	74.90%
25	L	850	PENN MUT GRP	251,679,195	1.19%	76.09%
26	L	306	TRUSTAGE GRP	222,763,787	1.05%	77.15%
27	L	290	GLOBE LIFE INC GRP	220,058,617	1.04%	78.18%
28	L	3891	GLOBAL ATLANTIC GRP	214,836,787	1.01%	79.20%
29	L	565	UNUM GRP	210,273,298	0.99%	80.19%
30	L	4932	BRIGHTHOUSE HOLDINGS GRP	196,553,209	0.93%	81.12%
31	L	91	HARTFORD FIRE & CAS GRP	178,219,181	0.84%	81.96%
32	L	836	WEST SOUTHERN GRP	177,216,318	0.84%	82.80%
33	L	1348	MEIJI YASUDA LIFE INS GRP	174,760,331	0.83%	83.63%
34	L	4832	VOYA FINANCIAL GRP	173,110,179	0.82%	84.44%
35	L	4925	KUVARE GRP	150,755,539	0.71%	85.16%
36	L	670	FIDELITY NATL FIN INC GRP	143,817,317	0.68%	85.84%
37	L	619	ONEAMERICA FIN PARTNERS GRP	140,931,932	0.67%	86.50%
38	L	4011	GENWORTH FIN GRP	137,352,832	0.65%	87.15%
39	L	872	BANNER LIFE GRP	136,750,384	0.65%	87.80%
40	L	4992	RESOLUTION LIFE US HOLDINGS GRP	125,734,425	0.59%	88.39%
41	L	4	AMERIPRISE FIN GRP	123,147,647	0.58%	88.97%
42	L	65927	LINCOLN HERITAGE LIFE INS CO	116,835,857	0.55%	89.52%
43	L	943	AMERITAS MUT HOLDING GRP	114,072,144	0.54%	90.06%
44	L	408	BROOKFIELD ASSET MGMT REINS PARTNERS	113,125,505	0.53%	90.60%
45	L	1211	NATIONAL GUARDIAN LIFE INS GRP	109,214,599	0.52%	91.11%
46	L	200	UNITED SERV AUTOMOBILE ASSN GRP	108,354,413	0.51%	91.62%
47	L	4855	SUMITOMO LIFE INS GRP	107,570,595	0.51%	92.13%
48	L	56014	THRIVENT FINANCIAL FOR LUTHERANS	93,652,441	0.44%	92.57%
49	L	5014	EVERLAKE HOLDINGS GRP	90,506,673	0.43%	93.00%
50	L	4926	TALCOTT HOLDINGS GRP	86,906,640	0.41%	93.41%
51	L	549	SUN LIFE FINANCIAL INC GRP	77,953,785	0.37%	93.78%
52	L	704	CONSTELLATION INS HOLDINGS GRP	72,529,009	0.34%	94.12%
53	L	233	CNO FINANCIAL GRP	71,364,844	0.34%	94.46%
54	L	4213	WILTON RE GRP	63,917,542	0.30%	94.76%
55	L	276	TRUSTMARK MUT HOLDING CO GRP	62,003,357	0.29%	95.06%
56	L	58033	KNIGHTS OF COLUMBUS	61,113,927	0.29%	95.34%
57	L	918	JACKSON NATL GRP	60,350,589	0.29%	95.63%
58	L	330	AMERICAN FIDELITY CORP GRP	58,067,696	0.27%	95.90%
59	L	3098	TOKIO MARINE HOLDINGS INC GRP	57,588,864	0.27%	96.18%
60	L	58068	INDEPENDENT ORDER OF FORESTERS US BR	55,033,720	0.26%	96.44%
61	L	315	INDUSTRIAL ALLIANCE GRP	52,234,114	0.25%	96.68%
62	L	449	FINANCIAL HOLDINGS GRP	42,675,761	0.20%	96.88%
63	L	3527	AMERICAN ENTERPRISE MUT GRP	39,718,958	0.19%	97.07%

Life Insurance Industry
Life/Health and Fraternal Insurers
2022 Market Share Report - Total Premium
Life Insurance

California

Rank	Business Type	Group/ Company Code	Group/Company Name	Direct Written Premium	Market Share	Cumulative Market Share
64	L	64505	HOMESTEADERS LIFE CO	34,871,995	0.16%	97.24%
65	L	1216	TIAA FAMILY GRP	31,822,430	0.15%	97.39%
66	L	4736	GGC GRP	30,597,282	0.14%	97.53%
67	L	370	AFLAC GRP	28,964,195	0.14%	97.67%
68	L	525	PAN AMER LIFE GRP	26,857,751	0.13%	97.79%
69	L	588	KANSAS CITY LIFE INS GRP	22,142,308	0.10%	97.90%
70	L	4553	SAVINGS BANK LIFE GRP	20,934,778	0.10%	98.00%
71	L	901	CIGNA HLTH GRP	20,854,920	0.10%	98.10%
72	L	215	KEMPER CORP GRP	20,790,800	0.10%	98.19%
73	L	4941	NATIONAL WESTERN LIFE GRP	17,319,385	0.08%	98.28%
74	L	7	FEDERATED MUT GRP	16,945,678	0.08%	98.36%
75	L	4862	ASSURITY GRP	15,649,989	0.07%	98.43%
76	L	769	GREAT WEST GRP	15,586,160	0.07%	98.50%
77	L	63290	FIDELITY LIFE ASSN A LEGAL RESERVE L	15,585,883	0.07%	98.58%
78	L	367	PHYSICIANS MUT GRP	14,383,138	0.07%	98.65%
79	L	57541	MODERN WOODMEN OF AMER	13,958,290	0.07%	98.71%
80	L	68772	SECURITY MUT LIFE INS CO OF NY	12,761,593	0.06%	98.77%
81	L	707	UNITEDHEALTH GRP	12,233,449	0.06%	98.83%
82	L	2798	BLUE SHIELD OF CA GRP	10,463,328	0.05%	98.88%
83	L	69310	SURETY LIFE INS CO	10,272,485	0.05%	98.93%
84	L	4734	APOLLO GLOBAL MGMT GRP	10,069,467	0.05%	98.98%
85	L	454	SECURITY NATL GRP	9,702,514	0.05%	99.02%
86	L	181	SWISS RE GRP	9,420,910	0.04%	99.07%
87	L	244	CINCINNATI FIN GRP	9,153,001	0.04%	99.11%
88	L	300	HORACE MANN GRP	8,975,145	0.04%	99.15%
89	L	626	CHUBB LTD GRP	8,200,093	0.04%	99.19%
90	L	535	COLUMBIAN LIFE GRP	7,158,395	0.03%	99.22%
91	L	57657	ROYAL NEIGHBORS OF AMER	7,069,791	0.03%	99.26%
92	L	781	UNION LABOR GRP	7,005,955	0.03%	99.29%
93	L	57320	WOODMEN WORLD LIFE INS SOC	6,627,521	0.03%	99.32%
94	L	8	ALLSTATE INS GRP	6,608,224	0.03%	99.35%
95	L	77879	5 STAR LIFE INS CO	6,552,268	0.03%	99.38%
96	L	5021	ONEMAIN HOLDINGS INC GRP	6,495,209	0.03%	99.41%
97	L	28	AMICA MUT GRP	6,297,622	0.03%	99.44%
98	L	451	FIDELITY SECURITY GRP	6,090,854	0.03%	99.47%
99	L	4955	POWELL INS GRP	6,016,434	0.03%	99.50%
100	L	4903	CALTON HOLDINGS GRP	5,486,220	0.03%	99.53%
101	L	671	ELEVANCE HLTH INC GRP	5,106,837	0.02%	99.55%
102	L	542	INDIANA FARM BUREAU GRP	4,785,051	0.02%	99.57%
103	L	4712	GPM LIFE GRP	4,319,900	0.02%	99.59%
104	L	60445	SAGICOR LIFE INS CO	4,292,398	0.02%	99.61%
105	L	615	BENEFICIAL LIFE GRP	4,131,077	0.02%	99.63%
106	L	4947	PROSPERITY LIFE INS GRP	3,466,216	0.02%	99.65%
107	L	1	CVS GRP	3,258,482	0.02%	99.67%
108	L	1117	MANHATTAN LIFE GRP	3,176,457	0.02%	99.68%
109	L	574	AMERCO CORP GRP	3,043,011	0.01%	99.70%
110	L	2878	UNITED HERITAGE MUT GRP	2,885,438	0.01%	99.71%
111	L	581	BOSTON MUT GRP	2,705,758	0.01%	99.72%
112	L	61212	BALTIMORE LIFE INS CO	2,693,760	0.01%	99.73%
113	L	4794	GROUP 1001 INS HOLDINGS GRP	2,563,461	0.01%	99.75%
114	L	4824	ADVANTAGE CAPITAL GRP	2,276,913	0.01%	99.76%
115	L	169	SENTRY INS GRP	2,192,613	0.01%	99.77%
116	L	4877	TWA & AMFI CORP GRP	2,089,296	0.01%	99.78%
117	L	3436	LIBERTY LIFE GRP TRUST GRP	2,061,094	0.01%	99.79%
118	L	473	AMERICAN FAMILY INS GRP	1,991,916	0.01%	99.80%
119	L	50	COUNTRY INS & FIN SERV GRP	1,931,132	0.01%	99.81%
120	L	67180	OHIO STATE LIFE INS CO	1,926,177	0.01%	99.82%
121	L	4639	RGA INC GRP	1,886,346	0.01%	99.82%
122	L	687	GUARANTEE TRUST GRP	1,751,339	0.01%	99.83%
123	L	69272	IBEXIS LIFE & ANN INS CO	1,722,597	0.01%	99.84%
124	L	981	FIDELITY INVESTMENT INS & ANN GRP	1,676,658	0.01%	99.85%
125	L	344	CHURCH PENSION FUND GRP	1,632,682	0.01%	99.86%
			TOTAL	21,169,912,126	100.00%	100.00%

Life Insurance Industry
Life/Health and Fraternal Insurers
2022 Market Share Report - Total Premium
Life Insurance

Colorado

Rank	Business Type	Group/ Company Code	Group/Company Name	Direct Written Premium	Market Share	Cumulative Market Share
1	L	860	NORTHWESTERN MUT GRP	373,457,330	11.43%	11.43%
2	L	826	NEW YORK LIFE GRP	181,897,701	5.57%	16.99%
3	L	304	PRUDENTIAL OF AMER GRP	148,741,339	4.55%	21.55%
4	L	241	METROPOLITAN GRP	144,091,584	4.41%	25.95%
5	L	435	MASS MUT LIFE INS GRP	135,374,016	4.14%	30.10%
6	L	20	LINCOLN NATL GRP	135,305,083	4.14%	34.24%
7	L	176	STATE FARM GRP	115,603,549	3.54%	37.77%
8	L	869	MINNESOTA MUT GRP	99,858,628	3.06%	40.83%
9	L	709	PACIFIC LIFE GRP	84,679,245	2.59%	43.42%
10	L	140	NATIONWIDE CORP GRP	81,758,604	2.50%	45.92%
11	L	458	DAI-ICHI LIFE HOLDINGS INC GRP	73,504,625	2.25%	48.17%
12	L	904	JOHN HANCOCK GRP	72,508,750	2.22%	50.39%
13	L	431	SAMMONS ENTERPRISES GRP	65,081,109	1.99%	52.38%
14	L	761	ALLIANZ INS GRP	63,161,817	1.93%	54.32%
15	L	468	AEGON US HOLDING GRP	62,643,909	1.92%	56.23%
16	L	850	PENN MUT GRP	59,092,763	1.81%	58.04%
17	L	565	UNUM GRP	56,370,079	1.72%	59.77%
18	L	429	GUARDIAN LIFE GRP	51,061,411	1.56%	61.33%
19	L	261	MUTUAL OF OMAHA GRP	50,528,779	1.55%	62.87%
20	L	12	AMERICAN INTL GRP	49,438,228	1.51%	64.39%
21	L	212	ZURICH INS GRP	45,805,832	1.40%	65.79%
22	L	4965	EQUITABLE HOLDINGS INC GRP	45,456,761	1.39%	67.18%
23	L	91	HARTFORD FIRE & CAS GRP	45,065,243	1.38%	68.56%
24	L	634	NATIONAL LIFE GRP	42,360,478	1.30%	69.86%
25	L	56014	THRIVENT FINANCIAL FOR LUTHERANS	39,226,255	1.20%	71.06%
26	L	769	GREAT WEST GRP	39,200,946	1.20%	72.26%
27	L	200	UNITED SERV AUTOMOBILE ASSN GRP	38,229,670	1.17%	73.43%
28	L	332	PRINCIPAL FIN GRP	35,352,929	1.08%	74.51%
29	L	836	WEST SOUTHERN GRP	35,228,881	1.08%	75.58%
30	L	704	CONSTELLATION INS HOLDINGS GRP	34,614,987	1.06%	76.64%
31	L	473	AMERICAN FAMILY INS GRP	34,591,638	1.06%	77.70%
32	L	4832	VOYA FINANCIAL GRP	34,166,389	1.05%	78.75%
33	L	290	GLOBE LIFE INC GRP	32,723,647	1.00%	79.75%
34	L	1348	MEIJI YASUDA LIFE INS GRP	31,694,419	0.97%	80.72%
35	L	306	TRUSTAGE GRP	31,349,458	0.96%	81.68%
36	L	4750	PRIMERICA GRP	30,697,544	0.94%	82.62%
37	L	4932	BRIGHTHOUSE HOLDINGS GRP	29,804,802	0.91%	83.53%
38	L	619	ONEAMERICA FIN PARTNERS GRP	27,410,147	0.84%	84.37%
39	L	3891	GLOBAL ATLANTIC GRP	26,408,287	0.81%	85.18%
40	L	872	BANNER LIFE GRP	26,071,212	0.80%	85.97%
41	L	4925	KUVARE GRP	23,315,273	0.71%	86.69%
42	L	4011	GENWORTH FIN GRP	23,295,385	0.71%	87.40%
43	L	408	BROOKFIELD ASSET MGMT REINS PARTNERS	18,612,443	0.57%	87.97%
44	L	943	AMERITAS MUT HOLDING GRP	17,963,157	0.55%	88.52%
45	L	707	UNITEDHEALTH GRP	16,861,229	0.52%	89.04%
46	L	549	SUN LIFE FINANCIAL INC GRP	16,305,439	0.50%	89.54%
47	L	4	AMERIPRISE FIN GRP	15,159,984	0.46%	90.00%
48	L	58033	KNIGHTS OF COLUMBUS	14,959,511	0.46%	90.46%
49	L	4926	TALCOTT HOLDINGS GRP	14,637,748	0.45%	90.90%
50	L	5014	EVERLAKE HOLDINGS GRP	14,494,517	0.44%	91.35%
51	L	4855	SUMITOMO LIFE INS GRP	14,358,478	0.44%	91.79%
52	L	4853	AAA LIFE GRP	12,190,836	0.37%	92.16%
53	L	50	COUNTRY INS & FIN SERV GRP	11,058,929	0.34%	92.50%
54	L	588	KANSAS CITY LIFE INS GRP	11,013,039	0.34%	92.84%
55	L	4992	RESOLUTION LIFE US HOLDINGS GRP	10,953,006	0.34%	93.17%
56	L	233	CNO FINANCIAL GRP	10,681,475	0.33%	93.50%
57	L	58068	INDEPENDENT ORDER OF FORESTERS US BR	10,219,638	0.31%	93.81%
58	L	670	FIDELITY NATL FIN INC GRP	9,864,269	0.30%	94.11%
59	L	1211	NATIONAL GUARDIAN LIFE INS GRP	8,263,211	0.25%	94.37%
60	L	449	FINANCIAL HOLDINGS GRP	7,586,140	0.23%	94.60%
61	L	525	PAN AMER LIFE GRP	7,503,893	0.23%	94.83%
62	L	918	JACKSON NATL GRP	7,397,530	0.23%	95.05%
63	L	671	ELEVANCE HLTH INC GRP	6,416,733	0.20%	95.25%

Life Insurance Industry
Life/Health and Fraternal Insurers
2022 Market Share Report - Total Premium
Life Insurance

Colorado

Rank	Business Type	Group/ Company Code	Group/Company Name	Direct Written Premium	Market Share	Cumulative Market Share
64	L	1216	TIAA FAMILY GRP	6,376,687	0.20%	95.45%
65	L	4736	GGC GRP	6,278,922	0.19%	95.64%
66	L	901	CIGNA HLTH GRP	5,765,502	0.18%	95.81%
67	L	4213	WILTON RE GRP	5,688,663	0.17%	95.99%
68	L	3098	TOKIO MARINE HOLDINGS INC GRP	5,544,301	0.17%	96.16%
69	L	513	IOWA FARM BUREAU GRP	5,317,585	0.16%	96.32%
70	L	3527	AMERICAN ENTERPRISE MUT GRP	4,981,455	0.15%	96.47%
71	L	123	SHELTER INS GRP	4,875,536	0.15%	96.62%
72	L	330	AMERICAN FIDELITY CORP GRP	4,817,055	0.15%	96.77%
73	L	68896	SOUTHERN FARM BUREAU LIFE INS CO	4,509,163	0.14%	96.91%
74	L	315	INDUSTRIAL ALLIANCE GRP	4,442,519	0.14%	97.04%
75	L	4553	SAVINGS BANK LIFE GRP	4,238,540	0.13%	97.17%
76	L	57541	MODERN WOODMEN OF AMER	4,167,143	0.13%	97.30%
77	L	244	CINCINNATI FIN GRP	4,145,303	0.13%	97.43%
78	L	65927	LINCOLN HERITAGE LIFE INS CO	4,059,138	0.12%	97.55%
79	L	4941	NATIONAL WESTERN LIFE GRP	3,612,778	0.11%	97.66%
80	L	4862	ASSURITY GRP	3,484,789	0.11%	97.77%
81	L	77879	5 STAR LIFE INS CO	3,273,783	0.10%	97.87%
82	L	370	AFLAC GRP	3,147,860	0.10%	97.96%
83	L	7	FEDERATED MUT GRP	3,063,199	0.09%	98.06%
84	L	64505	HOMESTEADERS LIFE CO	2,869,994	0.09%	98.15%
85	L	63290	FIDELITY LIFE ASSN A LEGAL RESERVE L	2,834,558	0.09%	98.23%
86	L	4734	APOLLO GLOBAL MGMT GRP	2,629,165	0.08%	98.31%
87	L	300	HORACE MANN GRP	2,572,435	0.08%	98.39%
88	L	28	AMICA MUT GRP	2,334,142	0.07%	98.46%
89	L	5021	ONEMAIN HOLDINGS INC GRP	2,322,461	0.07%	98.53%
90	L	367	PHYSICIANS MUT GRP	2,290,530	0.07%	98.60%
91	L	57657	ROYAL NEIGHBORS OF AMER	2,146,006	0.07%	98.67%
92	L	68772	SECURITY MUT LIFE INS CO OF NY	2,115,334	0.06%	98.74%
93	L	626	CHUBB LTD GRP	2,068,828	0.06%	98.80%
94	L	181	SWISS RE GRP	1,819,783	0.06%	98.85%
95	L	280	AUTO OWNERS GRP	1,712,955	0.05%	98.91%
96	L	8	ALLSTATE INS GRP	1,680,779	0.05%	98.96%
97	L	4824	ADVANTAGE CAPITAL GRP	1,544,854	0.05%	99.01%
98	L	535	COLUMBIAN LIFE GRP	1,518,259	0.05%	99.05%
99	L	4712	GPM LIFE GRP	1,445,641	0.04%	99.10%
100	L	4903	CALTON HOLDINGS GRP	1,344,166	0.04%	99.14%
101	L	276	TRUSTMARK MUT HOLDING CO GRP	1,224,845	0.04%	99.17%
102	L	4955	POWELL INS GRP	1,211,445	0.04%	99.21%
103	L	451	FIDELITY SECURITY GRP	1,068,202	0.03%	99.24%
104	L	615	BENEFICIAL LIFE GRP	1,025,219	0.03%	99.28%
105	L	574	AMERCO CORP GRP	1,003,462	0.03%	99.31%
106	L	542	INDIANA FARM BUREAU GRP	1,000,368	0.03%	99.34%
107	L	4752	GREGG E ZAHN GRP	973,265	0.03%	99.37%
108	L	64580	ILLINOIS MUT LIFE INS CO	911,756	0.03%	99.39%
109	L	4947	PROSPERITY LIFE INS GRP	908,721	0.03%	99.42%
110	L	917	HCSC GRP	866,980	0.03%	99.45%
111	L	60542	AMERICAN HOME LIFE INS CO	851,265	0.03%	99.48%
112	L	2878	UNITED HERITAGE MUT GRP	850,689	0.03%	99.50%
113	L	58009	POLICE & FIREMENS INS ASSN	800,588	0.02%	99.53%
114	L	62928	EMC NATL LIFE CO	791,671	0.02%	99.55%
115	L	169	SENTRY INS GRP	779,301	0.02%	99.57%
116	L	4890	SBL HOLDINGS GRP	718,683	0.02%	99.60%
117	L	1	CVS GRP	715,515	0.02%	99.62%
118	L	781	UNION LABOR GRP	670,049	0.02%	99.64%
119	L	60445	SAGICOR LIFE INS CO	599,833	0.02%	99.66%
120	L	581	BOSTON MUT GRP	516,149	0.02%	99.67%
121	L	1117	MANHATTAN LIFE GRP	512,796	0.02%	99.69%
122	L	690	CENTRAL STATES GRP	430,555	0.01%	99.70%
123	L	69310	SURETY LIFE INS CO	386,292	0.01%	99.71%
124	L	344	CHURCH PENSION FUND GRP	383,999	0.01%	99.72%
125	L	56227	KSKJ LIFE	377,464	0.01%	99.74%
			TOTAL	3,267,961,794	100.00%	100.00%

Life Insurance Industry
Life/Health and Fraternal Insurers
2022 Market Share Report - Total Premium
Life Insurance

Connecticut

Rank	Business Type	Group/ Company Code	Group/Company Name	Direct Written Premium	Market Share	Cumulative Market Share
1	L	860	NORTHWESTERN MUT GRP	320,911,160	11.55%	11.55%
2	L	435	MASS MUT LIFE INS GRP	231,487,309	8.33%	19.88%
3	L	826	NEW YORK LIFE GRP	184,162,539	6.63%	26.51%
4	L	304	PRUDENTIAL OF AMER GRP	169,057,019	6.08%	32.59%
5	L	241	METROPOLITAN GRP	150,342,371	5.41%	38.00%
6	L	20	LINCOLN NATL GRP	147,876,228	5.32%	43.32%
7	L	140	NATIONWIDE CORP GRP	104,427,223	3.76%	47.08%
8	L	429	GUARDIAN LIFE GRP	99,344,615	3.58%	50.66%
9	L	904	JOHN HANCOCK GRP	82,752,373	2.98%	53.63%
10	L	709	PACIFIC LIFE GRP	74,024,080	2.66%	56.30%
11	L	869	MINNESOTA MUT GRP	68,434,184	2.46%	58.76%
12	L	850	PENN MUT GRP	63,940,042	2.30%	61.06%
13	L	4932	BRIGHTHOUSE HOLDINGS GRP	57,834,960	2.08%	63.14%
14	L	91	HARTFORD FIRE & CAS GRP	51,341,364	1.85%	64.99%
15	L	468	AEGON US HOLDING GRP	48,125,100	1.73%	66.72%
16	L	4965	EQUITABLE HOLDINGS INC GRP	44,161,866	1.59%	68.31%
17	L	12	AMERICAN INTL GRP	43,355,845	1.56%	69.87%
18	L	261	MUTUAL OF OMAHA GRP	36,976,113	1.33%	71.20%
19	L	4832	VOYA FINANCIAL GRP	33,463,914	1.20%	72.41%
20	L	458	DAI-ICHI LIFE HOLDINGS INC GRP	33,047,322	1.19%	73.60%
21	L	431	SAMMONS ENTERPRISES GRP	32,176,379	1.16%	74.75%
22	L	332	PRINCIPAL FIN GRP	31,903,191	1.15%	75.90%
23	L	4750	PRIMERICA GRP	30,329,022	1.09%	76.99%
24	L	872	BANNER LIFE GRP	27,929,384	1.01%	78.00%
25	L	634	NATIONAL LIFE GRP	27,407,099	0.99%	78.99%
26	L	943	AMERITAS MUT HOLDING GRP	26,824,653	0.97%	79.95%
27	L	4011	GENWORTH FIN GRP	24,643,228	0.89%	80.84%
28	L	917	HCSC GRP	24,246,102	0.87%	81.71%
29	L	176	STATE FARM GRP	23,969,271	0.86%	82.57%
30	L	290	GLOBE LIFE INC GRP	22,677,115	0.82%	83.39%
31	L	4	AMERIPRISE FIN GRP	20,478,555	0.74%	84.13%
32	L	761	ALLIANZ INS GRP	17,738,969	0.64%	84.76%
33	L	836	WEST SOUTHERN GRP	17,662,404	0.64%	85.40%
34	L	565	UNUM GRP	17,079,429	0.61%	86.01%
35	L	1348	MEIJI YASUDA LIFE INS GRP	15,610,935	0.56%	86.58%
36	L	4992	RESOLUTION LIFE US HOLDINGS GRP	14,924,500	0.54%	87.11%
37	L	671	ELEVANCE HLTH INC GRP	14,377,107	0.52%	87.63%
38	L	3098	TOKIO MARINE HOLDINGS INC GRP	14,248,266	0.51%	88.14%
39	L	4925	KUVARE GRP	13,920,239	0.50%	88.64%
40	L	306	TRUSTAGE GRP	13,825,006	0.50%	89.14%
41	L	233	CNO FINANCIAL GRP	13,752,911	0.49%	89.64%
42	L	4926	TALCOTT HOLDINGS GRP	13,734,181	0.49%	90.13%
43	L	200	UNITED SERV AUTOMOBILE ASSN GRP	13,583,905	0.49%	90.62%
44	L	212	ZURICH INS GRP	13,349,064	0.48%	91.10%
45	L	549	SUN LIFE FINANCIAL INC GRP	13,251,514	0.48%	91.58%
46	L	4853	AAA LIFE GRP	12,199,801	0.44%	92.02%
47	L	58033	KNIGHTS OF COLUMBUS	10,764,299	0.39%	92.40%
48	L	4855	SUMITOMO LIFE INS GRP	10,710,992	0.39%	92.79%
49	L	5014	EVERLAKE HOLDINGS GRP	10,311,742	0.37%	93.16%
50	L	619	ONEAMERICA FIN PARTNERS GRP	9,885,531	0.36%	93.52%
51	L	4736	GGC GRP	9,783,222	0.35%	93.87%
52	L	1216	TIAA FAMILY GRP	9,271,498	0.33%	94.20%
53	L	3891	GLOBAL ATLANTIC GRP	9,241,494	0.33%	94.53%
54	L	704	CONSTELLATION INS HOLDINGS GRP	9,017,889	0.32%	94.86%
55	L	901	CIGNA HLTH GRP	8,976,956	0.32%	95.18%
56	L	58068	INDEPENDENT ORDER OF FORESTERS US BR	8,949,800	0.32%	95.50%
57	L	28	AMICA MUT GRP	8,804,736	0.32%	95.82%
58	L	449	FINANCIAL HOLDINGS GRP	8,626,375	0.31%	96.13%
59	L	65927	LINCOLN HERITAGE LIFE INS CO	6,743,814	0.24%	96.37%
60	L	56014	THRIVENT FINANCIAL FOR LUTHERANS	6,720,484	0.24%	96.62%
61	L	918	JACKSON NATL GRP	6,509,710	0.23%	96.85%
62	L	68772	SECURITY MUT LIFE INS CO OF NY	6,070,977	0.22%	97.07%
63	L	408	BROOKFIELD ASSET MGMT REINS PARTNERS	5,607,641	0.20%	97.27%

Life Insurance Industry
Life/Health and Fraternal Insurers
2022 Market Share Report - Total Premium
Life Insurance

Connecticut

Rank	Business Type	Group/ Company Code	Group/Company Name	Direct Written Premium	Market Share	Cumulative Market Share
64	L	670	FIDELITY NATL FIN INC GRP	4,669,621	0.17%	97.44%
65	L	581	BOSTON MUT GRP	4,363,423	0.16%	97.60%
66	L	64505	HOMESTEADERS LIFE CO	4,008,981	0.14%	97.74%
67	L	4553	SAVINGS BANK LIFE GRP	3,994,887	0.14%	97.88%
68	L	535	COLUMBIAN LIFE GRP	3,922,775	0.14%	98.02%
69	L	4213	WILTON RE GRP	3,882,656	0.14%	98.16%
70	L	370	AFLAC GRP	3,332,277	0.12%	98.28%
71	L	769	GREAT WEST GRP	3,124,594	0.11%	98.40%
72	L	525	PAN AMER LIFE GRP	2,813,420	0.10%	98.50%
73	L	1	CVS GRP	2,572,634	0.09%	98.59%
74	L	7	FEDERATED MUT GRP	2,520,864	0.09%	98.68%
75	L	367	PHYSICIANS MUT GRP	2,475,017	0.09%	98.77%
76	L	315	INDUSTRIAL ALLIANCE GRP	2,300,259	0.08%	98.85%
77	L	63290	FIDELITY LIFE ASSN A LEGAL RESERVE L	2,206,353	0.08%	98.93%
78	L	300	HORACE MANN GRP	1,849,785	0.07%	99.00%
79	L	626	CHUBB LTD GRP	1,809,707	0.07%	99.06%
80	L	1211	NATIONAL GUARDIAN LIFE INS GRP	1,782,875	0.06%	99.13%
81	L	4794	GROUP 1001 INS HOLDINGS GRP	1,719,642	0.06%	99.19%
82	L	244	CINCINNATI FIN GRP	1,644,401	0.06%	99.25%
83	L	707	UNITEDHEALTH GRP	1,562,076	0.06%	99.31%
84	L	781	UNION LABOR GRP	1,430,310	0.05%	99.36%
85	L	181	SWISS RE GRP	1,329,316	0.05%	99.40%
86	L	4903	CALTON HOLDINGS GRP	1,156,288	0.04%	99.45%
87	L	276	TRUSTMARK MUT HOLDING CO GRP	1,070,587	0.04%	99.48%
88	L	4734	APOLLO GLOBAL MGMT GRP	1,030,988	0.04%	99.52%
89	L	4862	ASSURITY GRP	728,637	0.03%	99.55%
90	L	77879	5 STAR LIFE INS CO	713,312	0.03%	99.57%
91	L	801	DIRECTORS INVESTMENT GRP	678,784	0.02%	99.60%
92	L	542	INDIANA FARM BUREAU GRP	564,420	0.02%	99.62%
93	L	169	SENTRY INS GRP	554,525	0.02%	99.64%
94	L	588	KANSAS CITY LIFE INS GRP	543,166	0.02%	99.66%
95	L	4941	NATIONAL WESTERN LIFE GRP	524,056	0.02%	99.68%
96	L	344	CHURCH PENSION FUND GRP	511,497	0.02%	99.70%
97	L	8	ALLSTATE INS GRP	510,133	0.02%	99.71%
98	L	1117	MANHATTAN LIFE GRP	495,108	0.02%	99.73%
99	L	58009	POLICE & FIREMENS INS ASSN	483,456	0.02%	99.75%
100	L	451	FIDELITY SECURITY GRP	475,875	0.02%	99.77%
101	L	57657	ROYAL NEIGHBORS OF AMER	412,604	0.01%	99.78%
102	L	64580	ILLINOIS MUT LIFE INS CO	364,571	0.01%	99.79%
103	L	4890	SBL HOLDINGS GRP	346,258	0.01%	99.81%
104	L	57541	MODERN WOODMEN OF AMER	340,453	0.01%	99.82%
105	L	4712	GPM LIFE GRP	306,589	0.01%	99.83%
106	L	574	AMERCO CORP GRP	277,903	0.01%	99.84%
107	L	69310	SURETY LIFE INS CO	259,519	0.01%	99.85%
108	L	687	GUARANTEE TRUST GRP	255,096	0.01%	99.86%
109	L	330	AMERICAN FIDELITY CORP GRP	242,247	0.01%	99.87%
110	L	61212	BALTIMORE LIFE INS CO	207,266	0.01%	99.87%
111	L	981	FIDELITY INVESTMENT INS & ANN GRP	205,892	0.01%	99.88%
112	L	93777	REVOL ONE INS CO	193,753	0.01%	99.89%
113	L	62928	EMC NATL LIFE CO	176,997	0.01%	99.90%
114	L	477	RENAISSANCE HLTH SERV CORP GRP	166,677	0.01%	99.90%
115	L	57320	WOODMEN WORLD LIFE INS SOC	163,015	0.01%	99.91%
116	L	56227	KSKJ LIFE	156,705	0.01%	99.91%
117	L	57142	SONS OF NORWAY	149,553	0.01%	99.92%
118	L	57622	POLISH NATL ALLIANCE US OF NA	146,995	0.01%	99.92%
119	L	3527	AMERICAN ENTERPRISE MUT GRP	140,776	0.01%	99.93%
120	L	3436	LIBERTY LIFE GRP TRUST GRP	125,385	- %	99.93%
121	L	56693	GCU	119,755	- %	99.94%
122	L	50	COUNTRY INS & FIN SERV GRP	105,865	- %	99.94%
123	L	1295	CENTENE CORP GRP	100,525	- %	99.94%
124	L	473	AMERICAN FAMILY INS GRP	98,547	- %	99.95%
125	L	58181	SUPREME COUNCIL THE ROYAL ARCANUM	92,993	- %	99.95%
			TOTAL	2,778,758,526	100.00%	100.00%

Life Insurance Industry
Life/Health and Fraternal Insurers
2022 Market Share Report - Total Premium
Life Insurance

Delaware

Rank	Business Type	Group/ Company Code	Group/Company Name	Direct Written Premium	Market Share	Cumulative Market Share
1	L	140	NATIONWIDE CORP GRP	525,804,981	24.94%	24.94%
2	L	904	JOHN HANCOCK GRP	188,487,939	8.94%	33.88%
3	L	20	LINCOLN NATL GRP	126,735,272	6.01%	39.90%
4	L	304	PRUDENTIAL OF AMER GRP	113,587,982	5.39%	45.29%
5	L	709	PACIFIC LIFE GRP	108,574,383	5.15%	50.44%
6	L	14679	CROWN GLOBAL INS CO OF AMER	87,512,038	4.15%	54.59%
7	L	4855	SUMITOMO LIFE INS GRP	84,082,447	3.99%	58.58%
8	L	91	HARTFORD FIRE & CAS GRP	82,080,583	3.89%	62.47%
9	L	241	METROPOLITAN GRP	78,649,549	3.73%	66.20%
10	L	458	DAI-ICHI LIFE HOLDINGS INC GRP	57,351,824	2.72%	68.92%
11	L	869	MINNESOTA MUT GRP	50,294,484	2.39%	71.31%
12	L	850	PENN MUT GRP	45,739,369	2.17%	73.48%
13	L	431	SAMMONS ENTERPRISES GRP	43,006,033	2.04%	75.52%
14	L	435	MASS MUT LIFE INS GRP	40,959,488	1.94%	77.46%
15	L	826	NEW YORK LIFE GRP	37,679,424	1.79%	79.25%
16	L	4965	EQUITABLE HOLDINGS INC GRP	30,640,641	1.45%	80.70%
17	L	4844	LIA HOLDINGS GRP	27,689,068	1.31%	82.01%
18	L	176	STATE FARM GRP	23,173,502	1.10%	83.11%
19	L	468	AEGON US HOLDING GRP	20,038,384	0.95%	84.06%
20	L	12	AMERICAN INTL GRP	19,285,927	0.91%	84.98%
21	L	4932	BRIGHTHOUSE HOLDINGS GRP	19,087,368	0.91%	85.88%
22	L	860	NORTHWESTERN MUT GRP	18,118,474	0.86%	86.74%
23	L	549	SUN LIFE FINANCIAL INC GRP	18,051,646	0.86%	87.60%
24	L	332	PRINCIPAL FIN GRP	17,644,233	0.84%	88.44%
25	L	429	GUARDIAN LIFE GRP	16,486,471	0.78%	89.22%
26	L	4736	GGC GRP	15,791,547	0.75%	89.97%
27	L	261	MUTUAL OF OMAHA GRP	12,241,618	0.58%	90.55%
28	L	769	GREAT WEST GRP	10,215,016	0.48%	91.03%
29	L	634	NATIONAL LIFE GRP	9,323,757	0.44%	91.48%
30	L	565	UNUM GRP	8,886,099	0.42%	91.90%
31	L	3891	GLOBAL ATLANTIC GRP	8,641,357	0.41%	92.31%
32	L	4750	PRIMERICA GRP	8,484,002	0.40%	92.71%
33	L	290	GLOBE LIFE INC GRP	8,399,762	0.40%	93.11%
34	L	4832	VOYA FINANCIAL GRP	8,147,345	0.39%	93.50%
35	L	408	BROOKFIELD ASSET MGMT REINS PARTNERS	5,481,668	0.26%	93.76%
36	L	4	AMERIPRISE FIN GRP	5,398,004	0.26%	94.01%
37	L	3098	TOKIO MARINE HOLDINGS INC GRP	5,329,973	0.25%	94.26%
38	L	233	CNO FINANCIAL GRP	5,209,913	0.25%	94.51%
39	L	836	WEST SOUTHERN GRP	5,124,763	0.24%	94.75%
40	L	306	TRUSTAGE GRP	4,984,535	0.24%	94.99%
41	L	4011	GENWORTH FIN GRP	4,710,361	0.22%	95.21%
42	L	4925	KUVARE GRP	4,606,770	0.22%	95.43%
43	L	943	AMERITAS MUT HOLDING GRP	4,463,462	0.21%	95.64%
44	L	872	BANNER LIFE GRP	4,455,727	0.21%	95.86%
45	L	200	UNITED SERV AUTOMOBILE ASSN GRP	4,251,457	0.20%	96.06%
46	L	212	ZURICH INS GRP	4,247,578	0.20%	96.26%
47	L	1216	TIAA FAMILY GRP	3,920,365	0.19%	96.45%
48	L	1211	NATIONAL GUARDIAN LIFE INS GRP	3,800,161	0.18%	96.63%
49	L	4853	AAA LIFE GRP	3,697,217	0.18%	96.80%
50	L	4926	TALCOTT HOLDINGS GRP	3,384,315	0.16%	96.96%
51	L	535	COLUMBIAN LIFE GRP	3,381,737	0.16%	97.12%
52	L	761	ALLIANZ INS GRP	3,011,523	0.14%	97.26%
53	L	704	CONSTELLATION INS HOLDINGS GRP	2,881,078	0.14%	97.40%
54	L	917	HCSC GRP	2,859,948	0.14%	97.54%
55	L	65927	LINCOLN HERITAGE LIFE INS CO	2,353,337	0.11%	97.65%
56	L	58068	INDEPENDENT ORDER OF FORESTERS US BR	2,222,463	0.11%	97.75%
57	L	1348	MEIJI YASUDA LIFE INS GRP	2,216,382	0.11%	97.86%
58	L	58033	KNIGHTS OF COLUMBUS	2,126,460	0.10%	97.96%
59	L	5014	EVERLAKE HOLDINGS GRP	2,066,438	0.10%	98.06%
60	L	449	FINANCIAL HOLDINGS GRP	1,817,237	0.09%	98.14%
61	L	619	ONEAMERICA FIN PARTNERS GRP	1,790,763	0.08%	98.23%
62	L	56014	THRIVENT FINANCIAL FOR LUTHERANS	1,773,576	0.08%	98.31%
63	L	901	CIGNA HLTH GRP	1,723,790	0.08%	98.40%

Life Insurance Industry
Life/Health and Fraternal Insurers
2022 Market Share Report - Total Premium
Life Insurance

Delaware

Rank	Business Type	Group/ Company Code	Group/Company Name	Direct Written Premium	Market Share	Cumulative Market Share
64	L	215	KEMPER CORP GRP	1,661,385	0.08%	98.47%
65	L	670	FIDELITY NATL FIN INC GRP	1,601,208	0.08%	98.55%
66	L	370	AFLAC GRP	1,566,150	0.07%	98.62%
67	L	315	INDUSTRIAL ALLIANCE GRP	1,507,982	0.07%	98.70%
68	L	4794	GROUP 1001 INS HOLDINGS GRP	1,394,271	0.07%	98.76%
69	L	4903	CALTON HOLDINGS GRP	1,386,496	0.07%	98.83%
70	L	4992	RESOLUTION LIFE US HOLDINGS GRP	1,349,286	0.06%	98.89%
71	L	918	JACKSON NATL GRP	1,214,430	0.06%	98.95%
72	L	4213	WILTON RE GRP	1,145,482	0.05%	99.00%
73	L	4941	NATIONAL WESTERN LIFE GRP	1,066,186	0.05%	99.05%
74	L	61212	BALTIMORE LIFE INS CO	1,013,806	0.05%	99.10%
75	L	367	PHYSICIANS MUT GRP	949,194	0.05%	99.15%
76	L	4947	PROSPERITY LIFE INS GRP	942,611	0.04%	99.19%
77	L	4712	GPM LIFE GRP	901,425	0.04%	99.23%
78	L	68772	SECURITY MUT LIFE INS CO OF NY	844,935	0.04%	99.27%
79	L	244	CINCINNATI FIN GRP	812,772	0.04%	99.31%
80	L	300	HORACE MANN GRP	812,395	0.04%	99.35%
81	L	63290	FIDELITY LIFE ASSN A LEGAL RESERVE L	799,403	0.04%	99.39%
82	L	4553	SAVINGS BANK LIFE GRP	700,096	0.03%	99.42%
83	L	3436	LIBERTY LIFE GRP TRUST GRP	682,183	0.03%	99.46%
84	L	7	FEDERATED MUT GRP	643,539	0.03%	99.49%
85	L	707	UNITEDHEALTH GRP	599,885	0.03%	99.51%
86	L	4955	POWELL INS GRP	571,411	0.03%	99.54%
87	L	64505	HOMESTEADERS LIFE CO	552,013	0.03%	99.57%
88	L	3527	AMERICAN ENTERPRISE MUT GRP	550,973	0.03%	99.59%
89	L	181	SWISS RE GRP	518,848	0.02%	99.62%
90	L	4734	APOLLO GLOBAL MGMT GRP	489,837	0.02%	99.64%
91	L	213	ERIE INS GRP	458,759	0.02%	99.66%
92	L	626	CHUBB LTD GRP	456,368	0.02%	99.69%
93	L	588	KANSAS CITY LIFE INS GRP	420,463	0.02%	99.71%
94	L	8	ALLSTATE INS GRP	391,521	0.02%	99.72%
95	L	77879	5 STAR LIFE INS CO	384,267	0.02%	99.74%
96	L	57657	ROYAL NEIGHBORS OF AMER	330,993	0.02%	99.76%
97	L	525	PAN AMER LIFE GRP	323,814	0.02%	99.77%
98	L	28	AMICA MUT GRP	302,242	0.01%	99.79%
99	L	581	BOSTON MUT GRP	282,573	0.01%	99.80%
100	L	4862	ASSURITY GRP	261,609	0.01%	99.81%
101	L	5021	ONEMAIN HOLDINGS INC GRP	254,622	0.01%	99.83%
102	L	4718	TIPTREE FIN GRP	243,130	0.01%	99.84%
103	L	542	INDIANA FARM BUREAU GRP	234,570	0.01%	99.85%
104	L	58009	POLICE & FIREMENS INS ASSN	218,347	0.01%	99.86%
105	L	276	TRUSTMARK MUT HOLDING CO GRP	194,929	0.01%	99.87%
106	L	4890	SBL HOLDINGS GRP	192,245	0.01%	99.88%
107	L	1	CVS GRP	170,021	0.01%	99.88%
108	L	67180	OHIO STATE LIFE INS CO	151,115	0.01%	99.89%
109	L	781	UNION LABOR GRP	138,914	0.01%	99.90%
110	L	574	AMERCO CORP GRP	130,891	0.01%	99.90%
111	L	344	CHURCH PENSION FUND GRP	127,640	0.01%	99.91%
112	L	2858	HOMESHIELD CAPITAL GRP	117,956	0.01%	99.92%
113	L	687	GUARANTEE TRUST GRP	116,436	0.01%	99.92%
114	L	451	FIDELITY SECURITY GRP	114,195	0.01%	99.93%
115	L	60216	AMALGAMATED LIFE INS CO	111,869	0.01%	99.93%
116	L	61921	CITIZENS SECURITY LIFE INS CO	74,767	- %	99.94%
117	L	60445	SAGICOR LIFE INS CO	71,723	- %	99.94%
118	L	330	AMERICAN FIDELITY CORP GRP	70,322	- %	99.94%
119	L	57320	WOODMEN WORLD LIFE INS SOC	61,007	- %	99.95%
120	L	1117	MANHATTAN LIFE GRP	60,787	- %	99.95%
121	L	64580	ILLINOIS MUT LIFE INS CO	56,480	- %	99.95%
122	L	876	ARKANSAS BCBS GRP	51,771	- %	99.95%
123	L	473	AMERICAN FAMILY INS GRP	46,970	- %	99.96%
124	L	93777	REVOL ONE INS CO	46,752	- %	99.96%
125	L	63819	UNITY FINANCIAL LIFE INS CO	45,936	- %	99.96%
			TOTAL	2,108,014,465	100.00%	100.00%

Life Insurance Industry
Life/Health and Fraternal Insurers
2022 Market Share Report - Total Premium
Life Insurance

District Of Columbia

Rank	Business Type	Group/ Company Code	Group/Company Name	Direct Written Premium	Market Share	Cumulative Market Share
1	L	435	MASS MUT LIFE INS GRP	76,396,454	14.73%	14.73%
2	L	304	PRUDENTIAL OF AMER GRP	37,070,921	7.15%	21.88%
3	L	860	NORTHWESTERN MUT GRP	35,486,368	6.84%	28.72%
4	L	20	LINCOLN NATL GRP	31,606,901	6.09%	34.81%
5	L	241	METROPOLITAN GRP	27,852,748	5.37%	40.18%
6	L	826	NEW YORK LIFE GRP	24,445,063	4.71%	44.90%
7	L	91	HARTFORD FIRE & CAS GRP	22,246,234	4.29%	49.19%
8	L	1348	MEIJI YASUDA LIFE INS GRP	20,629,007	3.98%	53.16%
9	L	565	UNUM GRP	15,865,270	3.06%	56.22%
10	L	429	GUARDIAN LIFE GRP	14,343,800	2.77%	58.99%
11	L	850	PENN MUT GRP	12,748,260	2.46%	61.45%
12	L	904	JOHN HANCOCK GRP	11,730,516	2.26%	63.71%
13	L	634	NATIONAL LIFE GRP	11,522,662	2.22%	65.93%
14	L	709	PACIFIC LIFE GRP	10,458,249	2.02%	67.95%
15	L	261	MUTUAL OF OMAHA GRP	9,951,633	1.92%	69.86%
16	L	468	AEGON US HOLDING GRP	8,942,708	1.72%	71.59%
17	L	4832	VOYA FINANCIAL GRP	8,442,195	1.63%	73.22%
18	L	869	MINNESOTA MUT GRP	7,898,608	1.52%	74.74%
19	L	290	GLOBE LIFE INC GRP	6,470,812	1.25%	75.99%
20	L	4965	EQUITABLE HOLDINGS INC GRP	6,386,249	1.23%	77.22%
21	L	332	PRINCIPAL FIN GRP	6,368,560	1.23%	78.45%
22	L	176	STATE FARM GRP	6,254,039	1.21%	79.65%
23	L	12	AMERICAN INTL GRP	6,178,432	1.19%	80.84%
24	L	140	NATIONWIDE CORP GRP	5,581,975	1.08%	81.92%
25	L	4932	BRIGHTHOUSE HOLDINGS GRP	4,675,770	0.90%	82.82%
26	L	4750	PRIMERICA GRP	4,662,026	0.90%	83.72%
27	L	836	WEST SOUTHERN GRP	4,125,067	0.80%	84.51%
28	L	458	DAI-ICHI LIFE HOLDINGS INC GRP	4,114,161	0.79%	85.31%
29	L	306	TRUSTAGE GRP	4,043,218	0.78%	86.09%
30	L	200	UNITED SERV AUTOMOBILE ASSN GRP	3,979,322	0.77%	86.85%
31	L	431	SAMMONS ENTERPRISES GRP	3,288,460	0.63%	87.49%
32	L	233	CNO FINANCIAL GRP	3,260,044	0.63%	88.12%
33	L	549	SUN LIFE FINANCIAL INC GRP	3,239,513	0.62%	88.74%
34	L	4	AMERIPRISE FIN GRP	3,013,600	0.58%	89.32%
35	L	872	BANNER LIFE GRP	2,995,294	0.58%	89.90%
36	L	1216	TIAA FAMILY GRP	2,267,820	0.44%	90.34%
37	L	65927	LINCOLN HERITAGE LIFE INS CO	2,150,892	0.41%	90.75%
38	L	4011	GENWORTH FIN GRP	2,045,676	0.39%	91.15%
39	L	3098	TOKIO MARINE HOLDINGS INC GRP	1,963,196	0.38%	91.53%
40	L	4855	SUMITOMO LIFE INS GRP	1,954,423	0.38%	91.90%
41	L	215	KEMPER CORP GRP	1,938,684	0.37%	92.28%
42	L	761	ALLIANZ INS GRP	1,851,726	0.36%	92.63%
43	L	408	BROOKFIELD ASSET MGMT REINS PARTNERS	1,849,251	0.36%	92.99%
44	L	4926	TALCOTT HOLDINGS GRP	1,741,850	0.34%	93.33%
45	L	212	ZURICH INS GRP	1,737,537	0.34%	93.66%
46	L	781	UNION LABOR GRP	1,537,259	0.30%	93.96%
47	L	58068	INDEPENDENT ORDER OF FORESTERS US BR	1,434,896	0.28%	94.23%
48	L	943	AMERITAS MUT HOLDING GRP	1,322,379	0.25%	94.49%
49	L	619	ONEAMERICA FIN PARTNERS GRP	1,289,777	0.25%	94.74%
50	L	315	INDUSTRIAL ALLIANCE GRP	1,284,475	0.25%	94.98%
51	L	704	CONSTELLATION INS HOLDINGS GRP	1,271,039	0.25%	95.23%
52	L	4853	AAA LIFE GRP	1,192,723	0.23%	95.46%
53	L	4925	KUVARE GRP	1,064,708	0.21%	95.67%
54	L	535	COLUMBIAN LIFE GRP	973,137	0.19%	95.85%
55	L	56456	UNITED STATES LETTER CARRIERS MUT BE	881,106	0.17%	96.02%
56	L	5014	EVERLAKE HOLDINGS GRP	863,841	0.17%	96.19%
57	L	68772	SECURITY MUT LIFE INS CO OF NY	802,467	0.15%	96.34%
58	L	581	BOSTON MUT GRP	752,074	0.15%	96.49%
59	L	449	FINANCIAL HOLDINGS GRP	673,949	0.13%	96.62%
60	L	901	CIGNA HLTH GRP	667,898	0.13%	96.75%
61	L	4992	RESOLUTION LIFE US HOLDINGS GRP	661,621	0.13%	96.88%
62	L	367	PHYSICIANS MUT GRP	649,449	0.13%	97.00%
63	L	4955	POWELL INS GRP	645,897	0.12%	97.13%

Life Insurance Industry
Life/Health and Fraternal Insurers
2022 Market Share Report - Total Premium
Life Insurance

District Of Columbia

Rank	Business Type	Group/ Company Code	Group/Company Name	Direct Written Premium	Market Share	Cumulative Market Share
64	L	213	ERIE INS GRP	643,253	0.12%	97.25%
65	L	58033	KNIGHTS OF COLUMBUS	615,097	0.12%	97.37%
66	L	3891	GLOBAL ATLANTIC GRP	590,582	0.11%	97.48%
67	L	4213	WILTON RE GRP	585,346	0.11%	97.59%
68	L	707	UNITEDHEALTH GRP	570,336	0.11%	97.70%
69	L	4736	GGC GRP	569,877	0.11%	97.81%
70	L	588	KANSAS CITY LIFE INS GRP	539,336	0.10%	97.92%
71	L	1	CVS GRP	533,988	0.10%	98.02%
72	L	769	GREAT WEST GRP	524,129	0.10%	98.12%
73	L	918	JACKSON NATL GRP	510,619	0.10%	98.22%
74	L	1211	NATIONAL GUARDIAN LIFE INS GRP	494,543	0.10%	98.32%
75	L	61212	BALTIMORE LIFE INS CO	480,305	0.09%	98.41%
76	L	56014	THRIVENT FINANCIAL FOR LUTHERANS	474,188	0.09%	98.50%
77	L	670	FIDELITY NATL FIN INC GRP	436,330	0.08%	98.58%
78	L	4553	SAVINGS BANK LIFE GRP	390,045	0.08%	98.66%
79	L	28	AMICA MUT GRP	376,985	0.07%	98.73%
80	L	671	ELEVANCE HLTH INC GRP	359,098	0.07%	98.80%
81	L	525	PAN AMER LIFE GRP	350,205	0.07%	98.87%
82	L	63290	FIDELITY LIFE ASSN A LEGAL RESERVE L	348,161	0.07%	98.94%
83	L	370	AFLAC GRP	311,087	0.06%	99.00%
84	L	57657	ROYAL NEIGHBORS OF AMER	299,738	0.06%	99.05%
85	L	626	CHUBB LTD GRP	291,328	0.06%	99.11%
86	L	244	CINCINNATI FIN GRP	279,922	0.05%	99.16%
87	L	181	SWISS RE GRP	271,578	0.05%	99.22%
88	L	4712	GPM LIFE GRP	268,859	0.05%	99.27%
89	L	8	ALLSTATE INS GRP	262,018	0.05%	99.32%
90	L	77879	5 STAR LIFE INS CO	248,236	0.05%	99.37%
91	L	4947	PROSPERITY LIFE INS GRP	232,223	0.04%	99.41%
92	L	276	TRUSTMARK MUT HOLDING CO GRP	220,036	0.04%	99.45%
93	L	4862	ASSURITY GRP	208,700	0.04%	99.49%
94	L	4734	APOLLO GLOBAL MGMT GRP	197,609	0.04%	99.53%
95	L	917	HSCS GRP	194,224	0.04%	99.57%
96	L	451	FIDELITY SECURITY GRP	177,377	0.03%	99.60%
97	L	542	INDIANA FARM BUREAU GRP	164,265	0.03%	99.64%
98	L	4941	NATIONAL WESTERN LIFE GRP	142,327	0.03%	99.66%
99	L	3436	LIBERTY LIFE GRP TRUST GRP	140,820	0.03%	99.69%
100	L	67180	OHIO STATE LIFE INS CO	123,122	0.02%	99.71%
101	L	344	CHURCH PENSION FUND GRP	94,551	0.02%	99.73%
102	L	60445	SAGICOR LIFE INS CO	81,716	0.02%	99.75%
103	L	574	AMERCO CORP GRP	71,970	0.01%	99.76%
104	L	69310	SURETY LIFE INS CO	66,498	0.01%	99.77%
105	L	60216	AMALGAMATED LIFE INS CO	62,586	0.01%	99.79%
106	L	4903	CALTON HOLDINGS GRP	59,056	0.01%	99.80%
107	L	687	GUARANTEE TRUST GRP	57,189	0.01%	99.81%
108	L	88668	MUTUAL OF AMER LIFE INS CO	55,906	0.01%	99.82%
109	L	57320	WOODMEN WORLD LIFE INS SOC	54,062	0.01%	99.83%
110	L	64505	HOMESTEADERS LIFE CO	53,769	0.01%	99.84%
111	L	4890	SBL HOLDINGS GRP	47,071	0.01%	99.85%
112	L	981	FIDELITY INVESTMENT INS & ANN GRP	46,094	0.01%	99.86%
113	L	57142	SONS OF NORWAY	39,637	0.01%	99.87%
114	L	3527	AMERICAN ENTERPRISE MUT GRP	36,914	0.01%	99.87%
115	L	150	OLD REPUBLIC GRP	34,344	0.01%	99.88%
116	L	56227	KSKJ LIFE	31,478	0.01%	99.89%
117	L	300	HORACE MANN GRP	31,082	0.01%	99.89%
118	L	730	MEDICAL MUT OF OH GRP	29,212	0.01%	99.90%
119	L	61921	CITIZENS SECURITY LIFE INS CO	27,519	0.01%	99.90%
120	L	50	COUNTRY INS & FIN SERV GRP	25,794	- %	99.91%
121	L	57487	CATHOLIC ORDER OF FORESTERS	25,334	- %	99.91%
122	L	350	GENERAL ELECTRIC GRP	24,984	- %	99.92%
123	L	64580	ILLINOIS MUT LIFE INS CO	24,255	- %	99.92%
124	L	63819	UNITY FINANCIAL LIFE INS CO	24,104	- %	99.93%
125	L	93777	REVOL ONE INS CO	23,600	- %	99.93%
			TOTAL	518,654,687	100.00%	100.00%

Life Insurance Industry
Life/Health and Fraternal Insurers
2022 Market Share Report - Total Premium
Life Insurance

Florida

Rank	Business Type	Group/ Company Code	Group/Company Name	Direct Written Premium	Market Share	Cumulative Market Share
1	L	860	NORTHWESTERN MUT GRP	1,007,202,163	8.10%	8.10%
2	L	826	NEW YORK LIFE GRP	704,889,895	5.67%	13.76%
3	L	435	MASS MUT LIFE INS GRP	689,924,956	5.55%	19.31%
4	L	20	LINCOLN NATL GRP	581,538,884	4.67%	23.98%
5	L	304	PRUDENTIAL OF AMER GRP	575,706,379	4.63%	28.61%
6	L	241	METROPOLITAN GRP	530,880,693	4.27%	32.87%
7	L	904	JOHN HANCOCK GRP	494,364,309	3.97%	36.85%
8	L	468	AEGON US HOLDING GRP	437,903,155	3.52%	40.37%
9	L	429	GUARDIAN LIFE GRP	390,084,554	3.14%	43.50%
10	L	709	PACIFIC LIFE GRP	385,852,318	3.10%	46.60%
11	L	140	NATIONWIDE CORP GRP	377,738,980	3.04%	49.64%
12	L	176	STATE FARM GRP	300,268,697	2.41%	52.05%
13	L	869	MINNESOTA MUT GRP	299,673,148	2.41%	54.46%
14	L	431	SAMMONS ENTERPRISES GRP	289,495,542	2.33%	56.79%
15	L	12	AMERICAN INTL GRP	262,798,959	2.11%	58.90%
16	L	261	MUTUAL OF OMAHA GRP	241,383,899	1.94%	60.84%
17	L	4750	PRIMERICA GRP	235,230,941	1.89%	62.73%
18	L	4965	EQUITABLE HOLDINGS INC GRP	226,670,508	1.82%	64.55%
19	L	634	NATIONAL LIFE GRP	226,162,189	1.82%	66.37%
20	L	290	GLOBE LIFE INC GRP	196,443,913	1.58%	67.95%
21	L	850	PENN MUT GRP	188,043,092	1.51%	69.46%
22	L	458	DAI-ICHI LIFE HOLDINGS INC GRP	181,836,248	1.46%	70.92%
23	L	4932	BRIGHTHOUSE HOLDINGS GRP	167,153,508	1.34%	72.27%
24	L	332	PRINCIPAL FIN GRP	162,475,040	1.31%	73.57%
25	L	306	TRUSTAGE GRP	138,519,458	1.11%	74.68%
26	L	761	ALLIANZ INS GRP	133,416,703	1.07%	75.76%
27	L	565	UNUM GRP	122,955,652	0.99%	76.75%
28	L	212	ZURICH INS GRP	112,045,374	0.90%	77.65%
29	L	836	WEST SOUTHERN GRP	108,414,960	0.87%	78.52%
30	L	872	BANNER LIFE GRP	95,444,565	0.77%	79.28%
31	L	1348	MEIJI YASUDA LIFE INS GRP	92,010,853	0.74%	80.02%
32	L	91	HARTFORD FIRE & CAS GRP	90,210,207	0.73%	80.75%
33	L	4925	KUVARE GRP	89,180,803	0.72%	81.47%
34	L	200	UNITED SERV AUTOMOBILE ASSN GRP	84,982,366	0.68%	82.15%
35	L	4832	VOYA FINANCIAL GRP	84,673,845	0.68%	82.83%
36	L	704	CONSTELLATION INS HOLDINGS GRP	80,842,046	0.65%	83.48%
37	L	4011	GENWORTH FIN GRP	79,398,016	0.64%	84.12%
38	L	233	CNO FINANCIAL GRP	75,933,539	0.61%	84.73%
39	L	619	ONEAMERICA FIN PARTNERS GRP	72,684,847	0.58%	85.31%
40	L	943	AMERITAS MUT HOLDING GRP	71,110,070	0.57%	85.88%
41	L	65927	LINCOLN HERITAGE LIFE INS CO	70,793,315	0.57%	86.45%
42	L	4853	AAA LIFE GRP	70,779,207	0.57%	87.02%
43	L	4926	TALCOTT HOLDINGS GRP	69,772,142	0.56%	87.58%
44	L	4	AMERIPRISE FIN GRP	64,109,811	0.52%	88.10%
45	L	4855	SUMITOMO LIFE INS GRP	63,667,075	0.51%	88.61%
46	L	58068	INDEPENDENT ORDER OF FORESTERS US BR	61,239,807	0.49%	89.10%
47	L	3891	GLOBAL ATLANTIC GRP	60,841,960	0.49%	89.59%
48	L	4992	RESOLUTION LIFE US HOLDINGS GRP	60,303,373	0.48%	90.07%
49	L	408	BROOKFIELD ASSET MGMT REINS PARTNERS	58,805,279	0.47%	90.55%
50	L	449	FINANCIAL HOLDINGS GRP	56,591,962	0.45%	91.00%
51	L	549	SUN LIFE FINANCIAL INC GRP	56,538,328	0.45%	91.46%
52	L	5014	EVERLAKE HOLDINGS GRP	51,284,879	0.41%	91.87%
53	L	56014	THRIVENT FINANCIAL FOR LUTHERANS	50,553,490	0.41%	92.28%
54	L	707	UNITEDHEALTH GRP	44,250,390	0.36%	92.63%
55	L	68896	SOUTHERN FARM BUREAU LIFE INS CO	42,905,009	0.34%	92.98%
56	L	58033	KNIGHTS OF COLUMBUS	39,801,066	0.32%	93.30%
57	L	918	JACKSON NATL GRP	39,545,888	0.32%	93.61%
58	L	315	INDUSTRIAL ALLIANCE GRP	34,502,612	0.28%	93.89%
59	L	670	FIDELITY NATL FIN INC GRP	33,599,887	0.27%	94.16%
60	L	276	TRUSTMARK MUT HOLDING CO GRP	30,949,850	0.25%	94.41%
61	L	4736	GGC GRP	27,671,650	0.22%	94.63%
62	L	1211	NATIONAL GUARDIAN LIFE INS GRP	26,982,339	0.22%	94.85%
63	L	3098	TOKIO MARINE HOLDINGS INC GRP	25,821,548	0.21%	95.06%

**Life Insurance Industry
Life/Health and Fraternal Insurers
2022 Market Share Report - Total Premium
Life Insurance**

Florida

Rank	Business Type	Group/ Company Code	Group/Company Name	Direct Written Premium	Market Share	Cumulative Market Share
64	L	4213	WILTON RE GRP	24,868,236	0.20%	95.26%
65	L	8	ALLSTATE INS GRP	24,078,911	0.19%	95.45%
66	L	215	KEMPER CORP GRP	23,038,859	0.19%	95.63%
67	L	68772	SECURITY MUT LIFE INS CO OF NY	22,902,588	0.18%	95.82%
68	L	876	ARKANSAS BCBS GRP	21,878,238	0.18%	95.99%
69	L	769	GREAT WEST GRP	21,516,287	0.17%	96.17%
70	L	535	COLUMBIAN LIFE GRP	18,389,423	0.15%	96.32%
71	L	525	PAN AMER LIFE GRP	18,268,374	0.15%	96.46%
72	L	370	AFLAC GRP	16,629,076	0.13%	96.60%
73	L	1216	TIAA FAMILY GRP	16,212,973	0.13%	96.73%
74	L	4553	SAVINGS BANK LIFE GRP	15,616,446	0.13%	96.85%
75	L	4941	NATIONAL WESTERN LIFE GRP	15,124,888	0.12%	96.97%
76	L	4955	POWELL INS GRP	14,431,804	0.12%	97.09%
77	L	63290	FIDELITY LIFE ASSN A LEGAL RESERVE L	14,020,933	0.11%	97.20%
78	L	626	CHUBB LTD GRP	13,958,238	0.11%	97.31%
79	L	901	CIGNA HLTH GRP	12,880,406	0.10%	97.42%
80	L	5021	ONEMAIN HOLDINGS INC GRP	11,790,409	0.09%	97.51%
81	L	588	KANSAS CITY LIFE INS GRP	11,702,077	0.09%	97.61%
82	L	57320	WOODMEN WORLD LIFE INS SOC	11,643,670	0.09%	97.70%
83	L	77879	5 STAR LIFE INS CO	11,367,329	0.09%	97.79%
84	L	57657	ROYAL NEIGHBORS OF AMER	11,053,800	0.09%	97.88%
85	L	64505	HOMESTEADERS LIFE CO	11,023,846	0.09%	97.97%
86	L	367	PHYSICIANS MUT GRP	10,836,090	0.09%	98.06%
87	L	57541	MODERN WOODMEN OF AMER	10,809,544	0.09%	98.14%
88	L	280	AUTO OWNERS GRP	10,259,504	0.08%	98.23%
89	L	244	CINCINNATI FIN GRP	10,181,042	0.08%	98.31%
90	L	3527	AMERICAN ENTERPRISE MUT GRP	9,676,307	0.08%	98.39%
91	L	4712	GPM LIFE GRP	9,397,583	0.08%	98.46%
92	L	181	SWISS RE GRP	9,367,591	0.08%	98.54%
93	L	60445	SAGICOR LIFE INS CO	8,918,092	0.07%	98.61%
94	L	4734	APOLLO GLOBAL MGMT GRP	8,725,038	0.07%	98.68%
95	L	7	FEDERATED MUT GRP	7,778,495	0.06%	98.74%
96	L	4947	PROSPERITY LIFE INS GRP	7,550,392	0.06%	98.80%
97	L	300	HORACE MANN GRP	7,442,035	0.06%	98.86%
98	L	542	INDIANA FARM BUREAU GRP	7,302,507	0.06%	98.92%
99	L	330	AMERICAN FIDELITY CORP GRP	6,799,191	0.05%	98.97%
100	L	50	COUNTRY INS & FIN SERV GRP	6,618,998	0.05%	99.03%
101	L	28	AMICA MUT GRP	5,998,532	0.05%	99.08%
102	L	4862	ASSURITY GRP	5,732,834	0.05%	99.12%
103	L	3436	LIBERTY LIFE GRP TRUST GRP	5,564,866	0.04%	99.17%
104	L	1	CVS GRP	5,234,423	0.04%	99.21%
105	L	64580	ILLINOIS MUT LIFE INS CO	4,973,965	0.04%	99.25%
106	L	4903	CALTON HOLDINGS GRP	4,940,872	0.04%	99.29%
107	L	581	BOSTON MUT GRP	4,655,896	0.04%	99.33%
108	L	61212	BALTIMORE LIFE INS CO	4,586,093	0.04%	99.36%
109	L	454	SECURITY NATL GRP	4,323,900	0.03%	99.40%
110	L	473	AMERICAN FAMILY INS GRP	3,495,689	0.03%	99.43%
111	L	574	AMERCO CORP GRP	3,398,107	0.03%	99.45%
112	L	4824	ADVANTAGE CAPITAL GRP	3,257,979	0.03%	99.48%
113	L	536	GUIDEWELL MUT HOLDING GRP	2,984,593	0.02%	99.50%
114	L	4718	TIPTREE FIN GRP	2,872,939	0.02%	99.53%
115	L	451	FIDELITY SECURITY GRP	2,830,846	0.02%	99.55%
116	L	4890	SBL HOLDINGS GRP	2,539,444	0.02%	99.57%
117	L	19	ASSURANT INC GRP	2,441,476	0.02%	99.59%
118	L	213	ERIE INS GRP	2,322,222	0.02%	99.61%
119	L	781	UNION LABOR GRP	2,282,682	0.02%	99.63%
120	L	63819	UNITY FINANCIAL LIFE INS CO	2,241,192	0.02%	99.64%
121	L	801	DIRECTORS INVESTMENT GRP	2,236,754	0.02%	99.66%
122	L	671	ELEVANCE HLTH INC GRP	2,165,331	0.02%	99.68%
123	L	687	GUARANTEE TRUST GRP	2,021,438	0.02%	99.70%
124	L	1117	MANHATTAN LIFE GRP	2,019,151	0.02%	99.71%
125	L	67180	OHIO STATE LIFE INS CO	1,852,552	0.01%	99.73%
			TOTAL	12,441,941,058	100.00%	100.00%

Life Insurance Industry
Life/Health and Fraternal Insurers
2022 Market Share Report - Total Premium
Life Insurance

Georgia

Rank	Business Type	Group/ Company Code	Group/Company Name	Direct Written Premium	Market Share	Cumulative Market Share
1	L	860	NORTHWESTERN MUT GRP	557,680,695	9.45%	9.45%
2	L	241	METROPOLITAN GRP	374,479,434	6.35%	15.80%
3	L	826	NEW YORK LIFE GRP	365,440,082	6.19%	22.00%
4	L	20	LINCOLN NATL GRP	251,945,252	4.27%	26.27%
5	L	304	PRUDENTIAL OF AMER GRP	249,213,076	4.22%	30.49%
6	L	176	STATE FARM GRP	241,871,197	4.10%	34.59%
7	L	435	MASS MUT LIFE INS GRP	241,845,651	4.10%	38.69%
8	L	429	GUARDIAN LIFE GRP	171,659,658	2.91%	41.60%
9	L	468	AEGON US HOLDING GRP	166,526,116	2.82%	44.43%
10	L	290	GLOBE LIFE INC GRP	152,667,545	2.59%	47.01%
11	L	4750	PRIMERICA GRP	139,544,001	2.37%	49.38%
12	L	12	AMERICAN INTL GRP	136,658,490	2.32%	51.70%
13	L	261	MUTUAL OF OMAHA GRP	134,473,968	2.28%	53.98%
14	L	140	NATIONWIDE CORP GRP	129,368,741	2.19%	56.17%
15	L	904	JOHN HANCOCK GRP	120,260,298	2.04%	58.21%
16	L	565	UNUM GRP	118,510,352	2.01%	60.22%
17	L	709	PACIFIC LIFE GRP	98,496,059	1.67%	61.89%
18	L	869	MINNESOTA MUT GRP	96,406,277	1.63%	63.52%
19	L	458	DAI-ICHI LIFE HOLDINGS INC GRP	91,551,239	1.55%	65.07%
20	L	634	NATIONAL LIFE GRP	80,408,444	1.36%	66.44%
21	L	431	SAMMONS ENTERPRISES GRP	73,715,022	1.25%	67.68%
22	L	306	TRUSTAGE GRP	64,839,554	1.10%	68.78%
23	L	332	PRINCIPAL FIN GRP	63,907,929	1.08%	69.87%
24	L	91	HARTFORD FIRE & CAS GRP	58,745,477	1.00%	70.86%
25	L	836	WEST SOUTHERN GRP	57,669,313	0.98%	71.84%
26	L	200	UNITED SERV AUTOMOBILE ASSN GRP	54,546,796	0.92%	72.77%
27	L	4832	VOYA FINANCIAL GRP	52,540,781	0.89%	73.66%
28	L	68896	SOUTHERN FARM BUREAU LIFE INS CO	51,947,155	0.88%	74.54%
29	L	4965	EQUITABLE HOLDINGS INC GRP	50,590,091	0.86%	75.39%
30	L	872	BANNER LIFE GRP	49,750,365	0.84%	76.24%
31	L	4932	BRIGHTHOUSE HOLDINGS GRP	49,620,855	0.84%	77.08%
32	L	850	PENN MUT GRP	46,298,365	0.78%	77.86%
33	L	619	ONEAMERICA FIN PARTNERS GRP	43,772,695	0.74%	78.61%
34	L	4011	GENWORTH FIN GRP	41,315,606	0.70%	79.31%
35	L	761	ALLIANZ INS GRP	41,034,190	0.70%	80.00%
36	L	1348	MEIJI YASUDA LIFE INS GRP	38,319,176	0.65%	80.65%
37	L	4925	KUVARE GRP	37,116,566	0.63%	81.28%
38	L	57320	WOODMEN WORLD LIFE INS SOC	36,230,019	0.61%	81.89%
39	L	58068	INDEPENDENT ORDER OF FORESTERS US BR	32,792,511	0.56%	82.45%
40	L	212	ZURICH INS GRP	30,387,273	0.52%	82.97%
41	L	50	COUNTRY INS & FIN SERV GRP	29,855,264	0.51%	83.47%
42	L	233	CNO FINANCIAL GRP	29,454,650	0.50%	83.97%
43	L	918	JACKSON NATL GRP	29,332,809	0.50%	84.47%
44	L	5014	EVERLAKE HOLDINGS GRP	28,558,775	0.48%	84.95%
45	L	65927	LINCOLN HERITAGE LIFE INS CO	27,228,573	0.46%	85.41%
46	L	549	SUN LIFE FINANCIAL INC GRP	27,163,025	0.46%	85.87%
47	L	671	ELEVANCE HLTH INC GRP	26,740,497	0.45%	86.33%
48	L	408	BROOKFIELD ASSET MGMT REINS PARTNERS	26,027,935	0.44%	86.77%
49	L	315	INDUSTRIAL ALLIANCE GRP	25,536,463	0.43%	87.20%
50	L	535	COLUMBIAN LIFE GRP	25,304,247	0.43%	87.63%
51	L	449	FINANCIAL HOLDINGS GRP	24,379,324	0.41%	88.04%
52	L	4853	AAA LIFE GRP	22,595,430	0.38%	88.43%
53	L	4	AMERIPRISE FIN GRP	21,999,387	0.37%	88.80%
54	L	244	CINCINNATI FIN GRP	20,582,681	0.35%	89.15%
55	L	215	KEMPER CORP GRP	19,890,306	0.34%	89.49%
56	L	370	AFLAC GRP	19,855,466	0.34%	89.82%
57	L	943	AMERITAS MUT HOLDING GRP	18,960,083	0.32%	90.14%
58	L	704	CONSTELLATION INS HOLDINGS GRP	18,492,414	0.31%	90.46%
59	L	707	UNITEDHEALTH GRP	18,379,452	0.31%	90.77%
60	L	4926	TALCOTT HOLDINGS GRP	17,932,263	0.30%	91.07%
61	L	670	FIDELITY NATL FIN INC GRP	17,348,939	0.29%	91.37%
62	L	56014	THRIVENT FINANCIAL FOR LUTHERANS	17,094,121	0.29%	91.66%
63	L	3891	GLOBAL ATLANTIC GRP	16,365,945	0.28%	91.93%

Life Insurance Industry
Life/Health and Fraternal Insurers
2022 Market Share Report - Total Premium
Life Insurance

Georgia

Rank	Business Type	Group/ Company Code	Group/Company Name	Direct Written Premium	Market Share	Cumulative Market Share
64	L	4855	SUMITOMO LIFE INS GRP	16,127,909	0.27%	92.21%
65	L	588	KANSAS CITY LIFE INS GRP	15,398,724	0.26%	92.47%
66	L	3098	TOKIO MARINE HOLDINGS INC GRP	14,485,722	0.25%	92.71%
67	L	598	DELTA GRP	14,160,826	0.24%	92.95%
68	L	4955	POWELL INS GRP	14,002,293	0.24%	93.19%
69	L	4992	RESOLUTION LIFE US HOLDINGS GRP	13,765,544	0.23%	93.43%
70	L	4213	WILTON RE GRP	12,703,905	0.22%	93.64%
71	L	64505	HOMESTEADERS LIFE CO	12,308,855	0.21%	93.85%
72	L	367	PHYSICIANS MUT GRP	12,106,998	0.21%	94.05%
73	L	4736	GGC GRP	11,979,299	0.20%	94.26%
74	L	5	ALFA INS GRP	11,917,014	0.20%	94.46%
75	L	280	AUTO OWNERS GRP	11,841,836	0.20%	94.66%
76	L	8	ALLSTATE INS GRP	11,503,055	0.20%	94.86%
77	L	57541	MODERN WOODMEN OF AMER	11,062,054	0.19%	95.04%
78	L	4718	TIPTREE FIN GRP	10,571,316	0.18%	95.22%
79	L	4824	ADVANTAGE CAPITAL GRP	10,431,209	0.18%	95.40%
80	L	67	MICHIGAN FARM BUREAU GRP	10,166,956	0.17%	95.57%
81	L	581	BOSTON MUT GRP	8,386,997	0.14%	95.71%
82	L	473	AMERICAN FAMILY INS GRP	8,337,266	0.14%	95.85%
83	L	58033	KNIGHTS OF COLUMBUS	8,312,725	0.14%	96.00%
84	L	4947	PROSPERITY LIFE INS GRP	8,267,668	0.14%	96.14%
85	L	1211	NATIONAL GUARDIAN LIFE INS GRP	8,265,512	0.14%	96.28%
86	L	77879	5 STAR LIFE INS CO	8,222,460	0.14%	96.42%
87	L	1216	TIAA FAMILY GRP	8,012,497	0.14%	96.55%
88	L	330	AMERICAN FIDELITY CORP GRP	7,663,364	0.13%	96.68%
89	L	63290	FIDELITY LIFE ASSN A LEGAL RESERVE L	7,660,472	0.13%	96.81%
90	L	626	CHUBB LTD GRP	7,614,382	0.13%	96.94%
91	L	300	HORACE MANN GRP	7,461,476	0.13%	97.07%
92	L	57657	ROYAL NEIGHBORS OF AMER	7,276,732	0.12%	97.19%
93	L	7	FEDERATED MUT GRP	7,241,012	0.12%	97.31%
94	L	1	CVS GRP	7,240,042	0.12%	97.44%
95	L	4553	SAVINGS BANK LIFE GRP	7,147,747	0.12%	97.56%
96	L	3436	LIBERTY LIFE GRP TRUST GRP	7,075,758	0.12%	97.68%
97	L	181	SWISS RE GRP	6,729,447	0.11%	97.79%
98	L	4712	GPM LIFE GRP	6,607,819	0.11%	97.90%
99	L	5021	ONEMAIN HOLDINGS INC GRP	6,228,069	0.11%	98.01%
100	L	68772	SECURITY MUT LIFE INS CO OF NY	6,007,068	0.10%	98.11%
101	L	276	TRUSTMARK MUT HOLDING CO GRP	5,999,710	0.10%	98.21%
102	L	525	PAN AMER LIFE GRP	5,862,419	0.10%	98.31%
103	L	3527	AMERICAN ENTERPRISE MUT GRP	5,859,871	0.10%	98.41%
104	L	769	GREAT WEST GRP	5,368,659	0.09%	98.50%
105	L	542	INDIANA FARM BUREAU GRP	5,150,516	0.09%	98.59%
106	L	28	AMICA MUT GRP	4,901,233	0.08%	98.67%
107	L	901	CIGNA HLTH GRP	4,875,706	0.08%	98.75%
108	L	574	AMERCO CORP GRP	4,808,114	0.08%	98.84%
109	L	1117	MANHATTAN LIFE GRP	4,469,791	0.08%	98.91%
110	L	454	SECURITY NATL GRP	4,331,180	0.07%	98.99%
111	L	4734	APOLLO GLOBAL MGMT GRP	3,717,829	0.06%	99.05%
112	L	4862	ASSURITY GRP	3,235,816	0.05%	99.10%
113	L	5016	AQUARIAN INS HOLDINGS GRP	3,168,283	0.05%	99.16%
114	L	587	ATLANTIC AMER GRP	2,816,870	0.05%	99.20%
115	L	60445	SAGICOR LIFE INS CO	2,643,106	0.04%	99.25%
116	L	4903	CALTON HOLDINGS GRP	2,583,194	0.04%	99.29%
117	L	69132	STATE MUT INS CO	2,375,522	0.04%	99.33%
118	L	4890	SBL HOLDINGS GRP	2,374,022	0.04%	99.37%
119	L	64580	ILLINOIS MUT LIFE INS CO	2,274,753	0.04%	99.41%
120	L	61212	BALTIMORE LIFE INS CO	2,149,652	0.04%	99.45%
121	L	4941	NATIONAL WESTERN LIFE GRP	2,075,306	0.04%	99.48%
122	L	4752	GREGG E ZAHN GRP	1,654,780	0.03%	99.51%
123	L	451	FIDELITY SECURITY GRP	1,638,564	0.03%	99.54%
124	L	801	DIRECTORS INVESTMENT GRP	1,626,665	0.03%	99.57%
125	L	687	GUARANTEE TRUST GRP	1,340,208	0.02%	99.59%
			TOTAL	5,898,999,515	100.00%	100.00%

Life Insurance Industry
Life/Health and Fraternal Insurers
2022 Market Share Report - Total Premium
Life Insurance

Hawaii

Rank	Business Type	Group/ Company Code	Group/Company Name	Direct Written Premium	Market Share	Cumulative Market Share
1	L	826	NEW YORK LIFE GRP	107,645,794	10.84%	10.84%
2	L	435	MASS MUT LIFE INS GRP	77,664,915	7.82%	18.66%
3	L	429	GUARDIAN LIFE GRP	42,531,008	4.28%	22.94%
4	L	860	NORTHWESTERN MUT GRP	40,624,816	4.09%	27.03%
5	L	468	AEGON US HOLDING GRP	40,085,516	4.04%	31.07%
6	L	904	JOHN HANCOCK GRP	36,045,098	3.63%	34.70%
7	L	709	PACIFIC LIFE GRP	35,673,509	3.59%	38.29%
8	L	304	PRUDENTIAL OF AMER GRP	35,322,747	3.56%	41.85%
9	L	634	NATIONAL LIFE GRP	33,478,857	3.37%	45.22%
10	L	176	STATE FARM GRP	32,402,252	3.26%	48.48%
11	L	4750	PRIMERICA GRP	31,132,864	3.14%	51.62%
12	L	20	LINCOLN NATL GRP	29,892,727	3.01%	54.63%
13	L	431	SAMMONS ENTERPRISES GRP	29,104,206	2.93%	57.56%
14	L	290	GLOBE LIFE INC GRP	28,711,833	2.89%	60.45%
15	L	241	METROPOLITAN GRP	22,798,049	2.30%	62.75%
16	L	1348	MEIJI YASUDA LIFE INS GRP	22,393,102	2.25%	65.00%
17	L	869	MINNESOTA MUT GRP	20,912,382	2.11%	67.11%
18	L	12	AMERICAN INTL GRP	19,272,606	1.94%	69.05%
19	L	140	NATIONWIDE CORP GRP	16,614,437	1.67%	70.72%
20	L	306	TRUSTAGE GRP	16,255,989	1.64%	72.36%
21	L	4	AMERIPRISE FIN GRP	14,869,611	1.50%	73.86%
22	L	4855	SUMITOMO LIFE INS GRP	14,680,544	1.48%	75.33%
23	L	836	WEST SOUTHERN GRP	14,310,183	1.44%	76.77%
24	L	458	DAI-ICHI LIFE HOLDINGS INC GRP	13,149,629	1.32%	78.10%
25	L	261	MUTUAL OF OMAHA GRP	13,007,926	1.31%	79.41%
26	L	4992	RESOLUTION LIFE US HOLDINGS GRP	11,866,656	1.19%	80.60%
27	L	3891	GLOBAL ATLANTIC GRP	10,723,322	1.08%	81.68%
28	L	408	BROOKFIELD ASSET MGMT REINS PARTNERS	9,612,405	0.97%	82.65%
29	L	4965	EQUITABLE HOLDINGS INC GRP	9,213,164	0.93%	83.58%
30	L	200	UNITED SERV AUTOMOBILE ASSN GRP	8,261,420	0.83%	84.41%
31	L	91	HARTFORD FIRE & CAS GRP	8,194,131	0.83%	85.24%
32	L	619	ONEAMERICA FIN PARTNERS GRP	7,688,007	0.77%	86.01%
33	L	850	PENN MUT GRP	7,507,852	0.76%	86.77%
34	L	761	ALLIANZ INS GRP	7,385,015	0.74%	87.51%
35	L	4011	GENWORTH FIN GRP	6,886,327	0.69%	88.20%
36	L	4932	BRIGHTHOUSE HOLDINGS GRP	6,647,567	0.67%	88.87%
37	L	4925	KUVARE GRP	6,425,948	0.65%	89.52%
38	L	332	PRINCIPAL FIN GRP	6,393,938	0.64%	90.16%
39	L	670	FIDELITY NATL FIN INC GRP	6,217,896	0.63%	90.79%
40	L	876	ARKANSAS BCBS GRP	5,383,398	0.54%	91.33%
41	L	58068	INDEPENDENT ORDER OF FORESTERS US BR	5,143,960	0.52%	91.85%
42	L	4832	VOYA FINANCIAL GRP	4,942,048	0.50%	92.35%
43	L	565	UNUM GRP	4,811,561	0.48%	92.83%
44	L	5014	EVERLAKE HOLDINGS GRP	4,799,807	0.48%	93.32%
45	L	4853	AAA LIFE GRP	3,881,968	0.39%	93.71%
46	L	872	BANNER LIFE GRP	3,643,497	0.37%	94.07%
47	L	4926	TALCOTT HOLDINGS GRP	3,480,362	0.35%	94.42%
48	L	57320	WOODMEN WORLD LIFE INS SOC	3,332,214	0.34%	94.76%
49	L	943	AMERITAS MUT HOLDING GRP	2,897,530	0.29%	95.05%
50	L	549	SUN LIFE FINANCIAL INC GRP	2,704,217	0.27%	95.32%
51	L	233	CNO FINANCIAL GRP	2,684,151	0.27%	95.59%
52	L	3098	TOKIO MARINE HOLDINGS INC GRP	2,576,389	0.26%	95.85%
53	L	449	FINANCIAL HOLDINGS GRP	2,544,660	0.26%	96.11%
54	L	525	PAN AMER LIFE GRP	2,479,379	0.25%	96.36%
55	L	918	JACKSON NATL GRP	1,993,788	0.20%	96.56%
56	L	588	KANSAS CITY LIFE INS GRP	1,953,956	0.20%	96.76%
57	L	4213	WILTON RE GRP	1,869,072	0.19%	96.94%
58	L	56014	THRIVENT FINANCIAL FOR LUTHERANS	1,868,504	0.19%	97.13%
59	L	315	INDUSTRIAL ALLIANCE GRP	1,741,758	0.18%	97.31%
60	L	4862	ASSURITY GRP	1,539,749	0.16%	97.46%
61	L	615	BENEFICIAL LIFE GRP	1,513,339	0.15%	97.62%
62	L	1216	TIAA FAMILY GRP	1,503,461	0.15%	97.77%
63	L	58033	KNIGHTS OF COLUMBUS	1,486,495	0.15%	97.92%

Life Insurance Industry
Life/Health and Fraternal Insurers
2022 Market Share Report - Total Premium
Life Insurance

Hawaii

Rank	Business Type	Group/ Company Code	Group/Company Name	Direct Written Premium	Market Share	Cumulative Market Share
64	L	370	AFLAC GRP	1,346,341	0.14%	98.05%
65	L	367	PHYSICIANS MUT GRP	1,232,501	0.12%	98.18%
66	L	5021	ONEMAIN HOLDINGS INC GRP	1,122,484	0.11%	98.29%
67	L	212	ZURICH INS GRP	993,841	0.10%	98.39%
68	L	77879	5 STAR LIFE INS CO	809,650	0.08%	98.47%
69	L	4941	NATIONAL WESTERN LIFE GRP	808,248	0.08%	98.55%
70	L	535	COLUMBIAN LIFE GRP	806,525	0.08%	98.63%
71	L	65927	LINCOLN HERITAGE LIFE INS CO	721,926	0.07%	98.71%
72	L	4734	APOLLO GLOBAL MGMT GRP	710,038	0.07%	98.78%
73	L	4888	STERLING FINANCIAL INS GRP INC	682,645	0.07%	98.85%
74	L	769	GREAT WEST GRP	617,887	0.06%	98.91%
75	L	4639	RGA INC GRP	590,718	0.06%	98.97%
76	L	69310	SURETY LIFE INS CO	532,665	0.05%	99.02%
77	L	63290	FIDELITY LIFE ASSN A LEGAL RESERVE L	526,399	0.05%	99.07%
78	L	4736	GGC GRP	493,530	0.05%	99.12%
79	L	4712	GPM LIFE GRP	489,112	0.05%	99.17%
80	L	4553	SAVINGS BANK LIFE GRP	483,762	0.05%	99.22%
81	L	4794	GROUP 1001 INS HOLDINGS GRP	438,654	0.04%	99.27%
82	L	181	SWISS RE GRP	383,912	0.04%	99.31%
83	L	1211	NATIONAL GUARDIAN LIFE INS GRP	372,042	0.04%	99.34%
84	L	704	CONSTELLATION INS HOLDINGS GRP	364,293	0.04%	99.38%
85	L	781	UNION LABOR GRP	358,934	0.04%	99.42%
86	L	69272	IBEXIS LIFE & ANN INS CO	333,891	0.03%	99.45%
87	L	574	AMERCO CORP GRP	333,787	0.03%	99.48%
88	L	626	CHUBB LTD GRP	333,728	0.03%	99.52%
89	L	330	AMERICAN FIDELITY CORP GRP	316,498	0.03%	99.55%
90	L	542	INDIANA FARM BUREAU GRP	261,088	0.03%	99.57%
91	L	67180	OHIO STATE LIFE INS CO	250,815	0.03%	99.60%
92	L	4903	CALTON HOLDINGS GRP	234,839	0.02%	99.62%
93	L	901	CIGNA HLTH GRP	221,211	0.02%	99.65%
94	L	68772	SECURITY MUT LIFE INS CO OF NY	202,051	0.02%	99.67%
95	L	8	ALLSTATE INS GRP	195,122	0.02%	99.69%
96	L	50	COUNTRY INS & FIN SERV GRP	191,380	0.02%	99.70%
97	L	451	FIDELITY SECURITY GRP	172,520	0.02%	99.72%
98	L	276	TRUSTMARK MUT HOLDING CO GRP	161,246	0.02%	99.74%
99	L	707	UNITEDHEALTH GRP	156,743	0.02%	99.75%
100	L	4877	TWA & AMFI CORP GRP	149,470	0.02%	99.77%
101	L	4947	PROSPERITY LIFE INS GRP	138,690	0.01%	99.78%
102	L	473	AMERICAN FAMILY INS GRP	133,206	0.01%	99.80%
103	L	244	CINCINNATI FIN GRP	132,987	0.01%	99.81%
104	L	60445	SAGICOR LIFE INS CO	110,261	0.01%	99.82%
105	L	1	CVS GRP	105,263	0.01%	99.83%
106	L	61212	BALTIMORE LIFE INS CO	104,424	0.01%	99.84%
107	L	4890	SBL HOLDINGS GRP	103,042	0.01%	99.85%
108	L	344	CHURCH PENSION FUND GRP	93,836	0.01%	99.86%
109	L	1117	MANHATTAN LIFE GRP	93,092	0.01%	99.87%
110	L	3436	LIBERTY LIFE GRP TRUST GRP	78,990	0.01%	99.88%
111	L	581	BOSTON MUT GRP	76,923	0.01%	99.89%
112	L	687	GUARANTEE TRUST GRP	74,683	0.01%	99.89%
113	L	981	FIDELITY INVESTMENT INS & ANN GRP	54,667	0.01%	99.90%
114	L	57541	MODERN WOODMEN OF AMER	53,644	0.01%	99.91%
115	L	73989	MILILANI LIFE INS CO LTD	52,614	0.01%	99.91%
116	L	28	AMICA MUT GRP	52,428	0.01%	99.92%
117	L	300	HORACE MANN GRP	50,778	0.01%	99.92%
118	L	88668	MUTUAL OF AMER LIFE INS CO	49,161	- %	99.93%
119	L	454	SECURITY NATL GRP	48,855	- %	99.93%
120	L	4955	POWELL INS GRP	48,779	- %	99.94%
121	L	513	IOWA FARM BUREAU GRP	48,515	- %	99.94%
122	L	4824	ADVANTAGE CAPITAL GRP	46,837	- %	99.95%
123	L	150	OLD REPUBLIC GRP	43,973	- %	99.95%
124	L	62928	EMC NATL LIFE CO	39,015	- %	99.95%
125	L	3527	AMERICAN ENTERPRISE MUT GRP	32,710	- %	99.96%
			TOTAL	993,070,524	100.00%	100.00%

Life Insurance Industry
Life/Health and Fraternal Insurers
2022 Market Share Report - Total Premium
Life Insurance

Idaho

Rank	Business Type	Group/ Company Code	Group/Company Name	Direct Written Premium	Market Share	Cumulative Market Share
1	L	860	NORTHWESTERN MUT GRP	83,635,591	10.82%	10.82%
2	L	826	NEW YORK LIFE GRP	41,749,276	5.40%	16.22%
3	L	304	PRUDENTIAL OF AMER GRP	36,759,661	4.75%	20.97%
4	L	435	MASS MUT LIFE INS GRP	31,936,698	4.13%	25.10%
5	L	431	SAMMONS ENTERPRISES GRP	28,162,402	3.64%	28.74%
6	L	20	LINCOLN NATL GRP	24,512,973	3.17%	31.91%
7	L	513	IOWA FARM BUREAU GRP	24,450,980	3.16%	35.07%
8	L	176	STATE FARM GRP	24,138,027	3.12%	38.20%
9	L	709	PACIFIC LIFE GRP	21,656,962	2.80%	41.00%
10	L	869	MINNESOTA MUT GRP	19,935,710	2.58%	43.57%
11	L	850	PENN MUT GRP	18,716,206	2.42%	45.99%
12	L	332	PRINCIPAL FIN GRP	17,687,134	2.29%	48.28%
13	L	458	DAI-ICHI LIFE HOLDINGS INC GRP	17,477,784	2.26%	50.54%
14	L	241	METROPOLITAN GRP	17,389,219	2.25%	52.79%
15	L	619	ONEAMERICA FIN PARTNERS GRP	15,540,150	2.01%	54.80%
16	L	468	AEGON US HOLDING GRP	12,683,016	1.64%	56.44%
17	L	3891	GLOBAL ATLANTIC GRP	12,664,875	1.64%	58.08%
18	L	261	MUTUAL OF OMAHA GRP	12,613,795	1.63%	59.71%
19	L	290	GLOBE LIFE INC GRP	11,756,767	1.52%	61.23%
20	L	1348	MEIJI YASUDA LIFE INS GRP	11,734,190	1.52%	62.75%
21	L	91	HARTFORD FIRE & CAS GRP	11,326,817	1.46%	64.21%
22	L	56014	THRIVENT FINANCIAL FOR LUTHERANS	11,322,390	1.46%	65.68%
23	L	12	AMERICAN INTL GRP	11,197,685	1.45%	67.13%
24	L	212	ZURICH INS GRP	10,386,824	1.34%	68.47%
25	L	904	JOHN HANCOCK GRP	10,333,318	1.34%	69.80%
26	L	2878	UNITED HERITAGE MUT GRP	10,040,537	1.30%	71.10%
27	L	4750	PRIMERICA GRP	9,298,827	1.20%	72.31%
28	L	943	AMERITAS MUT HOLDING GRP	9,285,012	1.20%	73.51%
29	L	761	ALLIANZ INS GRP	9,036,145	1.17%	74.68%
30	L	3527	AMERICAN ENTERPRISE MUT GRP	8,577,220	1.11%	75.78%
31	L	872	BANNER LIFE GRP	8,360,035	1.08%	76.87%
32	L	4925	KUVARE GRP	7,699,301	1.00%	77.86%
33	L	306	TRUSTAGE GRP	7,390,103	0.96%	78.82%
34	L	4011	GENWORTH FIN GRP	6,786,825	0.88%	79.69%
35	L	836	WEST SOUTHERN GRP	6,750,494	0.87%	80.57%
36	L	615	BENEFICIAL LIFE GRP	6,420,922	0.83%	81.40%
37	L	140	NATIONWIDE CORP GRP	6,389,111	0.83%	82.22%
38	L	200	UNITED SERV AUTOMOBILE ASSN GRP	6,265,611	0.81%	83.03%
39	L	429	GUARDIAN LIFE GRP	6,245,100	0.81%	83.84%
40	L	565	UNUM GRP	6,164,345	0.80%	84.64%
41	L	4965	EQUITABLE HOLDINGS INC GRP	5,540,903	0.72%	85.36%
42	L	4832	VOYA FINANCIAL GRP	5,286,735	0.68%	86.04%
43	L	58068	INDEPENDENT ORDER OF FORESTERS US BR	5,194,264	0.67%	86.71%
44	L	704	CONSTELLATION INS HOLDINGS GRP	5,035,051	0.65%	87.36%
45	L	876	ARKANSAS BCBS GRP	4,688,507	0.61%	87.97%
46	L	634	NATIONAL LIFE GRP	4,414,684	0.57%	88.54%
47	L	4855	SUMITOMO LIFE INS GRP	4,357,951	0.56%	89.10%
48	L	4932	BRIGHTHOUSE HOLDINGS GRP	3,937,002	0.51%	89.61%
49	L	4853	AAA LIFE GRP	3,896,021	0.50%	90.12%
50	L	588	KANSAS CITY LIFE INS GRP	3,328,319	0.43%	90.55%
51	L	5014	EVERLAKE HOLDINGS GRP	3,229,903	0.42%	90.96%
52	L	1211	NATIONAL GUARDIAN LIFE INS GRP	3,013,126	0.39%	91.35%
53	L	64505	HOMESTEADERS LIFE CO	2,995,446	0.39%	91.74%
54	L	233	CNO FINANCIAL GRP	2,971,513	0.38%	92.13%
55	L	4926	TALCOTT HOLDINGS GRP	2,953,021	0.38%	92.51%
56	L	4992	RESOLUTION LIFE US HOLDINGS GRP	2,869,922	0.37%	92.88%
57	L	408	BROOKFIELD ASSET MGMT REINS PARTNERS	2,757,330	0.36%	93.24%
58	L	473	AMERICAN FAMILY INS GRP	2,600,221	0.34%	93.57%
59	L	918	JACKSON NATL GRP	2,599,589	0.34%	93.91%
60	L	4213	WILTON RE GRP	2,549,858	0.33%	94.24%
61	L	4	AMERIPRISE FIN GRP	2,541,226	0.33%	94.57%
62	L	58033	KNIGHTS OF COLUMBUS	2,469,406	0.32%	94.89%
63	L	57541	MODERN WOODMEN OF AMER	2,147,028	0.28%	95.16%

**Life Insurance Industry
Life/Health and Fraternal Insurers
2022 Market Share Report - Total Premium
Life Insurance**

Idaho

Rank	Business Type	Group/ Company Code	Group/Company Name	Direct Written Premium	Market Share	Cumulative Market Share
64	L	449	FINANCIAL HOLDINGS GRP	2,066,643	0.27%	95.43%
65	L	7	FEDERATED MUT GRP	1,867,203	0.24%	95.67%
66	L	549	SUN LIFE FINANCIAL INC GRP	1,860,796	0.24%	95.91%
67	L	670	FIDELITY NATL FIN INC GRP	1,632,712	0.21%	96.12%
68	L	244	CINCINNATI FIN GRP	1,612,449	0.21%	96.33%
69	L	315	INDUSTRIAL ALLIANCE GRP	1,419,687	0.18%	96.52%
70	L	330	AMERICAN FIDELITY CORP GRP	1,414,159	0.18%	96.70%
71	L	525	PAN AMER LIFE GRP	1,188,241	0.15%	96.85%
72	L	50	COUNTRY INS & FIN SERV GRP	1,154,676	0.15%	97.00%
73	L	4553	SAVINGS BANK LIFE GRP	1,102,929	0.14%	97.14%
74	L	280	AUTO OWNERS GRP	1,025,702	0.13%	97.28%
75	L	4736	GGC GRP	959,218	0.12%	97.40%
76	L	65927	LINCOLN HERITAGE LIFE INS CO	948,084	0.12%	97.52%
77	L	57657	ROYAL NEIGHBORS OF AMER	924,311	0.12%	97.64%
78	L	367	PHYSICIANS MUT GRP	900,558	0.12%	97.76%
79	L	370	AFLAC GRP	867,275	0.11%	97.87%
80	L	901	CIGNA HLTH GRP	852,102	0.11%	97.98%
81	L	1216	TIAA FAMILY GRP	776,069	0.10%	98.08%
82	L	63290	FIDELITY LIFE ASSN A LEGAL RESERVE L	691,092	0.09%	98.17%
83	L	3098	TOKIO MARINE HOLDINGS INC GRP	670,278	0.09%	98.26%
84	L	8	ALLSTATE INS GRP	663,533	0.09%	98.34%
85	L	535	COLUMBIAN LIFE GRP	652,865	0.08%	98.43%
86	L	5021	ONEMAIN HOLDINGS INC GRP	647,538	0.08%	98.51%
87	L	626	CHUBB LTD GRP	629,256	0.08%	98.59%
88	L	4734	APOLLO GLOBAL MGMT GRP	591,253	0.08%	98.67%
89	L	181	SWISS RE GRP	536,060	0.07%	98.74%
90	L	574	AMERCO CORP GRP	519,482	0.07%	98.81%
91	L	769	GREAT WEST GRP	490,381	0.06%	98.87%
92	L	300	HORACE MANN GRP	477,555	0.06%	98.93%
93	L	4862	ASSURITY GRP	458,677	0.06%	98.99%
94	L	276	TRUSTMARK MUT HOLDING CO GRP	426,911	0.06%	99.05%
95	L	707	UNITEDHEALTH GRP	409,350	0.05%	99.10%
96	L	87920	LOCOMOTIVE ENGINEERS & CONDUCTORS MU	355,522	0.05%	99.15%
97	L	4947	PROSPERITY LIFE INS GRP	338,180	0.04%	99.19%
98	L	801	DIRECTORS INVESTMENT GRP	314,137	0.04%	99.23%
99	L	77879	5 STAR LIFE INS CO	306,583	0.04%	99.27%
100	L	4941	NATIONAL WESTERN LIFE GRP	286,893	0.04%	99.31%
101	L	4903	CALTON HOLDINGS GRP	264,190	0.03%	99.34%
102	L	68772	SECURITY MUT LIFE INS CO OF NY	261,970	0.03%	99.37%
103	L	4824	ADVANTAGE CAPITAL GRP	246,438	0.03%	99.41%
104	L	28	AMICA MUT GRP	243,437	0.03%	99.44%
105	L	4712	GPM LIFE GRP	231,949	0.03%	99.47%
106	L	62928	EMC NATL LIFE CO	229,592	0.03%	99.50%
107	L	542	INDIANA FARM BUREAU GRP	220,023	0.03%	99.53%
108	L	64580	ILLINOIS MUT LIFE INS CO	187,420	0.02%	99.55%
109	L	60445	SAGICOR LIFE INS CO	180,000	0.02%	99.57%
110	L	1117	MANHATTAN LIFE GRP	179,244	0.02%	99.60%
111	L	451	FIDELITY SECURITY GRP	165,904	0.02%	99.62%
112	L	69310	SURETY LIFE INS CO	148,800	0.02%	99.64%
113	L	5026	21ST CENTURY LIFE & HEALTH CO GRP	140,982	0.02%	99.66%
114	L	4890	SBL HOLDINGS GRP	140,093	0.02%	99.67%
115	L	1	CVS GRP	117,171	0.02%	99.69%
116	L	917	HCSC GRP	111,835	0.01%	99.70%
117	L	61212	BALTIMORE LIFE INS CO	110,488	0.01%	99.72%
118	L	57142	SONS OF NORWAY	108,743	0.01%	99.73%
119	L	687	GUARANTEE TRUST GRP	106,977	0.01%	99.75%
120	L	781	UNION LABOR GRP	106,748	0.01%	99.76%
121	L	581	BOSTON MUT GRP	103,364	0.01%	99.77%
122	L	3436	LIBERTY LIFE GRP TRUST GRP	103,234	0.01%	99.79%
123	L	4794	GROUP 1001 INS HOLDINGS GRP	86,037	0.01%	99.80%
124	L	60542	AMERICAN HOME LIFE INS CO	80,255	0.01%	99.81%
125	L	153	PEKIN INS GRP	77,813	0.01%	99.82%
			TOTAL	773,252,977	100.00%	100.00%

Life Insurance Industry
Life/Health and Fraternal Insurers
2022 Market Share Report - Total Premium
Life Insurance

Illinois

Rank	Business Type	Group/ Company Code	Group/Company Name	Direct Written Premium	Market Share	Cumulative Market Share
1	L	860	NORTHWESTERN MUT GRP	936,316,199	11.29%	11.29%
2	L	241	METROPOLITAN GRP	563,343,486	6.79%	18.08%
3	L	826	NEW YORK LIFE GRP	461,873,602	5.57%	23.64%
4	L	435	MASS MUT LIFE INS GRP	424,151,834	5.11%	28.76%
5	L	304	PRUDENTIAL OF AMER GRP	390,487,475	4.71%	33.46%
6	L	20	LINCOLN NATL GRP	348,432,276	4.20%	37.66%
7	L	176	STATE FARM GRP	343,171,039	4.14%	41.80%
8	L	458	DAI-ICHI LIFE HOLDINGS INC GRP	296,423,561	3.57%	45.37%
9	L	709	PACIFIC LIFE GRP	286,479,021	3.45%	48.83%
10	L	140	NATIONWIDE CORP GRP	232,529,535	2.80%	51.63%
11	L	50	COUNTRY INS & FIN SERV GRP	226,176,151	2.73%	54.35%
12	L	468	AEGON US HOLDING GRP	176,358,631	2.13%	56.48%
13	L	904	JOHN HANCOCK GRP	172,422,967	2.08%	58.56%
14	L	869	MINNESOTA MUT GRP	154,850,736	1.87%	60.42%
15	L	290	GLOBE LIFE INC GRP	120,215,733	1.45%	61.87%
16	L	332	PRINCIPAL FIN GRP	114,265,865	1.38%	63.25%
17	L	429	GUARDIAN LIFE GRP	112,944,356	1.36%	64.61%
18	L	4965	EQUITABLE HOLDINGS INC GRP	112,276,572	1.35%	65.97%
19	L	12	AMERICAN INTL GRP	112,227,063	1.35%	67.32%
20	L	261	MUTUAL OF OMAHA GRP	107,315,604	1.29%	68.61%
21	L	4750	PRIMERICA GRP	98,320,150	1.19%	69.80%
22	L	850	PENN MUT GRP	95,568,558	1.15%	70.95%
23	L	4832	VOYA FINANCIAL GRP	95,031,389	1.15%	72.09%
24	L	4932	BRIGHTHOUSE HOLDINGS GRP	92,158,755	1.11%	73.21%
25	L	565	UNUM GRP	90,924,661	1.10%	74.30%
26	L	917	HCSC GRP	90,143,125	1.09%	75.39%
27	L	56014	THRIVENT FINANCIAL FOR LUTHERANS	88,590,232	1.07%	76.46%
28	L	431	SAMMONS ENTERPRISES GRP	82,315,950	0.99%	77.45%
29	L	91	HARTFORD FIRE & CAS GRP	81,999,427	0.99%	78.44%
30	L	836	WEST SOUTHERN GRP	80,902,157	0.98%	79.41%
31	L	634	NATIONAL LIFE GRP	73,133,357	0.88%	80.29%
32	L	212	ZURICH INS GRP	63,326,716	0.76%	81.06%
33	L	153	PEKIN INS GRP	62,466,156	0.75%	81.81%
34	L	4925	KUVARE GRP	60,640,901	0.73%	82.54%
35	L	761	ALLIANZ INS GRP	56,921,628	0.69%	83.23%
36	L	872	BANNER LIFE GRP	55,857,479	0.67%	83.90%
37	L	306	TRUSTAGE GRP	52,415,209	0.63%	84.53%
38	L	473	AMERICAN FAMILY INS GRP	50,902,779	0.61%	85.15%
39	L	5014	EVERLAKE HOLDINGS GRP	47,597,754	0.57%	85.72%
40	L	1348	MEIJI YASUDA LIFE INS GRP	46,027,631	0.55%	86.27%
41	L	4011	GENWORTH FIN GRP	44,930,204	0.54%	86.82%
42	L	704	CONSTELLATION INS HOLDINGS GRP	41,270,029	0.50%	87.31%
43	L	549	SUN LIFE FINANCIAL INC GRP	40,514,540	0.49%	87.80%
44	L	233	CNO FINANCIAL GRP	40,193,988	0.48%	88.29%
45	L	4	AMERIPRISE FIN GRP	40,012,776	0.48%	88.77%
46	L	619	ONEAMERICA FIN PARTNERS GRP	37,727,364	0.45%	89.22%
47	L	58033	KNIGHTS OF COLUMBUS	37,631,038	0.45%	89.68%
48	L	4926	TALCOTT HOLDINGS GRP	35,729,590	0.43%	90.11%
49	L	3891	GLOBAL ATLANTIC GRP	31,460,947	0.38%	90.49%
50	L	3098	TOKIO MARINE HOLDINGS INC GRP	30,720,949	0.37%	90.86%
51	L	4855	SUMITOMO LIFE INS GRP	29,239,937	0.35%	91.21%
52	L	918	JACKSON NATL GRP	27,378,323	0.33%	91.54%
53	L	64505	HOMESTEADERS LIFE CO	25,992,416	0.31%	91.85%
54	L	4853	AAA LIFE GRP	25,808,196	0.31%	92.16%
55	L	4736	GGC GRP	23,555,890	0.28%	92.45%
56	L	65927	LINCOLN HERITAGE LIFE INS CO	23,522,132	0.28%	92.73%
57	L	4992	RESOLUTION LIFE US HOLDINGS GRP	23,101,822	0.28%	93.01%
58	L	244	CINCINNATI FIN GRP	22,305,672	0.27%	93.28%
59	L	58068	INDEPENDENT ORDER OF FORESTERS US BR	22,280,614	0.27%	93.55%
60	L	200	UNITED SERV AUTOMOBILE ASSN GRP	20,787,052	0.25%	93.80%
61	L	408	BROOKFIELD ASSET MGMT REINS PARTNERS	20,663,711	0.25%	94.05%
62	L	707	UNITEDHEALTH GRP	19,370,258	0.23%	94.28%
63	L	525	PAN AMER LIFE GRP	17,788,410	0.21%	94.49%

Life Insurance Industry
Life/Health and Fraternal Insurers
2022 Market Share Report - Total Premium
Life Insurance

Illinois

Rank	Business Type	Group/ Company Code	Group/Company Name	Direct Written Premium	Market Share	Cumulative Market Share
64	L	670	FIDELITY NATL FIN INC GRP	17,635,350	0.21%	94.71%
65	L	215	KEMPER CORP GRP	16,491,759	0.20%	94.91%
66	L	4213	WILTON RE GRP	16,227,035	0.20%	95.10%
67	L	943	AMERITAS MUT HOLDING GRP	15,148,311	0.18%	95.28%
68	L	1211	NATIONAL GUARDIAN LIFE INS GRP	14,797,857	0.18%	95.46%
69	L	315	INDUSTRIAL ALLIANCE GRP	14,340,995	0.17%	95.63%
70	L	449	FINANCIAL HOLDINGS GRP	13,879,501	0.17%	95.80%
71	L	901	CIGNA HLTH GRP	13,564,722	0.16%	95.97%
72	L	769	GREAT WEST GRP	13,554,040	0.16%	96.13%
73	L	3527	AMERICAN ENTERPRISE MUT GRP	13,217,223	0.16%	96.29%
74	L	1216	TIAA FAMILY GRP	13,187,176	0.16%	96.45%
75	L	276	TRUSTMARK MUT HOLDING CO GRP	12,818,198	0.15%	96.60%
76	L	588	KANSAS CITY LIFE INS GRP	12,575,076	0.15%	96.75%
77	L	57541	MODERN WOODMEN OF AMER	11,323,580	0.14%	96.89%
78	L	367	PHYSICIANS MUT GRP	10,869,176	0.13%	97.02%
79	L	7	FEDERATED MUT GRP	9,573,186	0.12%	97.14%
80	L	213	ERIE INS GRP	9,510,801	0.11%	97.25%
81	L	8	ALLSTATE INS GRP	9,078,368	0.11%	97.36%
82	L	535	COLUMBIAN LIFE GRP	8,807,884	0.11%	97.47%
83	L	63290	FIDELITY LIFE ASSN A LEGAL RESERVE L	7,819,318	0.09%	97.56%
84	L	370	AFLAC GRP	7,551,021	0.09%	97.65%
85	L	626	CHUBB LTD GRP	7,509,515	0.09%	97.74%
86	L	64580	ILLINOIS MUT LIFE INS CO	6,669,316	0.08%	97.82%
87	L	280	AUTO OWNERS GRP	6,612,490	0.08%	97.90%
88	L	57770	CATHOLIC FRATERNAL LIFE	6,549,917	0.08%	97.98%
89	L	4941	NATIONAL WESTERN LIFE GRP	6,350,846	0.08%	98.06%
90	L	4844	LIA HOLDINGS GRP	6,301,670	0.08%	98.13%
91	L	4553	SAVINGS BANK LIFE GRP	6,284,062	0.08%	98.21%
92	L	300	HORACE MANN GRP	6,049,331	0.07%	98.28%
93	L	801	DIRECTORS INVESTMENT GRP	5,294,351	0.06%	98.35%
94	L	4734	APOLLO GLOBAL MGMT GRP	5,054,964	0.06%	98.41%
95	L	330	AMERICAN FIDELITY CORP GRP	4,943,146	0.06%	98.47%
96	L	181	SWISS RE GRP	4,920,951	0.06%	98.53%
97	L	4862	ASSURITY GRP	4,420,362	0.05%	98.58%
98	L	68772	SECURITY MUT LIFE INS CO OF NY	4,409,616	0.05%	98.63%
99	L	57657	ROYAL NEIGHBORS OF AMER	4,287,428	0.05%	98.68%
100	L	1	CVS GRP	4,242,179	0.05%	98.74%
101	L	781	UNION LABOR GRP	4,236,896	0.05%	98.79%
102	L	4955	POWELL INS GRP	4,153,876	0.05%	98.84%
103	L	123	SHELTER INS GRP	4,059,896	0.05%	98.89%
104	L	4903	CALTON HOLDINGS GRP	3,815,723	0.05%	98.93%
105	L	56030	CATHOLIC FINANCIAL LIFE	3,789,797	0.05%	98.98%
106	L	4966	INSURANCE CAPITAL GRP	3,608,257	0.04%	99.02%
107	L	77879	5 STAR LIFE INS CO	3,344,618	0.04%	99.06%
108	L	451	FIDELITY SECURITY GRP	3,161,589	0.04%	99.10%
109	L	542	INDIANA FARM BUREAU GRP	2,760,066	0.03%	99.13%
110	L	56227	KSKJ LIFE	2,655,870	0.03%	99.16%
111	L	454	SECURITY NATL GRP	2,565,313	0.03%	99.20%
112	L	3436	LIBERTY LIFE GRP TRUST GRP	2,525,266	0.03%	99.23%
113	L	57622	POLISH NATL ALLIANCE US OF NA	2,482,005	0.03%	99.26%
114	L	4947	PROSPERITY LIFE INS GRP	2,381,628	0.03%	99.28%
115	L	581	BOSTON MUT GRP	2,266,413	0.03%	99.31%
116	L	62928	EMC NATL LIFE CO	2,259,255	0.03%	99.34%
117	L	169	SENTRY INS GRP	2,244,614	0.03%	99.37%
118	L	671	ELEVANCE HLTH INC GRP	2,126,059	0.03%	99.39%
119	L	57320	WOODMEN WORLD LIFE INS SOC	2,125,800	0.03%	99.42%
120	L	57487	CATHOLIC ORDER OF FORESTERS	2,025,100	0.02%	99.44%
121	L	4752	GREGG E ZAHN GRP	2,006,679	0.02%	99.47%
122	L	687	GUARANTEE TRUST GRP	1,974,763	0.02%	99.49%
123	L	1117	MANHATTAN LIFE GRP	1,727,377	0.02%	99.51%
124	L	574	AMERCO CORP GRP	1,721,054	0.02%	99.53%
125	L	28	AMICA MUT GRP	1,713,161	0.02%	99.55%
			TOTAL	8,296,294,740	100.00%	100.00%

Life Insurance Industry
Life/Health and Fraternal Insurers
2022 Market Share Report - Total Premium
Life Insurance

Indiana

Rank	Business Type	Group/ Company Code	Group/Company Name	Direct Written Premium	Market Share	Cumulative Market Share
1	L	860	NORTHWESTERN MUT GRP	342,046,843	9.83%	9.83%
2	L	241	METROPOLITAN GRP	197,781,811	5.68%	15.51%
3	L	304	PRUDENTIAL OF AMER GRP	179,554,303	5.16%	20.66%
4	L	435	MASS MUT LIFE INS GRP	150,664,606	4.33%	24.99%
5	L	826	NEW YORK LIFE GRP	135,076,864	3.88%	28.87%
6	L	176	STATE FARM GRP	130,215,134	3.74%	32.61%
7	L	458	DAI-ICHI LIFE HOLDINGS INC GRP	128,731,971	3.70%	36.31%
8	L	20	LINCOLN NATL GRP	126,793,899	3.64%	39.95%
9	L	542	INDIANA FARM BUREAU GRP	109,973,671	3.16%	43.11%
10	L	431	SAMMONS ENTERPRISES GRP	101,277,585	2.91%	46.02%
11	L	869	MINNESOTA MUT GRP	86,589,817	2.49%	48.51%
12	L	619	ONEAMERICA FIN PARTNERS GRP	78,001,620	2.24%	50.75%
13	L	140	NATIONWIDE CORP GRP	77,290,394	2.22%	52.97%
14	L	290	GLOBE LIFE INC GRP	66,791,347	1.92%	54.89%
15	L	429	GUARDIAN LIFE GRP	66,139,384	1.90%	56.79%
16	L	468	AEGON US HOLDING GRP	63,559,253	1.83%	58.61%
17	L	261	MUTUAL OF OMAHA GRP	61,141,901	1.76%	60.37%
18	L	836	WEST SOUTHERN GRP	54,043,582	1.55%	61.92%
19	L	91	HARTFORD FIRE & CAS GRP	51,891,919	1.49%	63.41%
20	L	904	JOHN HANCOCK GRP	49,067,932	1.41%	64.82%
21	L	64505	HOMESTEADERS LIFE CO	46,371,147	1.33%	66.16%
22	L	709	PACIFIC LIFE GRP	43,895,948	1.26%	67.42%
23	L	306	TRUSTAGE GRP	43,083,766	1.24%	68.65%
24	L	212	ZURICH INS GRP	41,567,411	1.19%	69.85%
25	L	565	UNUM GRP	38,196,028	1.10%	70.95%
26	L	12	AMERICAN INTL GRP	38,031,806	1.09%	72.04%
27	L	4750	PRIMERICA GRP	35,263,912	1.01%	73.05%
28	L	56014	THRIVENT FINANCIAL FOR LUTHERANS	34,392,046	0.99%	74.04%
29	L	332	PRINCIPAL FIN GRP	33,408,215	0.96%	75.00%
30	L	4925	KUVARE GRP	30,380,061	0.87%	75.87%
31	L	233	CNO FINANCIAL GRP	28,202,129	0.81%	76.68%
32	L	4932	BRIGHTHOUSE HOLDINGS GRP	24,133,138	0.69%	77.37%
33	L	4855	SUMITOMO LIFE INS GRP	23,405,837	0.67%	78.05%
34	L	850	PENN MUT GRP	23,092,343	0.66%	78.71%
35	L	872	BANNER LIFE GRP	22,482,139	0.65%	79.36%
36	L	473	AMERICAN FAMILY INS GRP	22,159,351	0.64%	79.99%
37	L	671	ELEVANCE HLTH INC GRP	21,590,082	0.62%	80.61%
38	L	244	CINCINNATI FIN GRP	21,321,880	0.61%	81.23%
39	L	4965	EQUITABLE HOLDINGS INC GRP	21,242,089	0.61%	81.84%
40	L	549	SUN LIFE FINANCIAL INC GRP	20,708,541	0.59%	82.43%
41	L	1348	MEIJI YASUDA LIFE INS GRP	19,897,588	0.57%	83.00%
42	L	3891	GLOBAL ATLANTIC GRP	18,113,582	0.52%	83.52%
43	L	58033	KNIGHTS OF COLUMBUS	18,070,461	0.52%	84.04%
44	L	761	ALLIANZ INS GRP	17,082,594	0.49%	84.53%
45	L	4011	GENWORTH FIN GRP	17,074,065	0.49%	85.02%
46	L	3098	TOKIO MARINE HOLDINGS INC GRP	17,034,095	0.49%	85.51%
47	L	4213	WILTON RE GRP	16,699,128	0.48%	85.99%
48	L	4832	VOYA FINANCIAL GRP	16,603,748	0.48%	86.47%
49	L	707	UNITEDHEALTH GRP	16,262,113	0.47%	86.94%
50	L	4	AMERIPRISE FIN GRP	16,009,676	0.46%	87.40%
51	L	213	ERIE INS GRP	14,977,695	0.43%	87.83%
52	L	588	KANSAS CITY LIFE INS GRP	14,460,428	0.42%	88.24%
53	L	153	PEKIN INS GRP	14,454,234	0.42%	88.66%
54	L	1211	NATIONAL GUARDIAN LIFE INS GRP	14,265,727	0.41%	89.07%
55	L	58068	INDEPENDENT ORDER OF FORESTERS US BR	14,238,851	0.41%	89.48%
56	L	634	NATIONAL LIFE GRP	14,043,076	0.40%	89.88%
57	L	704	CONSTELLATION INS HOLDINGS GRP	13,999,361	0.40%	90.28%
58	L	5014	EVERLAKE HOLDINGS GRP	12,523,954	0.36%	90.64%
59	L	4853	AAA LIFE GRP	11,417,425	0.33%	90.97%
60	L	67	MICHIGAN FARM BUREAU GRP	10,634,671	0.31%	91.27%
61	L	943	AMERITAS MUT HOLDING GRP	10,068,579	0.29%	91.56%
62	L	918	JACKSON NATL GRP	9,865,997	0.28%	91.85%
63	L	65927	LINCOLN HERITAGE LIFE INS CO	9,827,703	0.28%	92.13%

Life Insurance Industry
Life/Health and Fraternal Insurers
2022 Market Share Report - Total Premium
Life Insurance

Indiana

Rank	Business Type	Group/ Company Code	Group/Company Name	Direct Written Premium	Market Share	Cumulative Market Share
64	L	4926	TALCOTT HOLDINGS GRP	9,821,314	0.28%	92.41%
65	L	7	FEDERATED MUT GRP	9,548,206	0.27%	92.69%
66	L	280	AUTO OWNERS GRP	9,363,939	0.27%	92.95%
67	L	449	FINANCIAL HOLDINGS GRP	9,323,331	0.27%	93.22%
68	L	300	HORACE MANN GRP	9,258,547	0.27%	93.49%
69	L	200	UNITED SERV AUTOMOBILE ASSN GRP	9,016,136	0.26%	93.75%
70	L	330	AMERICAN FIDELITY CORP GRP	8,837,927	0.25%	94.00%
71	L	315	INDUSTRIAL ALLIANCE GRP	8,689,637	0.25%	94.25%
72	L	670	FIDELITY NATL FIN INC GRP	7,717,029	0.22%	94.47%
73	L	367	PHYSICIANS MUT GRP	7,458,545	0.21%	94.69%
74	L	408	BROOKFIELD ASSET MGMT REINS PARTNERS	7,262,871	0.21%	94.90%
75	L	581	BOSTON MUT GRP	7,034,986	0.20%	95.10%
76	L	5021	ONEMAIN HOLDINGS INC GRP	6,792,803	0.20%	95.29%
77	L	370	AFLAC GRP	6,643,153	0.19%	95.48%
78	L	4992	RESOLUTION LIFE US HOLDINGS GRP	6,262,829	0.18%	95.66%
79	L	4941	NATIONAL WESTERN LIFE GRP	6,009,954	0.17%	95.84%
80	L	123	SHELTER INS GRP	5,556,290	0.16%	96.00%
81	L	801	DIRECTORS INVESTMENT GRP	5,386,246	0.15%	96.15%
82	L	1216	TIAA FAMILY GRP	5,363,651	0.15%	96.30%
83	L	4736	GGC GRP	5,288,816	0.15%	96.46%
84	L	276	TRUSTMARK MUT HOLDING CO GRP	5,134,678	0.15%	96.60%
85	L	769	GREAT WEST GRP	4,782,945	0.14%	96.74%
86	L	535	COLUMBIAN LIFE GRP	4,433,473	0.13%	96.87%
87	L	4553	SAVINGS BANK LIFE GRP	4,187,121	0.12%	96.99%
88	L	57541	MODERN WOODMEN OF AMER	3,968,083	0.11%	97.10%
89	L	3527	AMERICAN ENTERPRISE MUT GRP	3,953,800	0.11%	97.22%
90	L	77879	5 STAR LIFE INS CO	3,422,069	0.10%	97.31%
91	L	50	COUNTRY INS & FIN SERV GRP	3,373,280	0.10%	97.41%
92	L	63290	FIDELITY LIFE ASSN A LEGAL RESERVE L	3,362,789	0.10%	97.51%
93	L	4734	APOLLO GLOBAL MGMT GRP	3,313,817	0.10%	97.60%
94	L	4718	TIPTREE FIN GRP	3,146,254	0.09%	97.69%
95	L	291	ENCOVA MUT INS GRP	2,924,030	0.08%	97.78%
96	L	56227	KSKJ LIFE	2,921,969	0.08%	97.86%
97	L	63819	UNITY FINANCIAL LIFE INS CO	2,901,500	0.08%	97.94%
98	L	8	ALLSTATE INS GRP	2,886,547	0.08%	98.03%
99	L	4824	ADVANTAGE CAPITAL GRP	2,884,607	0.08%	98.11%
100	L	57657	ROYAL NEIGHBORS OF AMER	2,813,036	0.08%	98.19%
101	L	4947	PROSPERITY LIFE INS GRP	2,810,040	0.08%	98.27%
102	L	181	SWISS RE GRP	2,713,902	0.08%	98.35%
103	L	626	CHUBB LTD GRP	2,625,971	0.08%	98.43%
104	L	901	CIGNA HLTH GRP	2,576,995	0.07%	98.50%
105	L	525	PAN AMER LIFE GRP	2,443,161	0.07%	98.57%
106	L	215	KEMPER CORP GRP	2,423,890	0.07%	98.64%
107	L	4712	GPM LIFE GRP	2,195,866	0.06%	98.70%
108	L	5016	AQUARIAN INS HOLDINGS GRP	2,110,197	0.06%	98.76%
109	L	574	AMERCO CORP GRP	2,016,765	0.06%	98.82%
110	L	61212	BALTIMORE LIFE INS CO	1,937,201	0.06%	98.88%
111	L	4862	ASSURITY GRP	1,810,899	0.05%	98.93%
112	L	4903	CALTON HOLDINGS GRP	1,693,482	0.05%	98.98%
113	L	62928	EMC NATL LIFE CO	1,600,784	0.05%	99.02%
114	L	1	CVS GRP	1,557,735	0.04%	99.07%
115	L	64580	ILLINOIS MUT LIFE INS CO	1,468,030	0.04%	99.11%
116	L	3436	LIBERTY LIFE GRP TRUST GRP	1,391,264	0.04%	99.15%
117	L	58009	POLICE & FIREMENS INS ASSN	1,347,200	0.04%	99.19%
118	L	62510	EQUITRUST LIFE INS CO	1,337,973	0.04%	99.23%
119	L	4752	GREGG E ZAHN GRP	1,289,690	0.04%	99.26%
120	L	4955	POWELL INS GRP	1,288,635	0.04%	99.30%
121	L	56154	GLENER LIFE INS SOCIETY	1,208,986	0.03%	99.34%
122	L	454	SECURITY NATL GRP	1,186,321	0.03%	99.37%
123	L	451	FIDELITY SECURITY GRP	1,184,254	0.03%	99.40%
124	L	661	BCBS OF SC GRP	1,137,589	0.03%	99.44%
125	L	781	UNION LABOR GRP	1,012,558	0.03%	99.47%
			TOTAL	3,481,192,580	100.00%	100.00%

Life Insurance Industry
Life/Health and Fraternal Insurers
2022 Market Share Report - Total Premium
Life Insurance

Iowa

Rank	Business Type	Group/ Company Code	Group/Company Name	Direct Written Premium	Market Share	Cumulative Market Share
1	L	458	DAI-ICHI LIFE HOLDINGS INC GRP	479,089,192	17.37%	17.37%
2	L	860	NORTHWESTERN MUT GRP	279,297,034	10.13%	27.50%
3	L	241	METROPOLITAN GRP	228,074,405	8.27%	35.77%
4	L	826	NEW YORK LIFE GRP	103,814,805	3.76%	39.53%
5	L	332	PRINCIPAL FIN GRP	102,561,004	3.72%	43.25%
6	L	513	IOWA FARM BUREAU GRP	97,243,596	3.53%	46.78%
7	L	304	PRUDENTIAL OF AMER GRP	90,832,004	3.29%	50.07%
8	L	20	LINCOLN NATL GRP	85,973,535	3.12%	53.19%
9	L	435	MASS MUT LIFE INS GRP	69,826,568	2.53%	55.72%
10	L	176	STATE FARM GRP	69,793,135	2.53%	58.25%
11	L	869	MINNESOTA MUT GRP	69,613,518	2.52%	60.78%
12	L	56014	THRIVENT FINANCIAL FOR LUTHERANS	69,156,565	2.51%	63.28%
13	L	140	NATIONWIDE CORP GRP	57,402,932	2.08%	65.37%
14	L	431	SAMMONS ENTERPRISES GRP	49,125,804	1.78%	67.15%
15	L	429	GUARDIAN LIFE GRP	42,166,895	1.53%	68.68%
16	L	904	JOHN HANCOCK GRP	40,706,323	1.48%	70.15%
17	L	468	AEGON US HOLDING GRP	40,159,680	1.46%	71.61%
18	L	261	MUTUAL OF OMAHA GRP	34,404,664	1.25%	72.86%
19	L	64505	HOMESTEADERS LIFE CO	33,855,641	1.23%	74.08%
20	L	850	PENN MUT GRP	30,645,241	1.11%	75.19%
21	L	709	PACIFIC LIFE GRP	25,942,975	0.94%	76.13%
22	L	3891	GLOBAL ATLANTIC GRP	24,906,495	0.90%	77.04%
23	L	12	AMERICAN INTL GRP	22,408,958	0.81%	77.85%
24	L	4832	VOYA FINANCIAL GRP	21,790,312	0.79%	78.64%
25	L	290	GLOBE LIFE INC GRP	21,599,825	0.78%	79.42%
26	L	58033	KNIGHTS OF COLUMBUS	21,303,270	0.77%	80.20%
27	L	233	CNO FINANCIAL GRP	21,248,287	0.77%	80.97%
28	L	4750	PRIMERICA GRP	19,884,905	0.72%	81.69%
29	L	565	UNUM GRP	19,060,226	0.69%	82.38%
30	L	4	AMERIPRISE FIN GRP	17,667,593	0.64%	83.02%
31	L	473	AMERICAN FAMILY INS GRP	17,040,736	0.62%	83.64%
32	L	4925	KUVARE GRP	15,468,116	0.56%	84.20%
33	L	306	TRUSTAGE GRP	15,189,731	0.55%	84.75%
34	L	244	CINCINNATI FIN GRP	15,183,512	0.55%	85.30%
35	L	4932	BRIGHTHOUSE HOLDINGS GRP	15,151,223	0.55%	85.85%
36	L	153	PEKIN INS GRP	14,432,922	0.52%	86.37%
37	L	91	HARTFORD FIRE & CAS GRP	14,117,025	0.51%	86.88%
38	L	1348	MEIJI YASUDA LIFE INS GRP	13,408,603	0.49%	87.37%
39	L	4011	GENWORTH FIN GRP	13,369,312	0.48%	87.86%
40	L	4965	EQUITABLE HOLDINGS INC GRP	13,095,363	0.47%	88.33%
41	L	872	BANNER LIFE GRP	13,085,804	0.47%	88.80%
42	L	769	GREAT WEST GRP	11,839,385	0.43%	89.23%
43	L	62928	EMC NATL LIFE CO	11,558,759	0.42%	89.65%
44	L	4941	NATIONAL WESTERN LIFE GRP	11,278,983	0.41%	90.06%
45	L	943	AMERITAS MUT HOLDING GRP	10,949,016	0.40%	90.46%
46	L	836	WEST SOUTHERN GRP	10,455,274	0.38%	90.84%
47	L	704	CONSTELLATION INS HOLDINGS GRP	10,416,815	0.38%	91.22%
48	L	619	ONEAMERICA FIN PARTNERS GRP	9,883,957	0.36%	91.57%
49	L	3098	TOKIO MARINE HOLDINGS INC GRP	9,752,612	0.35%	91.93%
50	L	4855	SUMITOMO LIFE INS GRP	9,090,942	0.33%	92.26%
51	L	549	SUN LIFE FINANCIAL INC GRP	8,994,577	0.33%	92.58%
52	L	4926	TALCOTT HOLDINGS GRP	8,384,060	0.30%	92.89%
53	L	761	ALLIANZ INS GRP	8,050,709	0.29%	93.18%
54	L	57541	MODERN WOODMEN OF AMER	7,606,995	0.28%	93.46%
55	L	634	NATIONAL LIFE GRP	7,030,362	0.25%	93.71%
56	L	918	JACKSON NATL GRP	6,996,838	0.25%	93.96%
57	L	4992	RESOLUTION LIFE US HOLDINGS GRP	6,967,943	0.25%	94.22%
58	L	408	BROOKFIELD ASSET MGMT REINS PARTNERS	6,930,966	0.25%	94.47%
59	L	212	ZURICH INS GRP	6,884,308	0.25%	94.72%
60	L	1211	NATIONAL GUARDIAN LIFE INS GRP	6,649,864	0.24%	94.96%
61	L	300	HORACE MANN GRP	6,324,805	0.23%	95.19%
62	L	4734	APOLLO GLOBAL MGMT GRP	6,317,077	0.23%	95.42%
63	L	588	KANSAS CITY LIFE INS GRP	5,740,715	0.21%	95.63%

Life Insurance Industry
Life/Health and Fraternal Insurers
2022 Market Share Report - Total Premium
Life Insurance

Iowa

Rank	Business Type	Group/ Company Code	Group/Company Name	Direct Written Premium	Market Share	Cumulative Market Share
64	L	1216	TIAA FAMILY GRP	5,551,298	0.20%	95.83%
65	L	4853	AAA LIFE GRP	4,942,652	0.18%	96.01%
66	L	7	FEDERATED MUT GRP	4,775,037	0.17%	96.18%
67	L	4736	GGC GRP	4,772,860	0.17%	96.35%
68	L	280	AUTO OWNERS GRP	4,709,590	0.17%	96.52%
69	L	50	COUNTRY INS & FIN SERV GRP	4,562,984	0.17%	96.69%
70	L	200	UNITED SERV AUTOMOBILE ASSN GRP	3,809,265	0.14%	96.83%
71	L	58068	INDEPENDENT ORDER OF FORESTERS US BR	3,645,477	0.13%	96.96%
72	L	707	UNITEDHEALTH GRP	3,616,021	0.13%	97.09%
73	L	315	INDUSTRIAL ALLIANCE GRP	3,327,087	0.12%	97.21%
74	L	367	PHYSICIANS MUT GRP	3,294,150	0.12%	97.33%
75	L	670	FIDELITY NATL FIN INC GRP	3,268,254	0.12%	97.45%
76	L	3527	AMERICAN ENTERPRISE MUT GRP	3,199,011	0.12%	97.56%
77	L	123	SHELTER INS GRP	3,134,685	0.11%	97.68%
78	L	449	FINANCIAL HOLDINGS GRP	3,089,077	0.11%	97.79%
79	L	57657	ROYAL NEIGHBORS OF AMER	2,919,151	0.11%	97.90%
80	L	57487	CATHOLIC ORDER OF FORESTERS	2,912,167	0.11%	98.00%
81	L	525	PAN AMER LIFE GRP	2,617,430	0.09%	98.10%
82	L	4862	ASSURITY GRP	2,488,224	0.09%	98.19%
83	L	5014	EVERLAKE HOLDINGS GRP	2,325,409	0.08%	98.27%
84	L	690	CENTRAL STATES GRP	2,178,573	0.08%	98.35%
85	L	370	AFLAC GRP	2,159,004	0.08%	98.43%
86	L	2878	UNITED HERITAGE MUT GRP	2,061,672	0.07%	98.50%
87	L	58017	BETTERLIFE	2,010,746	0.07%	98.58%
88	L	64580	ILLINOIS MUT LIFE INS CO	1,913,901	0.07%	98.64%
89	L	4553	SAVINGS BANK LIFE GRP	1,838,126	0.07%	98.71%
90	L	901	CIGNA HLTH GRP	1,674,686	0.06%	98.77%
91	L	330	AMERICAN FIDELITY CORP GRP	1,651,664	0.06%	98.83%
92	L	5021	ONEMAIN HOLDINGS INC GRP	1,319,157	0.05%	98.88%
93	L	57320	WOODMEN WORLD LIFE INS SOC	1,316,009	0.05%	98.93%
94	L	63290	FIDELITY LIFE ASSN A LEGAL RESERVE L	1,314,144	0.05%	98.98%
95	L	626	CHUBB LTD GRP	1,248,219	0.05%	99.02%
96	L	917	HCSC GRP	1,247,434	0.05%	99.07%
97	L	4213	WILTON RE GRP	1,240,466	0.04%	99.11%
98	L	4844	LIA HOLDINGS GRP	1,231,246	0.04%	99.16%
99	L	801	DIRECTORS INVESTMENT GRP	1,147,992	0.04%	99.20%
100	L	56030	CATHOLIC FINANCIAL LIFE	1,077,650	0.04%	99.24%
101	L	181	SWISS RE GRP	1,071,760	0.04%	99.28%
102	L	276	TRUSTMARK MUT HOLDING CO GRP	1,009,931	0.04%	99.31%
103	L	4903	CALTON HOLDINGS GRP	1,000,011	0.04%	99.35%
104	L	8	ALLSTATE INS GRP	960,730	0.03%	99.38%
105	L	574	AMERCO CORP GRP	930,703	0.03%	99.42%
106	L	1	CVS GRP	863,090	0.03%	99.45%
107	L	4712	GPM LIFE GRP	846,464	0.03%	99.48%
108	L	65927	LINCOLN HERITAGE LIFE INS CO	769,601	0.03%	99.51%
109	L	535	COLUMBIAN LIFE GRP	711,963	0.03%	99.53%
110	L	542	INDIANA FARM BUREAU GRP	703,581	0.03%	99.56%
111	L	61212	BALTIMORE LIFE INS CO	639,362	0.02%	99.58%
112	L	60445	SAGICOR LIFE INS CO	593,305	0.02%	99.60%
113	L	77879	5 STAR LIFE INS CO	584,074	0.02%	99.62%
114	L	4947	PROSPERITY LIFE INS GRP	546,493	0.02%	99.64%
115	L	581	BOSTON MUT GRP	473,970	0.02%	99.66%
116	L	5024	FORTITUDE GRP HOLDINGS LLC GRP	454,767	0.02%	99.68%
117	L	56227	KSKJ LIFE	439,157	0.02%	99.69%
118	L	84174	ELCO MUT LIFE & ANN	427,303	0.02%	99.71%
119	L	4890	SBL HOLDINGS GRP	423,938	0.02%	99.72%
120	L	687	GUARANTEE TRUST GRP	402,538	0.01%	99.74%
121	L	781	UNION LABOR GRP	397,277	0.01%	99.75%
122	L	1117	MANHATTAN LIFE GRP	360,508	0.01%	99.77%
123	L	629	PLATEAU GRP	359,819	0.01%	99.78%
124	L	87920	LOCOMOTIVE ENGINEERS & CONDUCTORS MU	303,517	0.01%	99.79%
125	L	60542	AMERICAN HOME LIFE INS CO	294,997	0.01%	99.80%
			TOTAL	2,757,855,489	100.00%	100.00%

Life Insurance Industry
Life/Health and Fraternal Insurers
2022 Market Share Report - Total Premium
Life Insurance

Kansas

Rank	Business Type	Group/ Company Code	Group/Company Name	Direct Written Premium	Market Share	Cumulative Market Share
1	L	860	NORTHWESTERN MUT GRP	142,732,034	8.98%	8.98%
2	L	826	NEW YORK LIFE GRP	92,555,224	5.83%	14.81%
3	L	304	PRUDENTIAL OF AMER GRP	77,000,788	4.85%	19.66%
4	L	241	METROPOLITAN GRP	68,103,341	4.29%	23.94%
5	L	20	LINCOLN NATL GRP	58,012,689	3.65%	27.59%
6	L	435	MASS MUT LIFE INS GRP	56,357,993	3.55%	31.14%
7	L	176	STATE FARM GRP	55,680,018	3.50%	34.64%
8	L	513	IOWA FARM BUREAU GRP	52,046,328	3.28%	37.92%
9	L	1348	MEIJI YASUDA LIFE INS GRP	39,881,075	2.51%	40.43%
10	L	709	PACIFIC LIFE GRP	36,074,316	2.27%	42.70%
11	L	869	MINNESOTA MUT GRP	35,318,792	2.22%	44.92%
12	L	431	SAMMONS ENTERPRISES GRP	33,702,040	2.12%	47.04%
13	L	58033	KNIGHTS OF COLUMBUS	33,291,274	2.10%	49.14%
14	L	458	DAI-ICHI LIFE HOLDINGS INC GRP	31,391,527	1.98%	51.12%
15	L	332	PRINCIPAL FIN GRP	29,398,349	1.85%	52.97%
16	L	468	AEGON US HOLDING GRP	28,906,395	1.82%	54.79%
17	L	140	NATIONWIDE CORP GRP	26,196,312	1.65%	56.43%
18	L	850	PENN MUT GRP	26,041,564	1.64%	58.07%
19	L	261	MUTUAL OF OMAHA GRP	26,037,848	1.64%	59.71%
20	L	473	AMERICAN FAMILY INS GRP	24,932,525	1.57%	61.28%
21	L	904	JOHN HANCOCK GRP	24,108,385	1.52%	62.80%
22	L	12	AMERICAN INTL GRP	24,090,511	1.52%	64.31%
23	L	56014	THRIVENT FINANCIAL FOR LUTHERANS	23,769,194	1.50%	65.81%
24	L	290	GLOBE LIFE INC GRP	19,854,519	1.25%	67.06%
25	L	91	HARTFORD FIRE & CAS GRP	18,937,634	1.19%	68.25%
26	L	704	CONSTELLATION INS HOLDINGS GRP	18,189,868	1.14%	69.40%
27	L	4750	PRIMERICA GRP	17,949,593	1.13%	70.53%
28	L	306	TRUSTAGE GRP	15,302,485	0.96%	71.49%
29	L	4011	GENWORTH FIN GRP	14,998,521	0.94%	72.43%
30	L	4965	EQUITABLE HOLDINGS INC GRP	14,745,032	0.93%	73.36%
31	L	565	UNUM GRP	14,644,089	0.92%	74.28%
32	L	212	ZURICH INS GRP	14,391,495	0.91%	75.19%
33	L	429	GUARDIAN LIFE GRP	14,260,920	0.90%	76.09%
34	L	769	GREAT WEST GRP	14,134,114	0.89%	76.98%
35	L	4932	BRIGHTHOUSE HOLDINGS GRP	13,871,175	0.87%	77.85%
36	L	872	BANNER LIFE GRP	12,926,033	0.81%	78.66%
37	L	619	ONEAMERICA FIN PARTNERS GRP	12,486,371	0.79%	79.45%
38	L	4	AMERIPRISE FIN GRP	12,316,172	0.78%	80.22%
39	L	4832	VOYA FINANCIAL GRP	12,113,949	0.76%	80.99%
40	L	4925	KUVARE GRP	11,860,651	0.75%	81.73%
41	L	549	SUN LIFE FINANCIAL INC GRP	11,834,755	0.74%	82.48%
42	L	836	WEST SOUTHERN GRP	10,975,156	0.69%	83.17%
43	L	233	CNO FINANCIAL GRP	10,534,863	0.66%	83.83%
44	L	588	KANSAS CITY LIFE INS GRP	9,931,027	0.63%	84.46%
45	L	4862	ASSURITY GRP	9,690,754	0.61%	85.07%
46	L	123	SHELTER INS GRP	9,277,739	0.58%	85.65%
47	L	634	NATIONAL LIFE GRP	8,821,024	0.56%	86.21%
48	L	430	BCBS OF KS GRP	8,317,669	0.52%	86.73%
49	L	943	AMERITAS MUT HOLDING GRP	8,111,586	0.51%	87.24%
50	L	200	UNITED SERV AUTOMOBILE ASSN GRP	7,751,955	0.49%	87.73%
51	L	4926	TALCOTT HOLDINGS GRP	7,611,087	0.48%	88.21%
52	L	918	JACKSON NATL GRP	6,899,867	0.43%	88.64%
53	L	3891	GLOBAL ATLANTIC GRP	6,762,843	0.43%	89.07%
54	L	64505	HOMESTEADERS LIFE CO	6,730,748	0.42%	89.49%
55	L	4855	SUMITOMO LIFE INS GRP	6,703,588	0.42%	89.91%
56	L	3098	TOKIO MARINE HOLDINGS INC GRP	6,607,403	0.42%	90.33%
57	L	1211	NATIONAL GUARDIAN LIFE INS GRP	6,588,026	0.41%	90.74%
58	L	761	ALLIANZ INS GRP	6,253,980	0.39%	91.14%
59	L	4900	US ALLIANCE CORP GRP	5,926,265	0.37%	91.51%
60	L	4853	AAA LIFE GRP	5,643,818	0.36%	91.86%
61	L	7	FEDERATED MUT GRP	5,553,615	0.35%	92.21%
62	L	408	BROOKFIELD ASSET MGMT REINS PARTNERS	5,489,048	0.35%	92.56%
63	L	4941	NATIONAL WESTERN LIFE GRP	5,293,869	0.33%	92.89%

Life Insurance Industry
Life/Health and Fraternal Insurers
2022 Market Share Report - Total Premium
Life Insurance

Kansas

Rank	Business Type	Group/ Company Code	Group/Company Name	Direct Written Premium	Market Share	Cumulative Market Share
64	L	244	CINCINNATI FIN GRP	4,817,685	0.30%	93.20%
65	L	4213	WILTON RE GRP	4,553,566	0.29%	93.48%
66	L	3527	AMERICAN ENTERPRISE MUT GRP	4,216,857	0.27%	93.75%
67	L	57541	MODERN WOODMEN OF AMER	3,924,274	0.25%	94.00%
68	L	5014	EVERLAKE HOLDINGS GRP	3,811,198	0.24%	94.24%
69	L	581	BOSTON MUT GRP	3,736,452	0.24%	94.47%
70	L	707	UNITEDHEALTH GRP	3,690,551	0.23%	94.70%
71	L	4736	GGC GRP	3,630,903	0.23%	94.93%
72	L	370	AFLAC GRP	3,469,075	0.22%	95.15%
73	L	330	AMERICAN FIDELITY CORP GRP	3,363,588	0.21%	95.36%
74	L	68772	SECURITY MUT LIFE INS CO OF NY	3,254,483	0.20%	95.57%
75	L	4992	RESOLUTION LIFE US HOLDINGS GRP	2,947,146	0.19%	95.75%
76	L	670	FIDELITY NATL FIN INC GRP	2,923,944	0.18%	95.94%
77	L	62928	EMC NATL LIFE CO	2,847,406	0.18%	96.11%
78	L	449	FINANCIAL HOLDINGS GRP	2,767,845	0.17%	96.29%
79	L	525	PAN AMER LIFE GRP	2,693,853	0.17%	96.46%
80	L	60542	AMERICAN HOME LIFE INS CO	2,480,786	0.16%	96.61%
81	L	58068	INDEPENDENT ORDER OF FORESTERS US BR	2,480,388	0.16%	96.77%
82	L	65927	LINCOLN HERITAGE LIFE INS CO	2,373,757	0.15%	96.92%
83	L	315	INDUSTRIAL ALLIANCE GRP	2,113,145	0.13%	97.05%
84	L	4553	SAVINGS BANK LIFE GRP	2,028,250	0.13%	97.18%
85	L	276	TRUSTMARK MUT HOLDING CO GRP	1,990,641	0.13%	97.31%
86	L	50	COUNTRY INS & FIN SERV GRP	1,986,080	0.13%	97.43%
87	L	8	ALLSTATE INS GRP	1,960,552	0.12%	97.55%
88	L	1216	TIAA FAMILY GRP	1,942,921	0.12%	97.68%
89	L	4734	APOLLO GLOBAL MGMT GRP	1,911,964	0.12%	97.80%
90	L	4752	GREGG E ZAHN GRP	1,820,746	0.11%	97.91%
91	L	626	CHUBB LTD GRP	1,756,294	0.11%	98.02%
92	L	367	PHYSICIANS MUT GRP	1,712,024	0.11%	98.13%
93	L	901	CIGNA HLTH GRP	1,639,674	0.10%	98.23%
94	L	63290	FIDELITY LIFE ASSN A LEGAL RESERVE L	1,480,362	0.09%	98.33%
95	L	77879	5 STAR LIFE INS CO	1,348,580	0.08%	98.41%
96	L	57657	ROYAL NEIGHBORS OF AMER	1,344,594	0.08%	98.50%
97	L	56227	KSKJ LIFE	1,313,075	0.08%	98.58%
98	L	181	SWISS RE GRP	1,171,712	0.07%	98.65%
99	L	574	AMERCO CORP GRP	1,030,925	0.06%	98.72%
100	L	4903	CALTON HOLDINGS GRP	1,013,209	0.06%	98.78%
101	L	4890	SBL HOLDINGS GRP	962,566	0.06%	98.84%
102	L	5021	ONEMAIN HOLDINGS INC GRP	932,999	0.06%	98.90%
103	L	690	CENTRAL STATES GRP	922,734	0.06%	98.96%
104	L	280	AUTO OWNERS GRP	856,371	0.05%	99.01%
105	L	2878	UNITED HERITAGE MUT GRP	758,677	0.05%	99.06%
106	L	801	DIRECTORS INVESTMENT GRP	746,028	0.05%	99.11%
107	L	1	CVS GRP	688,050	0.04%	99.15%
108	L	300	HORACE MANN GRP	541,110	0.03%	99.18%
109	L	4947	PROSPERITY LIFE INS GRP	462,902	0.03%	99.21%
110	L	3436	LIBERTY LIFE GRP TRUST GRP	446,787	0.03%	99.24%
111	L	4955	POWELL INS GRP	417,776	0.03%	99.27%
112	L	64580	ILLINOIS MUT LIFE INS CO	407,491	0.03%	99.29%
113	L	215	KEMPER CORP GRP	372,400	0.02%	99.32%
114	L	70130	UNIVERSAL GUAR LIFE INS CO	364,372	0.02%	99.34%
115	L	542	INDIANA FARM BUREAU GRP	361,087	0.02%	99.36%
116	L	5026	21ST CENTURY LIFE & HEALTH CO GRP	353,123	0.02%	99.38%
117	L	56030	CATHOLIC FINANCIAL LIFE	350,557	0.02%	99.41%
118	L	169	SENTRY INS GRP	348,754	0.02%	99.43%
119	L	687	GUARANTEE TRUST GRP	333,348	0.02%	99.45%
120	L	61212	BALTIMORE LIFE INS CO	331,360	0.02%	99.47%
121	L	535	COLUMBIAN LIFE GRP	328,413	0.02%	99.49%
122	L	4877	TWA & AMFI CORP GRP	315,262	0.02%	99.51%
123	L	60445	SAGICOR LIFE INS CO	307,670	0.02%	99.53%
124	L	4718	TIPTREE FIN GRP	306,447	0.02%	99.55%
125	L	4639	RGA INC GRP	300,617	0.02%	99.57%
			TOTAL	1,588,838,461	100.00%	100.00%

Life Insurance Industry
Life/Health and Fraternal Insurers
2022 Market Share Report - Total Premium
Life Insurance

Kentucky

Rank	Business Type	Group/ Company Code	Group/Company Name	Direct Written Premium	Market Share	Cumulative Market Share
1	L	860	NORTHWESTERN MUT GRP	148,845,844	7.82%	7.82%
2	L	241	METROPOLITAN GRP	148,683,731	7.81%	15.63%
3	L	468	AEGON US HOLDING GRP	101,943,222	5.35%	20.98%
4	L	826	NEW YORK LIFE GRP	87,913,147	4.62%	25.60%
5	L	20	LINCOLN NATL GRP	85,665,526	4.50%	30.10%
6	L	304	PRUDENTIAL OF AMER GRP	80,751,886	4.24%	34.34%
7	L	176	STATE FARM GRP	79,271,446	4.16%	38.50%
8	L	869	MINNESOTA MUT GRP	53,889,982	2.83%	41.33%
9	L	261	MUTUAL OF OMAHA GRP	48,156,467	2.53%	43.86%
10	L	435	MASS MUT LIFE INS GRP	45,221,351	2.38%	46.24%
11	L	290	GLOBE LIFE INC GRP	42,975,928	2.26%	48.49%
12	L	12	AMERICAN INTL GRP	34,899,152	1.83%	50.33%
13	L	904	JOHN HANCOCK GRP	32,954,840	1.73%	52.06%
14	L	68896	SOUTHERN FARM BUREAU LIFE INS CO	31,833,274	1.67%	53.73%
15	L	140	NATIONWIDE CORP GRP	29,256,190	1.54%	55.26%
16	L	836	WEST SOUTHERN GRP	28,489,119	1.50%	56.76%
17	L	458	DAI-ICHI LIFE HOLDINGS INC GRP	28,475,788	1.50%	58.26%
18	L	91	HARTFORD FIRE & CAS GRP	28,451,736	1.49%	59.75%
19	L	306	TRUSTAGE GRP	28,256,929	1.48%	61.24%
20	L	709	PACIFIC LIFE GRP	26,584,269	1.40%	62.63%
21	L	429	GUARDIAN LIFE GRP	25,231,886	1.33%	63.96%
22	L	565	UNUM GRP	24,612,002	1.29%	65.25%
23	L	431	SAMMONS ENTERPRISES GRP	24,302,260	1.28%	66.53%
24	L	57320	WOODMEN WORLD LIFE INS SOC	21,372,316	1.12%	67.65%
25	L	4750	PRIMERICA GRP	19,054,939	1.00%	68.65%
26	L	4965	EQUITABLE HOLDINGS INC GRP	17,397,452	0.91%	69.56%
27	L	119	HUMANA GRP	15,689,121	0.82%	70.39%
28	L	588	KANSAS CITY LIFE INS GRP	15,475,653	0.81%	71.20%
29	L	872	BANNER LIFE GRP	15,119,124	0.79%	71.99%
30	L	850	PENN MUT GRP	15,096,160	0.79%	72.79%
31	L	233	CNO FINANCIAL GRP	14,776,601	0.78%	73.56%
32	L	3098	TOKIO MARINE HOLDINGS INC GRP	14,399,512	0.76%	74.32%
33	L	4213	WILTON RE GRP	14,168,260	0.74%	75.06%
34	L	332	PRINCIPAL FIN GRP	13,985,718	0.73%	75.80%
35	L	619	ONEAMERICA FIN PARTNERS GRP	13,388,929	0.70%	76.50%
36	L	244	CINCINNATI FIN GRP	12,826,467	0.67%	77.17%
37	L	4925	KUVARE GRP	12,466,398	0.65%	77.83%
38	L	5016	AQUARIAN INS HOLDINGS GRP	12,200,966	0.64%	78.47%
39	L	57541	MODERN WOODMEN OF AMER	11,683,965	0.61%	79.08%
40	L	4932	BRIGHTHOUSE HOLDINGS GRP	11,559,602	0.61%	79.69%
41	L	4011	GENWORTH FIN GRP	11,452,230	0.60%	80.29%
42	L	761	ALLIANZ INS GRP	11,414,920	0.60%	80.89%
43	L	4853	AAA LIFE GRP	11,303,274	0.59%	81.48%
44	L	58068	INDEPENDENT ORDER OF FORESTERS US BR	10,249,629	0.54%	82.02%
45	L	4718	TIPTREE FIN GRP	10,143,653	0.53%	82.56%
46	L	634	NATIONAL LIFE GRP	10,119,750	0.53%	83.09%
47	L	4832	VOYA FINANCIAL GRP	10,093,448	0.53%	83.62%
48	L	64505	HOMESTEADERS LIFE CO	9,994,588	0.52%	84.14%
49	L	549	SUN LIFE FINANCIAL INC GRP	9,775,582	0.51%	84.66%
50	L	3891	GLOBAL ATLANTIC GRP	9,705,036	0.51%	85.17%
51	L	1348	MEIJI YASUDA LIFE INS GRP	9,156,516	0.48%	85.65%
52	L	200	UNITED SERV AUTOMOBILE ASSN GRP	8,440,425	0.44%	86.09%
53	L	704	CONSTELLATION INS HOLDINGS GRP	8,436,869	0.44%	86.53%
54	L	4855	SUMITOMO LIFE INS GRP	8,293,830	0.44%	86.97%
55	L	4	AMERIPRISE FIN GRP	7,729,451	0.41%	87.37%
56	L	123	SHELTER INS GRP	7,729,056	0.41%	87.78%
57	L	330	AMERICAN FIDELITY CORP GRP	7,673,323	0.40%	88.18%
58	L	671	ELEVANCE HLTH INC GRP	7,540,382	0.40%	88.58%
59	L	4941	NATIONAL WESTERN LIFE GRP	6,982,604	0.37%	88.95%
60	L	67	MICHIGAN FARM BUREAU GRP	6,975,585	0.37%	89.31%
61	L	5014	EVERLAKE HOLDINGS GRP	6,969,108	0.37%	89.68%
62	L	65927	LINCOLN HERITAGE LIFE INS CO	6,886,097	0.36%	90.04%
63	L	4926	TALCOTT HOLDINGS GRP	6,711,072	0.35%	90.39%

Life Insurance Industry
Life/Health and Fraternal Insurers
2022 Market Share Report - Total Premium
Life Insurance

Kentucky

Rank	Business Type	Group/ Company Code	Group/Company Name	Direct Written Premium	Market Share	Cumulative Market Share
64	L	943	AMERITAS MUT HOLDING GRP	6,576,384	0.35%	90.74%
65	L	535	COLUMBIAN LIFE GRP	6,565,173	0.34%	91.08%
66	L	367	PHYSICIANS MUT GRP	6,346,951	0.33%	91.42%
67	L	449	FINANCIAL HOLDINGS GRP	6,161,283	0.32%	91.74%
68	L	56014	THRIVENT FINANCIAL FOR LUTHERANS	6,097,325	0.32%	92.06%
69	L	408	BROOKFIELD ASSET MGMT REINS PARTNERS	6,095,278	0.32%	92.38%
70	L	918	JACKSON NATL GRP	6,059,685	0.32%	92.70%
71	L	315	INDUSTRIAL ALLIANCE GRP	6,046,903	0.32%	93.02%
72	L	1211	NATIONAL GUARDIAN LIFE INS GRP	5,971,792	0.31%	93.33%
73	L	370	AFLAC GRP	4,932,501	0.26%	93.59%
74	L	581	BOSTON MUT GRP	4,537,274	0.24%	93.83%
75	L	670	FIDELITY NATL FIN INC GRP	4,328,415	0.23%	94.05%
76	L	5021	ONEMAIN HOLDINGS INC GRP	4,236,983	0.22%	94.28%
77	L	4736	GGC GRP	4,171,448	0.22%	94.50%
78	L	707	UNITEDHEALTH GRP	3,933,228	0.21%	94.70%
79	L	7	FEDERATED MUT GRP	3,914,909	0.21%	94.91%
80	L	4703	KENTUCKY NATL INS GRP	3,807,491	0.20%	95.11%
81	L	4992	RESOLUTION LIFE US HOLDINGS GRP	3,725,874	0.20%	95.30%
82	L	280	AUTO OWNERS GRP	3,689,555	0.19%	95.50%
83	L	213	ERIE INS GRP	3,648,702	0.19%	95.69%
84	L	291	ENCOVA MUT INS GRP	3,599,763	0.19%	95.88%
85	L	58033	KNIGHTS OF COLUMBUS	3,473,908	0.18%	96.06%
86	L	57487	CATHOLIC ORDER OF FORESTERS	3,347,342	0.18%	96.24%
87	L	1216	TIAA FAMILY GRP	3,165,440	0.17%	96.40%
88	L	77879	5 STAR LIFE INS CO	2,954,516	0.16%	96.56%
89	L	1	CVS GRP	2,893,162	0.15%	96.71%
90	L	769	GREAT WEST GRP	2,684,491	0.14%	96.85%
91	L	64580	ILLINOIS MUT LIFE INS CO	2,518,038	0.13%	96.98%
92	L	4734	APOLLO GLOBAL MGMT GRP	2,408,543	0.13%	97.11%
93	L	8	ALLSTATE INS GRP	2,407,985	0.13%	97.24%
94	L	801	DIRECTORS INVESTMENT GRP	2,348,749	0.12%	97.36%
95	L	181	SWISS RE GRP	2,184,949	0.11%	97.47%
96	L	63290	FIDELITY LIFE ASSN A LEGAL RESERVE L	2,036,111	0.11%	97.58%
97	L	626	CHUBB LTD GRP	2,029,900	0.11%	97.69%
98	L	4553	SAVINGS BANK LIFE GRP	1,901,139	0.10%	97.79%
99	L	917	HCSC GRP	1,844,789	0.10%	97.88%
100	L	4947	PROSPERITY LIFE INS GRP	1,811,033	0.10%	97.98%
101	L	276	TRUSTMARK MUT HOLDING CO GRP	1,764,832	0.09%	98.07%
102	L	212	ZURICH INS GRP	1,755,897	0.09%	98.16%
103	L	57657	ROYAL NEIGHBORS OF AMER	1,753,517	0.09%	98.26%
104	L	901	CIGNA HLTH GRP	1,711,974	0.09%	98.35%
105	L	542	INDIANA FARM BUREAU GRP	1,637,007	0.09%	98.43%
106	L	4712	GPM LIFE GRP	1,534,974	0.08%	98.51%
107	L	3436	LIBERTY LIFE GRP TRUST GRP	1,519,123	0.08%	98.59%
108	L	4903	CALTON HOLDINGS GRP	1,420,535	0.07%	98.67%
109	L	4890	SBL HOLDINGS GRP	1,313,237	0.07%	98.74%
110	L	574	AMERCO CORP GRP	1,223,855	0.06%	98.80%
111	L	525	PAN AMER LIFE GRP	1,187,606	0.06%	98.86%
112	L	56227	KSKJ LIFE	1,186,112	0.06%	98.93%
113	L	4955	POWELL INS GRP	1,054,015	0.06%	98.98%
114	L	4752	GREGG E ZAHN GRP	1,044,357	0.05%	99.04%
115	L	4824	ADVANTAGE CAPITAL GRP	1,021,786	0.05%	99.09%
116	L	4862	ASSURITY GRP	965,285	0.05%	99.14%
117	L	50	COUNTRY INS & FIN SERV GRP	957,803	0.05%	99.19%
118	L	587	ATLANTIC AMER GRP	893,437	0.05%	99.24%
119	L	3527	AMERICAN ENTERPRISE MUT GRP	886,947	0.05%	99.28%
120	L	63819	UNITY FINANCIAL LIFE INS CO	834,627	0.04%	99.33%
121	L	454	SECURITY NATL GRP	759,439	0.04%	99.37%
122	L	781	UNION LABOR GRP	757,016	0.04%	99.41%
123	L	62928	EMC NATL LIFE CO	737,255	0.04%	99.45%
124	L	1117	MANHATTAN LIFE GRP	730,046	0.04%	99.48%
125	L	215	KEMPER CORP GRP	680,393	0.04%	99.52%
			TOTAL	1,904,029,912	100.00%	100.00%

Life Insurance Industry
Life/Health and Fraternal Insurers
2022 Market Share Report - Total Premium
Life Insurance

Louisiana

Rank	Business Type	Group/ Company Code	Group/Company Name	Direct Written Premium	Market Share	Cumulative Market Share
1	L	826	NEW YORK LIFE GRP	228,583,924	8.43%	8.43%
2	L	860	NORTHWESTERN MUT GRP	181,567,557	6.70%	15.13%
3	L	176	STATE FARM GRP	161,241,519	5.95%	21.08%
4	L	241	METROPOLITAN GRP	138,733,941	5.12%	26.19%
5	L	304	PRUDENTIAL OF AMER GRP	136,929,981	5.05%	31.24%
6	L	20	LINCOLN NATL GRP	106,899,043	3.94%	35.19%
7	L	4750	PRIMERICA GRP	84,335,808	3.11%	38.30%
8	L	458	DAI-ICHI LIFE HOLDINGS INC GRP	78,635,223	2.90%	41.20%
9	L	68896	SOUTHERN FARM BUREAU LIFE INS CO	74,520,933	2.75%	43.95%
10	L	435	MASS MUT LIFE INS GRP	69,563,479	2.57%	46.51%
11	L	468	AEGON US HOLDING GRP	67,813,338	2.50%	49.01%
12	L	869	MINNESOTA MUT GRP	60,302,448	2.22%	51.24%
13	L	215	KEMPER CORP GRP	58,374,254	2.15%	53.39%
14	L	290	GLOBE LIFE INC GRP	53,753,396	1.98%	55.37%
15	L	261	MUTUAL OF OMAHA GRP	50,367,059	1.86%	57.23%
16	L	431	SAMMONS ENTERPRISES GRP	47,679,069	1.76%	58.99%
17	L	306	TRUSTAGE GRP	45,086,537	1.66%	60.65%
18	L	429	GUARDIAN LIFE GRP	44,329,426	1.64%	62.29%
19	L	12	AMERICAN INTL GRP	43,514,656	1.61%	63.89%
20	L	612	CITIZENS GRP	38,810,273	1.43%	65.33%
21	L	565	UNUM GRP	35,971,613	1.33%	66.65%
22	L	836	WEST SOUTHERN GRP	29,162,855	1.08%	67.73%
23	L	4965	EQUITABLE HOLDINGS INC GRP	27,877,330	1.03%	68.76%
24	L	709	PACIFIC LIFE GRP	27,759,799	1.02%	69.78%
25	L	904	JOHN HANCOCK GRP	27,424,202	1.01%	70.79%
26	L	58033	KNIGHTS OF COLUMBUS	24,244,149	0.89%	71.69%
27	L	4932	BRIGHTHOUSE HOLDINGS GRP	23,985,988	0.88%	72.57%
28	L	3891	GLOBAL ATLANTIC GRP	22,760,781	0.84%	73.41%
29	L	140	NATIONWIDE CORP GRP	20,851,557	0.77%	74.18%
30	L	408	BROOKFIELD ASSET MGMT REINS PARTNERS	20,649,074	0.76%	74.94%
31	L	454	SECURITY NATL GRP	20,340,559	0.75%	75.69%
32	L	4925	KUVARE GRP	20,003,409	0.74%	76.43%
33	L	4832	VOYA FINANCIAL GRP	18,889,087	0.70%	77.13%
34	L	57320	WOODMEN WORLD LIFE INS SOC	18,587,804	0.69%	77.81%
35	L	704	CONSTELLATION INS HOLDINGS GRP	18,387,794	0.68%	78.49%
36	L	4213	WILTON RE GRP	18,081,300	0.67%	79.16%
37	L	332	PRINCIPAL FIN GRP	17,754,910	0.65%	79.81%
38	L	91	HARTFORD FIRE & CAS GRP	17,052,455	0.63%	80.44%
39	L	5014	EVERLAKE HOLDINGS GRP	16,983,171	0.63%	81.07%
40	L	549	SUN LIFE FINANCIAL INC GRP	16,223,198	0.60%	81.67%
41	L	850	PENN MUT GRP	16,175,157	0.60%	82.26%
42	L	4926	TALCOTT HOLDINGS GRP	14,168,696	0.52%	82.78%
43	L	4011	GENWORTH FIN GRP	13,933,388	0.51%	83.30%
44	L	634	NATIONAL LIFE GRP	13,591,851	0.50%	83.80%
45	L	1348	MEIJI YASUDA LIFE INS GRP	13,571,444	0.50%	84.30%
46	L	901	CIGNA HLTH GRP	12,935,715	0.48%	84.78%
47	L	233	CNO FINANCIAL GRP	12,341,116	0.46%	85.23%
48	L	200	UNITED SERV AUTOMOBILE ASSN GRP	11,834,502	0.44%	85.67%
49	L	872	BANNER LIFE GRP	11,830,769	0.44%	86.11%
50	L	370	AFLAC GRP	11,632,584	0.43%	86.53%
51	L	943	AMERITAS MUT HOLDING GRP	11,618,084	0.43%	86.96%
52	L	4718	TIPTREE FIN GRP	11,334,369	0.42%	87.38%
53	L	315	INDUSTRIAL ALLIANCE GRP	11,323,830	0.42%	87.80%
54	L	58068	INDEPENDENT ORDER OF FORESTERS US BR	10,945,104	0.40%	88.20%
55	L	918	JACKSON NATL GRP	10,856,326	0.40%	88.60%
56	L	761	ALLIANZ INS GRP	10,711,797	0.40%	89.00%
57	L	619	ONEAMERICA FIN PARTNERS GRP	10,699,383	0.39%	89.39%
58	L	65927	LINCOLN HERITAGE LIFE INS CO	10,671,751	0.39%	89.79%
59	L	690	CENTRAL STATES GRP	10,264,145	0.38%	90.17%
60	L	4855	SUMITOMO LIFE INS GRP	10,219,049	0.38%	90.54%
61	L	1211	NATIONAL GUARDIAN LIFE INS GRP	9,919,270	0.37%	90.91%
62	L	707	UNITEDHEALTH GRP	8,981,328	0.33%	91.24%
63	L	449	FINANCIAL HOLDINGS GRP	8,949,744	0.33%	91.57%

Life Insurance Industry
Life/Health and Fraternal Insurers
2022 Market Share Report - Total Premium
Life Insurance

Louisiana

Rank	Business Type	Group/ Company Code	Group/Company Name	Direct Written Premium	Market Share	Cumulative Market Share
64	L	4	AMERIPRISE FIN GRP	8,758,337	0.32%	91.89%
65	L	64505	HOMESTEADERS LIFE CO	8,726,340	0.32%	92.21%
66	L	123	SHELTER INS GRP	8,531,010	0.31%	92.53%
67	L	4853	AAA LIFE GRP	7,809,353	0.29%	92.82%
68	L	801	DIRECTORS INVESTMENT GRP	7,403,810	0.27%	93.09%
69	L	3098	TOKIO MARINE HOLDINGS INC GRP	6,828,158	0.25%	93.34%
70	L	3436	LIBERTY LIFE GRP TRUST GRP	6,819,662	0.25%	93.59%
71	L	581	BOSTON MUT GRP	6,473,468	0.24%	93.83%
72	L	8	ALLSTATE INS GRP	6,217,129	0.23%	94.06%
73	L	4941	NATIONAL WESTERN LIFE GRP	6,183,398	0.23%	94.29%
74	L	4734	APOLLO GLOBAL MGMT GRP	6,004,683	0.22%	94.51%
75	L	4955	POWELL INS GRP	5,917,156	0.22%	94.73%
76	L	626	CHUBB LTD GRP	5,623,103	0.21%	94.94%
77	L	588	KANSAS CITY LIFE INS GRP	5,301,114	0.20%	95.13%
78	L	367	PHYSICIANS MUT GRP	5,072,450	0.19%	95.32%
79	L	4736	GGC GRP	4,969,494	0.18%	95.50%
80	L	525	PAN AMER LIFE GRP	4,855,905	0.18%	95.68%
81	L	300	HORACE MANN GRP	4,488,651	0.17%	95.85%
82	L	276	TRUSTMARK MUT HOLDING CO GRP	4,486,596	0.17%	96.01%
83	L	4992	RESOLUTION LIFE US HOLDINGS GRP	4,459,549	0.16%	96.18%
84	L	56014	THRIVENT FINANCIAL FOR LUTHERANS	4,378,577	0.16%	96.34%
85	L	63290	FIDELITY LIFE ASSN A LEGAL RESERVE L	4,206,714	0.16%	96.49%
86	L	57541	MODERN WOODMEN OF AMER	4,069,083	0.15%	96.64%
87	L	670	FIDELITY NATL FIN INC GRP	3,928,033	0.14%	96.79%
88	L	2878	UNITED HERITAGE MUT GRP	3,782,815	0.14%	96.93%
89	L	641	FIRST TOWER GRP	3,703,284	0.14%	97.07%
90	L	212	ZURICH INS GRP	3,565,293	0.13%	97.20%
91	L	438	LOUISIANA HLTH SERV GRP	3,356,445	0.12%	97.32%
92	L	4824	ADVANTAGE CAPITAL GRP	3,036,311	0.11%	97.43%
93	L	181	SWISS RE GRP	3,031,672	0.11%	97.54%
94	L	5021	ONEMAIN HOLDINGS INC GRP	2,999,240	0.11%	97.65%
95	L	661	BCBS OF SC GRP	2,769,927	0.10%	97.76%
96	L	69055	JEFF DAVIS MORTUARY BENEFIT ASSOC	2,696,209	0.10%	97.86%
97	L	535	COLUMBIAN LIFE GRP	2,634,233	0.10%	97.95%
98	L	1216	TIAA FAMILY GRP	2,624,632	0.10%	98.05%
99	L	7	FEDERATED MUT GRP	2,311,368	0.09%	98.14%
100	L	77879	5 STAR LIFE INS CO	2,129,239	0.08%	98.21%
101	L	4712	GPM LIFE GRP	2,014,432	0.07%	98.29%
102	L	4947	PROSPERITY LIFE INS GRP	1,982,785	0.07%	98.36%
103	L	917	HCSC GRP	1,893,990	0.07%	98.43%
104	L	244	CINCINNATI FIN GRP	1,872,945	0.07%	98.50%
105	L	4862	ASSURITY GRP	1,762,262	0.07%	98.57%
106	L	330	AMERICAN FIDELITY CORP GRP	1,714,553	0.06%	98.63%
107	L	4553	SAVINGS BANK LIFE GRP	1,612,967	0.06%	98.69%
108	L	781	UNION LABOR GRP	1,594,165	0.06%	98.75%
109	L	82252	TRUSPIRE RETIREMENT INS CO	1,568,086	0.06%	98.81%
110	L	1	CVS GRP	1,562,999	0.06%	98.86%
111	L	63819	UNITY FINANCIAL LIFE INS CO	1,353,210	0.05%	98.91%
112	L	58009	POLICE & FIREMENS INS ASSN	1,181,420	0.04%	98.96%
113	L	876	ARKANSAS BCBS GRP	1,169,882	0.04%	99.00%
114	L	64580	ILLINOIS MUT LIFE INS CO	1,162,263	0.04%	99.04%
115	L	78344	WILLIAMS PROGRESSIVE LIFE & ACC I C	1,148,676	0.04%	99.08%
116	L	542	INDIANA FARM BUREAU GRP	1,137,167	0.04%	99.13%
117	L	75485	MULHEARN PROTECTIVE INS CO	1,049,550	0.04%	99.17%
118	L	61212	BALTIMORE LIFE INS CO	1,024,699	0.04%	99.20%
119	L	62928	EMC NATL LIFE CO	998,239	0.04%	99.24%
120	L	1117	MANHATTAN LIFE GRP	946,992	0.03%	99.27%
121	L	587	ATLANTIC AMER GRP	881,229	0.03%	99.31%
122	L	4752	GREGG E ZAHN GRP	863,686	0.03%	99.34%
123	L	4903	CALTON HOLDINGS GRP	862,829	0.03%	99.37%
124	L	83836	SELECTED FUNERAL & LIFE INS CO	838,075	0.03%	99.40%
125	L	60445	SAGICOR LIFE INS CO	790,953	0.03%	99.43%
			TOTAL	2,711,106,846	100.00%	100.00%

Life Insurance Industry
Life/Health and Fraternal Insurers
2022 Market Share Report - Total Premium
Life Insurance

Maine

Rank	Business Type	Group/ Company Code	Group/Company Name	Direct Written Premium	Market Share	Cumulative Market Share
1	L	304	PRUDENTIAL OF AMER GRP	43,587,096	8.18%	8.18%
2	L	435	MASS MUT LIFE INS GRP	36,278,910	6.81%	14.99%
3	L	20	LINCOLN NATL GRP	31,443,592	5.90%	20.89%
4	L	860	NORTHWESTERN MUT GRP	29,574,661	5.55%	26.44%
5	L	241	METROPOLITAN GRP	26,317,756	4.94%	31.37%
6	L	826	NEW YORK LIFE GRP	25,348,226	4.76%	36.13%
7	L	91	HARTFORD FIRE & CAS GRP	23,139,767	4.34%	40.47%
8	L	565	UNUM GRP	20,927,009	3.93%	44.40%
9	L	429	GUARDIAN LIFE GRP	15,339,531	2.88%	47.28%
10	L	176	STATE FARM GRP	14,458,264	2.71%	49.99%
11	L	904	JOHN HANCOCK GRP	13,758,927	2.58%	52.57%
12	L	431	SAMMONS ENTERPRISES GRP	12,641,691	2.37%	54.94%
13	L	458	DAI-ICHI LIFE HOLDINGS INC GRP	9,723,265	1.82%	56.77%
14	L	261	MUTUAL OF OMAHA GRP	9,708,791	1.82%	58.59%
15	L	850	PENN MUT GRP	9,641,931	1.81%	60.40%
16	L	4932	BRIGHTHOUSE HOLDINGS GRP	9,085,150	1.70%	62.10%
17	L	869	MINNESOTA MUT GRP	8,069,527	1.51%	63.62%
18	L	4	AMERIPRISE FIN GRP	7,844,158	1.47%	65.09%
19	L	290	GLOBE LIFE INC GRP	7,770,437	1.46%	66.55%
20	L	468	AEGON US HOLDING GRP	7,636,690	1.43%	67.98%
21	L	12	AMERICAN INTL GRP	7,578,646	1.42%	69.40%
22	L	4011	GENWORTH FIN GRP	7,162,138	1.34%	70.75%
23	L	306	TRUSTAGE GRP	6,805,578	1.28%	72.02%
24	L	709	PACIFIC LIFE GRP	6,695,712	1.26%	73.28%
25	L	1348	MEIJI YASUDA LIFE INS GRP	6,483,012	1.22%	74.50%
26	L	634	NATIONAL LIFE GRP	6,473,012	1.21%	75.71%
27	L	140	NATIONWIDE CORP GRP	6,307,383	1.18%	76.89%
28	L	4853	AAA LIFE GRP	6,020,857	1.13%	78.02%
29	L	4750	PRIMERICA GRP	5,889,341	1.11%	79.13%
30	L	872	BANNER LIFE GRP	5,863,107	1.10%	80.23%
31	L	233	CNO FINANCIAL GRP	5,646,014	1.06%	81.29%
32	L	332	PRINCIPAL FIN GRP	5,569,699	1.05%	82.33%
33	L	57541	MODERN WOODMEN OF AMER	4,646,127	0.87%	83.21%
34	L	4965	EQUITABLE HOLDINGS INC GRP	4,629,694	0.87%	84.07%
35	L	200	UNITED SERV AUTOMOBILE ASSN GRP	4,448,722	0.83%	84.91%
36	L	549	SUN LIFE FINANCIAL INC GRP	4,258,746	0.80%	85.71%
37	L	943	AMERITAS MUT HOLDING GRP	4,255,009	0.80%	86.51%
38	L	4832	VOYA FINANCIAL GRP	4,244,771	0.80%	87.30%
39	L	836	WEST SOUTHERN GRP	3,693,171	0.69%	88.00%
40	L	4553	SAVINGS BANK LIFE GRP	3,686,746	0.69%	88.69%
41	L	58033	KNIGHTS OF COLUMBUS	3,501,229	0.66%	89.34%
42	L	300	HORACE MANN GRP	3,114,142	0.58%	89.93%
43	L	408	BROOKFIELD ASSET MGMT REINS PARTNERS	2,895,923	0.54%	90.47%
44	L	671	ELEVANCE HLTH INC GRP	2,825,754	0.53%	91.00%
45	L	4925	KUVARE GRP	2,610,497	0.49%	91.49%
46	L	5014	EVERLAKE HOLDINGS GRP	2,268,565	0.43%	91.92%
47	L	1216	TIAA FAMILY GRP	2,196,688	0.41%	92.33%
48	L	619	ONEAMERICA FIN PARTNERS GRP	1,822,308	0.34%	92.67%
49	L	704	CONSTELLATION INS HOLDINGS GRP	1,761,310	0.33%	93.00%
50	L	3891	GLOBAL ATLANTIC GRP	1,623,420	0.30%	93.31%
51	L	761	ALLIANZ INS GRP	1,577,398	0.30%	93.60%
52	L	58068	INDEPENDENT ORDER OF FORESTERS US BR	1,475,944	0.28%	93.88%
53	L	4926	TALCOTT HOLDINGS GRP	1,455,378	0.27%	94.15%
54	L	670	FIDELITY NATL FIN INC GRP	1,383,524	0.26%	94.41%
55	L	449	FINANCIAL HOLDINGS GRP	1,367,853	0.26%	94.67%
56	L	56014	THRIVENT FINANCIAL FOR LUTHERANS	1,236,174	0.23%	94.90%
57	L	370	AFLAC GRP	1,220,357	0.23%	95.13%
58	L	4736	GGC GRP	1,208,420	0.23%	95.36%
59	L	4992	RESOLUTION LIFE US HOLDINGS GRP	1,191,703	0.22%	95.58%
60	L	4712	GPM LIFE GRP	1,177,976	0.22%	95.80%
61	L	4855	SUMITOMO LIFE INS GRP	1,176,997	0.22%	96.02%
62	L	1	CVS GRP	1,124,829	0.21%	96.23%
63	L	367	PHYSICIANS MUT GRP	1,059,500	0.20%	96.43%

Life Insurance Industry
Life/Health and Fraternal Insurers
2022 Market Share Report - Total Premium
Life Insurance

Maine

Rank	Business Type	Group/ Company Code	Group/Company Name	Direct Written Premium	Market Share	Cumulative Market Share
64	L	918	JACKSON NATL GRP	1,022,251	0.19%	96.62%
65	L	28	AMICA MUT GRP	886,020	0.17%	96.79%
66	L	581	BOSTON MUT GRP	866,428	0.16%	96.95%
67	L	4213	WILTON RE GRP	815,588	0.15%	97.11%
68	L	3098	TOKIO MARINE HOLDINGS INC GRP	743,215	0.14%	97.25%
69	L	629	PLATEAU GRP	702,276	0.13%	97.38%
70	L	626	CHUBB LTD GRP	688,427	0.13%	97.51%
71	L	65927	LINCOLN HERITAGE LIFE INS CO	645,124	0.12%	97.63%
72	L	901	CIGNA HLTH GRP	626,293	0.12%	97.75%
73	L	588	KANSAS CITY LIFE INS GRP	602,607	0.11%	97.86%
74	L	68772	SECURITY MUT LIFE INS CO OF NY	596,694	0.11%	97.97%
75	L	707	UNITEDHEALTH GRP	576,264	0.11%	98.08%
76	L	7	FEDERATED MUT GRP	554,030	0.10%	98.18%
77	L	8	ALLSTATE INS GRP	476,355	0.09%	98.27%
78	L	5021	ONEMAIN HOLDINGS INC GRP	432,852	0.08%	98.35%
79	L	525	PAN AMER LIFE GRP	428,158	0.08%	98.43%
80	L	63290	FIDELITY LIFE ASSN A LEGAL RESERVE L	424,193	0.08%	98.51%
81	L	77879	5 STAR LIFE INS CO	372,149	0.07%	98.58%
82	L	181	SWISS RE GRP	349,272	0.07%	98.65%
83	L	57657	ROYAL NEIGHBORS OF AMER	346,483	0.07%	98.71%
84	L	4903	CALTON HOLDINGS GRP	342,955	0.06%	98.78%
85	L	344	CHURCH PENSION FUND GRP	334,755	0.06%	98.84%
86	L	244	CINCINNATI FIN GRP	329,399	0.06%	98.90%
87	L	315	INDUSTRIAL ALLIANCE GRP	320,565	0.06%	98.96%
88	L	4862	ASSURITY GRP	318,328	0.06%	99.02%
89	L	4734	APOLLO GLOBAL MGMT GRP	315,850	0.06%	99.08%
90	L	212	ZURICH INS GRP	315,620	0.06%	99.14%
91	L	1309	FRANKENMUTH GRP	290,500	0.05%	99.20%
92	L	56030	CATHOLIC FINANCIAL LIFE	287,516	0.05%	99.25%
93	L	769	GREAT WEST GRP	283,554	0.05%	99.30%
94	L	61212	BALTIMORE LIFE INS CO	216,089	0.04%	99.34%
95	L	535	COLUMBIAN LIFE GRP	213,013	0.04%	99.38%
96	L	11121	UNIFIED LIFE INS CO	201,447	0.04%	99.42%
97	L	661	BCBS OF SC GRP	197,813	0.04%	99.46%
98	L	917	HCSC GRP	179,095	0.03%	99.49%
99	L	4890	SBL HOLDINGS GRP	162,380	0.03%	99.52%
100	L	57487	CATHOLIC ORDER OF FORESTERS	142,062	0.03%	99.55%
101	L	280	AUTO OWNERS GRP	133,580	0.03%	99.57%
102	L	276	TRUSTMARK MUT HOLDING CO GRP	124,149	0.02%	99.60%
103	L	687	GUARANTEE TRUST GRP	116,767	0.02%	99.62%
104	L	781	UNION LABOR GRP	116,689	0.02%	99.64%
105	L	451	FIDELITY SECURITY GRP	114,635	0.02%	99.66%
106	L	1295	CENTENE CORP GRP	110,682	0.02%	99.68%
107	L	58181	SUPREME COUNCIL THE ROYAL ARCANUM	106,724	0.02%	99.70%
108	L	169	SENTRY INS GRP	97,842	0.02%	99.72%
109	L	574	AMERCO CORP GRP	80,441	0.02%	99.74%
110	L	62928	EMC NATL LIFE CO	79,546	0.01%	99.75%
111	L	69310	SURETY LIFE INS CO	76,516	0.01%	99.77%
112	L	3436	LIBERTY LIFE GRP TRUST GRP	74,186	0.01%	99.78%
113	L	1211	NATIONAL GUARDIAN LIFE INS GRP	70,800	0.01%	99.79%
114	L	213	ERIE INS GRP	68,804	0.01%	99.81%
115	L	330	AMERICAN FIDELITY CORP GRP	67,275	0.01%	99.82%
116	L	542	INDIANA FARM BUREAU GRP	62,791	0.01%	99.83%
117	L	473	AMERICAN FAMILY INS GRP	57,282	0.01%	99.84%
118	L	87920	LOCOMOTIVE ENGINEERS & CONDUCTORS MU	55,511	0.01%	99.85%
119	L	93777	REVOL ONE INS CO	55,156	0.01%	99.86%
120	L	63819	UNITY FINANCIAL LIFE INS CO	47,083	0.01%	99.87%
121	L	5026	21ST CENTURY LIFE & HEALTH CO GRP	44,810	0.01%	99.88%
122	L	64580	ILLINOIS MUT LIFE INS CO	44,418	0.01%	99.89%
123	L	350	GENERAL ELECTRIC GRP	43,771	0.01%	99.90%
124	L	50	COUNTRY INS & FIN SERV GRP	41,444	0.01%	99.90%
125	L	150	OLD REPUBLIC GRP	39,974	0.01%	99.91%
			TOTAL	532,940,926	100.00%	100.00%

Life Insurance Industry
Life/Health and Fraternal Insurers
2022 Market Share Report - Total Premium
Life Insurance

Maryland

Rank	Business Type	Group/ Company Code	Group/Company Name	Direct Written Premium	Market Share	Cumulative Market Share
1	L	826	NEW YORK LIFE GRP	243,340,500	7.14%	7.14%
2	L	241	METROPOLITAN GRP	230,679,493	6.76%	13.90%
3	L	304	PRUDENTIAL OF AMER GRP	192,893,868	5.66%	19.56%
4	L	860	NORTHWESTERN MUT GRP	183,555,842	5.38%	24.94%
5	L	468	AEGON US HOLDING GRP	177,115,376	5.19%	30.13%
6	L	20	LINCOLN NATL GRP	160,923,943	4.72%	34.85%
7	L	435	MASS MUT LIFE INS GRP	158,337,847	4.64%	39.49%
8	L	176	STATE FARM GRP	112,565,940	3.30%	42.80%
9	L	140	NATIONWIDE CORP GRP	96,313,748	2.82%	45.62%
10	L	904	JOHN HANCOCK GRP	85,964,784	2.52%	48.14%
11	L	12	AMERICAN INTL GRP	78,736,445	2.31%	50.45%
12	L	429	GUARDIAN LIFE GRP	77,728,157	2.28%	52.73%
13	L	261	MUTUAL OF OMAHA GRP	72,095,784	2.11%	54.84%
14	L	4750	PRIMERICA GRP	71,303,624	2.09%	56.93%
15	L	634	NATIONAL LIFE GRP	64,738,104	1.90%	58.83%
16	L	869	MINNESOTA MUT GRP	59,653,494	1.75%	60.58%
17	L	91	HARTFORD FIRE & CAS GRP	55,490,000	1.63%	62.21%
18	L	290	GLOBE LIFE INC GRP	54,130,543	1.59%	63.80%
19	L	709	PACIFIC LIFE GRP	52,507,848	1.54%	65.34%
20	L	458	DAI-ICHI LIFE HOLDINGS INC GRP	49,776,393	1.46%	66.79%
21	L	431	SAMMONS ENTERPRISES GRP	47,271,578	1.39%	68.18%
22	L	4965	EQUITABLE HOLDINGS INC GRP	43,595,810	1.28%	69.46%
23	L	836	WEST SOUTHERN GRP	42,932,956	1.26%	70.72%
24	L	4932	BRIGHTHOUSE HOLDINGS GRP	39,982,113	1.17%	71.89%
25	L	565	UNUM GRP	39,081,347	1.15%	73.04%
26	L	200	UNITED SERV AUTOMOBILE ASSN GRP	38,456,325	1.13%	74.16%
27	L	332	PRINCIPAL FIN GRP	37,435,527	1.10%	75.26%
28	L	850	PENN MUT GRP	36,408,068	1.07%	76.33%
29	L	872	BANNER LIFE GRP	35,745,664	1.05%	77.38%
30	L	4832	VOYA FINANCIAL GRP	33,822,669	0.99%	78.37%
31	L	306	TRUSTAGE GRP	33,540,822	0.98%	79.35%
32	L	58033	KNIGHTS OF COLUMBUS	29,097,162	0.85%	80.21%
33	L	4011	GENWORTH FIN GRP	26,742,508	0.78%	80.99%
34	L	4926	TALCOTT HOLDINGS GRP	23,551,359	0.69%	81.68%
35	L	213	ERIE INS GRP	23,258,915	0.68%	82.36%
36	L	233	CNO FINANCIAL GRP	23,222,440	0.68%	83.04%
37	L	4925	KUVARE GRP	22,899,139	0.67%	83.72%
38	L	4	AMERIPRISE FIN GRP	21,158,821	0.62%	84.34%
39	L	761	ALLIANZ INS GRP	20,018,447	0.59%	84.92%
40	L	3098	TOKIO MARINE HOLDINGS INC GRP	18,859,438	0.55%	85.48%
41	L	5014	EVERLAKE HOLDINGS GRP	18,592,194	0.55%	86.02%
42	L	1348	MEIJI YASUDA LIFE INS GRP	17,874,198	0.52%	86.55%
43	L	68772	SECURITY MUT LIFE INS CO OF NY	17,536,893	0.51%	87.06%
44	L	704	CONSTELLATION INS HOLDINGS GRP	16,964,046	0.50%	87.56%
45	L	4853	AAA LIFE GRP	16,459,670	0.48%	88.04%
46	L	3891	GLOBAL ATLANTIC GRP	15,652,814	0.46%	88.50%
47	L	56014	THRIVENT FINANCIAL FOR LUTHERANS	15,288,905	0.45%	88.95%
48	L	619	ONEAMERICA FIN PARTNERS GRP	14,953,389	0.44%	89.39%
49	L	408	BROOKFIELD ASSET MGMT REINS PARTNERS	14,780,718	0.43%	89.82%
50	L	212	ZURICH INS GRP	14,725,654	0.43%	90.25%
51	L	65927	LINCOLN HERITAGE LIFE INS CO	14,587,364	0.43%	90.68%
52	L	549	SUN LIFE FINANCIAL INC GRP	13,521,157	0.40%	91.08%
53	L	1211	NATIONAL GUARDIAN LIFE INS GRP	12,882,497	0.38%	91.45%
54	L	1216	TIAA FAMILY GRP	12,547,429	0.37%	91.82%
55	L	58068	INDEPENDENT ORDER OF FORESTERS US BR	12,399,313	0.36%	92.18%
56	L	315	INDUSTRIAL ALLIANCE GRP	12,163,624	0.36%	92.54%
57	L	918	JACKSON NATL GRP	11,715,351	0.34%	92.88%
58	L	4855	SUMITOMO LIFE INS GRP	11,375,288	0.33%	93.22%
59	L	943	AMERITAS MUT HOLDING GRP	10,971,601	0.32%	93.54%
60	L	670	FIDELITY NATL FIN INC GRP	10,665,683	0.31%	93.85%
61	L	707	UNITEDHEALTH GRP	10,349,634	0.30%	94.16%
62	L	215	KEMPER CORP GRP	9,624,935	0.28%	94.44%
63	L	449	FINANCIAL HOLDINGS GRP	9,615,288	0.28%	94.72%

Life Insurance Industry
Life/Health and Fraternal Insurers
2022 Market Share Report - Total Premium
Life Insurance

Maryland

Rank	Business Type	Group/ Company Code	Group/Company Name	Direct Written Premium	Market Share	Cumulative Market Share
64	L	4213	WILTON RE GRP	9,362,665	0.27%	95.00%
65	L	61212	BALTIMORE LIFE INS CO	9,218,457	0.27%	95.27%
66	L	4992	RESOLUTION LIFE US HOLDINGS GRP	7,649,857	0.22%	95.49%
67	L	535	COLUMBIAN LIFE GRP	7,096,892	0.21%	95.70%
68	L	525	PAN AMER LIFE GRP	6,638,176	0.19%	95.89%
69	L	4947	PROSPERITY LIFE INS GRP	6,204,488	0.18%	96.07%
70	L	4736	GGC GRP	6,162,741	0.18%	96.26%
71	L	4955	POWELL INS GRP	5,722,122	0.17%	96.42%
72	L	3527	AMERICAN ENTERPRISE MUT GRP	5,229,815	0.15%	96.58%
73	L	244	CINCINNATI FIN GRP	4,920,158	0.14%	96.72%
74	L	370	AFLAC GRP	4,476,098	0.13%	96.85%
75	L	367	PHYSICIANS MUT GRP	4,444,019	0.13%	96.98%
76	L	63290	FIDELITY LIFE ASSN A LEGAL RESERVE L	4,400,836	0.13%	97.11%
77	L	4553	SAVINGS BANK LIFE GRP	4,379,757	0.13%	97.24%
78	L	330	AMERICAN FIDELITY CORP GRP	4,318,291	0.13%	97.37%
79	L	8	ALLSTATE INS GRP	4,274,525	0.13%	97.49%
80	L	581	BOSTON MUT GRP	4,253,222	0.12%	97.62%
81	L	77879	5 STAR LIFE INS CO	3,660,683	0.11%	97.72%
82	L	4712	GPM LIFE GRP	3,542,155	0.10%	97.83%
83	L	588	KANSAS CITY LIFE INS GRP	3,373,722	0.10%	97.93%
84	L	181	SWISS RE GRP	3,151,029	0.09%	98.02%
85	L	901	CIGNA HLTH GRP	3,146,077	0.09%	98.11%
86	L	769	GREAT WEST GRP	3,077,129	0.09%	98.20%
87	L	626	CHUBB LTD GRP	3,045,159	0.09%	98.29%
88	L	781	UNION LABOR GRP	2,972,048	0.09%	98.38%
89	L	4862	ASSURITY GRP	2,827,855	0.08%	98.46%
90	L	5021	ONEMAIN HOLDINGS INC GRP	2,515,631	0.07%	98.53%
91	L	28	AMICA MUT GRP	2,470,507	0.07%	98.61%
92	L	7	FEDERATED MUT GRP	2,429,223	0.07%	98.68%
93	L	4941	NATIONAL WESTERN LIFE GRP	2,417,611	0.07%	98.75%
94	L	1	CVS GRP	2,390,460	0.07%	98.82%
95	L	801	DIRECTORS INVESTMENT GRP	2,382,986	0.07%	98.89%
96	L	3436	LIBERTY LIFE GRP TRUST GRP	2,203,375	0.06%	98.95%
97	L	4734	APOLLO GLOBAL MGMT GRP	2,147,360	0.06%	99.02%
98	L	542	INDIANA FARM BUREAU GRP	2,145,091	0.06%	99.08%
99	L	64505	HOMESTEADERS LIFE CO	2,134,356	0.06%	99.14%
100	L	57657	ROYAL NEIGHBORS OF AMER	2,033,500	0.06%	99.20%
101	L	60445	SAGICOR LIFE INS CO	1,868,142	0.05%	99.26%
102	L	917	HCSC GRP	1,743,590	0.05%	99.31%
103	L	451	FIDELITY SECURITY GRP	1,527,380	0.04%	99.35%
104	L	300	HORACE MANN GRP	1,509,285	0.04%	99.40%
105	L	276	TRUSTMARK MUT HOLDING CO GRP	1,425,196	0.04%	99.44%
106	L	57320	WOODMEN WORLD LIFE INS SOC	1,287,082	0.04%	99.48%
107	L	64580	ILLINOIS MUT LIFE INS CO	1,248,629	0.04%	99.51%
108	L	4903	CALTON HOLDINGS GRP	1,197,417	0.04%	99.55%
109	L	4718	TIPTREE FIN GRP	1,015,261	0.03%	99.58%
110	L	67180	OHIO STATE LIFE INS CO	924,175	0.03%	99.60%
111	L	687	GUARANTEE TRUST GRP	863,567	0.03%	99.63%
112	L	4890	SBL HOLDINGS GRP	837,620	0.02%	99.65%
113	L	574	AMERCO CORP GRP	732,957	0.02%	99.68%
114	L	344	CHURCH PENSION FUND GRP	614,170	0.02%	99.69%
115	L	690	CENTRAL STATES GRP	581,164	0.02%	99.71%
116	L	69310	SURETY LIFE INS CO	550,365	0.02%	99.73%
117	L	57541	MODERN WOODMEN OF AMER	544,858	0.02%	99.74%
118	L	1117	MANHATTAN LIFE GRP	542,040	0.02%	99.76%
119	L	477	RENAISSANCE HLTH SERV CORP GRP	483,930	0.01%	99.77%
120	L	61921	CITIZENS SECURITY LIFE INS CO	443,020	0.01%	99.79%
121	L	4794	GROUP 1001 INS HOLDINGS GRP	376,172	0.01%	99.80%
122	L	671	ELEVANCE HLTH INC GRP	352,552	0.01%	99.81%
123	L	57142	SONS OF NORWAY	352,549	0.01%	99.82%
124	L	63819	UNITY FINANCIAL LIFE INS CO	298,409	0.01%	99.83%
125	L	93777	REVOL ONE INS CO	294,474	0.01%	99.84%
			TOTAL	3,410,224,700	100.00%	100.00%

Life Insurance Industry
Life/Health and Fraternal Insurers
2022 Market Share Report - Total Premium
Life Insurance

Massachusetts

Rank	Business Type	Group/ Company Code	Group/Company Name	Direct Written Premium	Market Share	Cumulative Market Share
1	L	826	NEW YORK LIFE GRP	401,342,539	9.36%	9.36%
2	L	860	NORTHWESTERN MUT GRP	365,275,719	8.52%	17.88%
3	L	435	MASS MUT LIFE INS GRP	345,298,262	8.05%	25.93%
4	L	241	METROPOLITAN GRP	321,460,743	7.50%	33.42%
5	L	304	PRUDENTIAL OF AMER GRP	271,385,586	6.33%	39.75%
6	L	20	LINCOLN NATL GRP	216,566,377	5.05%	44.80%
7	L	429	GUARDIAN LIFE GRP	179,715,636	4.19%	48.99%
8	L	904	JOHN HANCOCK GRP	162,007,238	3.78%	52.77%
9	L	4553	SAVINGS BANK LIFE GRP	135,145,820	3.15%	55.92%
10	L	140	NATIONWIDE CORP GRP	107,059,093	2.50%	58.42%
11	L	869	MINNESOTA MUT GRP	88,937,642	2.07%	60.49%
12	L	468	AEGON US HOLDING GRP	88,847,022	2.07%	62.56%
13	L	4932	BRIGHTHOUSE HOLDINGS GRP	84,555,409	1.97%	64.53%
14	L	565	UNUM GRP	79,457,776	1.85%	66.39%
15	L	431	SAMMONS ENTERPRISES GRP	73,292,689	1.71%	68.10%
16	L	709	PACIFIC LIFE GRP	63,162,724	1.47%	69.57%
17	L	12	AMERICAN INTL GRP	62,449,118	1.46%	71.02%
18	L	850	PENN MUT GRP	60,541,034	1.41%	72.44%
19	L	261	MUTUAL OF OMAHA GRP	59,292,206	1.38%	73.82%
20	L	332	PRINCIPAL FIN GRP	53,973,786	1.26%	75.08%
21	L	458	DAI-ICHI LIFE HOLDINGS INC GRP	53,315,474	1.24%	76.32%
22	L	290	GLOBE LIFE INC GRP	50,502,278	1.18%	77.50%
23	L	4750	PRIMERICA GRP	50,054,840	1.17%	78.67%
24	L	4	AMERIPRISE FIN GRP	46,624,331	1.09%	79.75%
25	L	549	SUN LIFE FINANCIAL INC GRP	43,939,902	1.02%	80.78%
26	L	4832	VOYA FINANCIAL GRP	43,747,425	1.02%	81.80%
27	L	4965	EQUITABLE HOLDINGS INC GRP	42,365,333	0.99%	82.78%
28	L	872	BANNER LIFE GRP	39,530,591	0.92%	83.71%
29	L	581	BOSTON MUT GRP	37,058,750	0.86%	84.57%
30	L	3098	TOKIO MARINE HOLDINGS INC GRP	35,913,052	0.84%	85.41%
31	L	58033	KNIGHTS OF COLUMBUS	34,242,993	0.80%	86.21%
32	L	4011	GENWORTH FIN GRP	33,534,572	0.78%	86.99%
33	L	91	HARTFORD FIRE & CAS GRP	32,178,838	0.75%	87.74%
34	L	634	NATIONAL LIFE GRP	27,499,060	0.64%	88.38%
35	L	836	WEST SOUTHERN GRP	22,715,189	0.53%	88.91%
36	L	306	TRUSTAGE GRP	22,092,088	0.52%	89.42%
37	L	1348	MEIJI YASUDA LIFE INS GRP	21,918,334	0.51%	89.94%
38	L	761	ALLIANZ INS GRP	21,070,311	0.49%	90.43%
39	L	4855	SUMITOMO LIFE INS GRP	19,865,124	0.46%	90.89%
40	L	1216	TIAA FAMILY GRP	18,226,696	0.43%	91.32%
41	L	200	UNITED SERV AUTOMOBILE ASSN GRP	18,174,027	0.42%	91.74%
42	L	704	CONSTELLATION INS HOLDINGS GRP	17,099,436	0.40%	92.14%
43	L	4853	AAA LIFE GRP	15,327,237	0.36%	92.50%
44	L	535	COLUMBIAN LIFE GRP	14,657,448	0.34%	92.84%
45	L	943	AMERITAS MUT HOLDING GRP	14,651,959	0.34%	93.18%
46	L	28	AMICA MUT GRP	14,030,700	0.33%	93.51%
47	L	3891	GLOBAL ATLANTIC GRP	13,739,117	0.32%	93.83%
48	L	4992	RESOLUTION LIFE US HOLDINGS GRP	12,822,912	0.30%	94.13%
49	L	233	CNO FINANCIAL GRP	12,510,333	0.29%	94.42%
50	L	65927	LINCOLN HERITAGE LIFE INS CO	11,429,790	0.27%	94.68%
51	L	918	JACKSON NATL GRP	10,667,548	0.25%	94.93%
52	L	4736	GGC GRP	10,644,846	0.25%	95.18%
53	L	619	ONEAMERICA FIN PARTNERS GRP	10,515,472	0.25%	95.43%
54	L	276	TRUSTMARK MUT HOLDING CO GRP	9,947,071	0.23%	95.66%
55	L	58068	INDEPENDENT ORDER OF FORESTERS US BR	9,586,828	0.22%	95.88%
56	L	670	FIDELITY NATL FIN INC GRP	9,341,036	0.22%	96.10%
57	L	449	FINANCIAL HOLDINGS GRP	9,242,205	0.22%	96.31%
58	L	408	BROOKFIELD ASSET MGMT REINS PARTNERS	9,201,216	0.21%	96.53%
59	L	4926	TALCOTT HOLDINGS GRP	8,363,421	0.20%	96.72%
60	L	1211	NATIONAL GUARDIAN LIFE INS GRP	7,946,903	0.19%	96.91%
61	L	4925	KUVARE GRP	7,726,498	0.18%	97.09%
62	L	370	AFLAC GRP	7,689,009	0.18%	97.27%
63	L	876	ARKANSAS BCBS GRP	7,180,818	0.17%	97.44%

Life Insurance Industry
Life/Health and Fraternal Insurers
2022 Market Share Report - Total Premium
Life Insurance

Massachusetts

Rank	Business Type	Group/ Company Code	Group/Company Name	Direct Written Premium	Market Share	Cumulative Market Share
64	L	212	ZURICH INS GRP	6,267,478	0.15%	97.58%
65	L	64505	HOMESTEADERS LIFE CO	6,108,144	0.14%	97.72%
66	L	901	CIGNA HLTH GRP	5,993,500	0.14%	97.86%
67	L	56014	THRIVENT FINANCIAL FOR LUTHERANS	5,733,108	0.13%	98.00%
68	L	525	PAN AMER LIFE GRP	5,065,580	0.12%	98.12%
69	L	176	STATE FARM GRP	4,570,640	0.11%	98.22%
70	L	707	UNITEDHEALTH GRP	4,004,128	0.09%	98.32%
71	L	300	HORACE MANN GRP	3,878,852	0.09%	98.41%
72	L	5014	EVERLAKE HOLDINGS GRP	3,436,223	0.08%	98.49%
73	L	4213	WILTON RE GRP	3,194,750	0.07%	98.56%
74	L	315	INDUSTRIAL ALLIANCE GRP	2,989,272	0.07%	98.63%
75	L	63290	FIDELITY LIFE ASSN A LEGAL RESERVE L	2,980,427	0.07%	98.70%
76	L	4955	POWELL INS GRP	2,807,813	0.07%	98.77%
77	L	68772	SECURITY MUT LIFE INS CO OF NY	2,475,779	0.06%	98.82%
78	L	57770	CATHOLIC FRATERNAL LIFE	2,405,074	0.06%	98.88%
79	L	7	FEDERATED MUT GRP	2,223,624	0.05%	98.93%
80	L	626	CHUBB LTD GRP	2,145,030	0.05%	98.98%
81	L	367	PHYSICIANS MUT GRP	2,131,001	0.05%	99.03%
82	L	181	SWISS RE GRP	1,943,081	0.05%	99.08%
83	L	4903	CALTON HOLDINGS GRP	1,908,808	0.04%	99.12%
84	L	244	CINCINNATI FIN GRP	1,714,446	0.04%	99.16%
85	L	330	AMERICAN FIDELITY CORP GRP	1,633,595	0.04%	99.20%
86	L	4862	ASSURITY GRP	1,450,945	0.03%	99.23%
87	L	781	UNION LABOR GRP	1,401,878	0.03%	99.27%
88	L	169	SENTRY INS GRP	1,323,877	0.03%	99.30%
89	L	77879	5 STAR LIFE INS CO	1,312,136	0.03%	99.33%
90	L	981	FIDELITY INVESTMENT INS & ANN GRP	1,311,743	0.03%	99.36%
91	L	4941	NATIONAL WESTERN LIFE GRP	1,306,444	0.03%	99.39%
92	L	8	ALLSTATE INS GRP	1,299,747	0.03%	99.42%
93	L	4734	APOLLO GLOBAL MGMT GRP	1,225,923	0.03%	99.45%
94	L	1	CVS GRP	1,203,983	0.03%	99.48%
95	L	588	KANSAS CITY LIFE INS GRP	1,088,825	0.03%	99.50%
96	L	3527	AMERICAN ENTERPRISE MUT GRP	950,729	0.02%	99.52%
97	L	451	FIDELITY SECURITY GRP	918,782	0.02%	99.54%
98	L	64580	ILLINOIS MUT LIFE INS CO	901,913	0.02%	99.57%
99	L	57541	MODERN WOODMEN OF AMER	850,140	0.02%	99.59%
100	L	23	BCS INS GRP	835,382	0.02%	99.60%
101	L	769	GREAT WEST GRP	830,122	0.02%	99.62%
102	L	801	DIRECTORS INVESTMENT GRP	795,481	0.02%	99.64%
103	L	4712	GPM LIFE GRP	756,304	0.02%	99.66%
104	L	344	CHURCH PENSION FUND GRP	737,349	0.02%	99.68%
105	L	1117	MANHATTAN LIFE GRP	733,512	0.02%	99.69%
106	L	671	ELEVANCE HLTH INC GRP	698,489	0.02%	99.71%
107	L	60216	AMALGAMATED LIFE INS CO	661,334	0.02%	99.73%
108	L	4947	PROSPERITY LIFE INS GRP	653,431	0.02%	99.74%
109	L	11121	UNIFIED LIFE INS CO	548,745	0.01%	99.75%
110	L	4890	SBL HOLDINGS GRP	538,316	0.01%	99.77%
111	L	67180	OHIO STATE LIFE INS CO	532,900	0.01%	99.78%
112	L	542	INDIANA FARM BUREAU GRP	513,788	0.01%	99.79%
113	L	574	AMERCO CORP GRP	489,262	0.01%	99.80%
114	L	60445	SAGICOR LIFE INS CO	485,441	0.01%	99.81%
115	L	473	AMERICAN FAMILY INS GRP	453,763	0.01%	99.82%
116	L	61212	BALTIMORE LIFE INS CO	410,579	0.01%	99.83%
117	L	63819	UNITY FINANCIAL LIFE INS CO	409,855	0.01%	99.84%
118	L	917	HCSC GRP	383,153	0.01%	99.85%
119	L	69310	SURETY LIFE INS CO	382,444	0.01%	99.86%
120	L	4794	GROUP 1001 INS HOLDINGS GRP	379,608	0.01%	99.87%
121	L	56030	CATHOLIC FINANCIAL LIFE	375,197	0.01%	99.88%
122	L	687	GUARANTEE TRUST GRP	349,296	0.01%	99.89%
123	L	477	RENAISSANCE HLTH SERV CORP GRP	320,028	0.01%	99.89%
124	L	5021	ONEMAIN HOLDINGS INC GRP	302,559	0.01%	99.90%
125	L	93777	REVOL ONE INS CO	285,447	0.01%	99.91%
			TOTAL	4,288,607,179	100.00%	100.00%

Life Insurance Industry
Life/Health and Fraternal Insurers
2022 Market Share Report - Total Premium
Life Insurance

Michigan

Rank	Business Type	Group/ Company Code	Group/Company Name	Direct Written Premium	Market Share	Cumulative Market Share
1	L	241	METROPOLITAN GRP	671,718,577	12.56%	12.56%
2	L	860	NORTHWESTERN MUT GRP	367,649,972	6.88%	19.44%
3	L	20	LINCOLN NATL GRP	316,748,250	5.92%	25.36%
4	L	304	PRUDENTIAL OF AMER GRP	229,158,511	4.29%	29.65%
5	L	826	NEW YORK LIFE GRP	215,186,965	4.02%	33.67%
6	L	904	JOHN HANCOCK GRP	182,810,407	3.42%	37.09%
7	L	869	MINNESOTA MUT GRP	174,598,135	3.27%	40.36%
8	L	176	STATE FARM GRP	144,920,926	2.71%	43.07%
9	L	435	MASS MUT LIFE INS GRP	140,195,664	2.62%	45.69%
10	L	140	NATIONWIDE CORP GRP	138,839,420	2.60%	48.28%
11	L	709	PACIFIC LIFE GRP	126,815,527	2.37%	50.66%
12	L	261	MUTUAL OF OMAHA GRP	109,510,944	2.05%	52.70%
13	L	12	AMERICAN INTL GRP	100,509,698	1.88%	54.58%
14	L	4965	EQUITABLE HOLDINGS INC GRP	99,728,380	1.87%	56.45%
15	L	67	MICHIGAN FARM BUREAU GRP	96,172,461	1.80%	58.25%
16	L	458	DAI-ICHI LIFE HOLDINGS INC GRP	93,937,527	1.76%	60.00%
17	L	850	PENN MUT GRP	90,531,262	1.69%	61.70%
18	L	468	AEGON US HOLDING GRP	86,630,823	1.62%	63.32%
19	L	431	SAMMONS ENTERPRISES GRP	84,650,632	1.58%	64.90%
20	L	565	UNUM GRP	79,831,639	1.49%	66.39%
21	L	332	PRINCIPAL FIN GRP	71,565,904	1.34%	67.73%
22	L	290	GLOBE LIFE INC GRP	70,709,154	1.32%	69.05%
23	L	4750	PRIMERICA GRP	69,617,629	1.30%	70.36%
24	L	306	TRUSTAGE GRP	66,178,654	1.24%	71.59%
25	L	4932	BRIGHTHOUSE HOLDINGS GRP	63,742,623	1.19%	72.79%
26	L	56014	THRIVENT FINANCIAL FOR LUTHERANS	60,220,723	1.13%	73.91%
27	L	4736	GGC GRP	59,068,376	1.10%	75.02%
28	L	429	GUARDIAN LIFE GRP	56,697,025	1.06%	76.08%
29	L	91	HARTFORD FIRE & CAS GRP	53,012,571	0.99%	77.07%
30	L	4925	KUVARE GRP	51,677,271	0.97%	78.04%
31	L	4853	AAA LIFE GRP	49,632,211	0.93%	78.96%
32	L	1211	NATIONAL GUARDIAN LIFE INS GRP	49,489,121	0.93%	79.89%
33	L	836	WEST SOUTHERN GRP	46,958,500	0.88%	80.77%
34	L	4832	VOYA FINANCIAL GRP	45,507,662	0.85%	81.62%
35	L	704	CONSTELLATION INS HOLDINGS GRP	45,248,827	0.85%	82.47%
36	L	872	BANNER LIFE GRP	43,304,597	0.81%	83.27%
37	L	549	SUN LIFE FINANCIAL INC GRP	42,978,064	0.80%	84.08%
38	L	233	CNO FINANCIAL GRP	39,818,788	0.74%	84.82%
39	L	4011	GENWORTH FIN GRP	35,775,661	0.67%	85.49%
40	L	4	AMERIPRISE FIN GRP	33,447,213	0.63%	86.12%
41	L	761	ALLIANZ INS GRP	32,856,799	0.61%	86.73%
42	L	58033	KNIGHTS OF COLUMBUS	31,121,042	0.58%	87.31%
43	L	619	ONEAMERICA FIN PARTNERS GRP	31,019,845	0.58%	87.89%
44	L	280	AUTO OWNERS GRP	29,855,323	0.56%	88.45%
45	L	634	NATIONAL LIFE GRP	29,118,608	0.54%	89.00%
46	L	3098	TOKIO MARINE HOLDINGS INC GRP	26,100,526	0.49%	89.49%
47	L	918	JACKSON NATL GRP	26,044,481	0.49%	89.97%
48	L	943	AMERITAS MUT HOLDING GRP	21,182,196	0.40%	90.37%
49	L	4855	SUMITOMO LIFE INS GRP	20,244,279	0.38%	90.75%
50	L	58068	INDEPENDENT ORDER OF FORESTERS US BR	18,868,121	0.35%	91.10%
51	L	4926	TALCOTT HOLDINGS GRP	17,086,696	0.32%	91.42%
52	L	244	CINCINNATI FIN GRP	16,961,900	0.32%	91.74%
53	L	3891	GLOBAL ATLANTIC GRP	16,766,417	0.31%	92.05%
54	L	5014	EVERLAKE HOLDINGS GRP	16,650,961	0.31%	92.36%
55	L	1348	MEIJI YASUDA LIFE INS GRP	16,400,075	0.31%	92.67%
56	L	212	ZURICH INS GRP	16,316,158	0.31%	92.97%
57	L	449	FINANCIAL HOLDINGS GRP	14,034,480	0.26%	93.24%
58	L	408	BROOKFIELD ASSET MGMT REINS PARTNERS	13,702,822	0.26%	93.49%
59	L	4992	RESOLUTION LIFE US HOLDINGS GRP	12,596,914	0.24%	93.73%
60	L	1216	TIAA FAMILY GRP	12,502,843	0.23%	93.96%
61	L	588	KANSAS CITY LIFE INS GRP	12,391,250	0.23%	94.19%
62	L	917	HCSC GRP	12,128,108	0.23%	94.42%
63	L	57541	MODERN WOODMEN OF AMER	11,978,336	0.22%	94.64%

Life Insurance Industry
Life/Health and Fraternal Insurers
2022 Market Share Report - Total Premium
Life Insurance

Michigan

Rank	Business Type	Group/ Company Code	Group/Company Name	Direct Written Premium	Market Share	Cumulative Market Share
64	L	200	UNITED SERV AUTOMOBILE ASSN GRP	11,719,558	0.22%	94.86%
65	L	769	GREAT WEST GRP	11,512,785	0.22%	95.08%
66	L	7	FEDERATED MUT GRP	10,056,428	0.19%	95.27%
67	L	367	PHYSICIANS MUT GRP	9,876,364	0.18%	95.45%
68	L	670	FIDELITY NATL FIN INC GRP	9,779,433	0.18%	95.63%
69	L	315	INDUSTRIAL ALLIANCE GRP	9,521,379	0.18%	95.81%
70	L	68772	SECURITY MUT LIFE INS CO OF NY	8,480,939	0.16%	95.97%
71	L	535	COLUMBIAN LIFE GRP	8,169,064	0.15%	96.12%
72	L	4941	NATIONAL WESTERN LIFE GRP	7,550,291	0.14%	96.27%
73	L	707	UNITEDHEALTH GRP	7,447,740	0.14%	96.40%
74	L	370	AFLAC GRP	7,309,758	0.14%	96.54%
75	L	276	TRUSTMARK MUT HOLDING CO GRP	7,290,872	0.14%	96.68%
76	L	901	CIGNA HLTH GRP	7,041,179	0.13%	96.81%
77	L	215	KEMPER CORP GRP	6,934,315	0.13%	96.94%
78	L	65927	LINCOLN HERITAGE LIFE INS CO	6,822,672	0.13%	97.07%
79	L	4734	APOLLO GLOBAL MGMT GRP	6,713,753	0.13%	97.19%
80	L	153	PEKIN INS GRP	6,672,379	0.12%	97.32%
81	L	525	PAN AMER LIFE GRP	6,581,065	0.12%	97.44%
82	L	4794	GROUP 1001 INS HOLDINGS GRP	5,978,919	0.11%	97.55%
83	L	300	HORACE MANN GRP	5,649,040	0.11%	97.66%
84	L	63290	FIDELITY LIFE ASSN A LEGAL RESERVE L	5,605,256	0.10%	97.76%
85	L	56154	GLEANER LIFE INS SOCIETY	5,367,346	0.10%	97.86%
86	L	4553	SAVINGS BANK LIFE GRP	5,042,528	0.09%	97.96%
87	L	4213	WILTON RE GRP	4,941,305	0.09%	98.05%
88	L	4903	CALTON HOLDINGS GRP	4,613,962	0.09%	98.14%
89	L	57657	ROYAL NEIGHBORS OF AMER	4,511,127	0.08%	98.22%
90	L	181	SWISS RE GRP	3,709,440	0.07%	98.29%
91	L	291	ENCOVA MUT INS GRP	3,675,678	0.07%	98.36%
92	L	61212	BALTIMORE LIFE INS CO	3,528,521	0.07%	98.42%
93	L	4862	ASSURITY GRP	3,162,292	0.06%	98.48%
94	L	5021	ONEMAIN HOLDINGS INC GRP	2,857,882	0.05%	98.54%
95	L	1309	FRANKENMUTH GRP	2,822,539	0.05%	98.59%
96	L	3436	LIBERTY LIFE GRP TRUST GRP	2,810,791	0.05%	98.64%
97	L	1	CVS GRP	2,800,476	0.05%	98.69%
98	L	581	BOSTON MUT GRP	2,719,288	0.05%	98.75%
99	L	64580	ILLINOIS MUT LIFE INS CO	2,684,748	0.05%	98.80%
100	L	64505	HOMESTEADERS LIFE CO	2,670,224	0.05%	98.85%
101	L	4947	PROSPERITY LIFE INS GRP	2,659,282	0.05%	98.90%
102	L	5016	AQUARIAN INS HOLDINGS GRP	2,588,363	0.05%	98.94%
103	L	55	AUTOMOBILE CLUB MI GRP	2,564,934	0.05%	98.99%
104	L	626	CHUBB LTD GRP	2,445,547	0.05%	99.04%
105	L	4712	GPM LIFE GRP	2,409,548	0.05%	99.08%
106	L	542	INDIANA FARM BUREAU GRP	2,375,607	0.04%	99.13%
107	L	330	AMERICAN FIDELITY CORP GRP	2,252,075	0.04%	99.17%
108	L	4955	POWELL INS GRP	2,060,300	0.04%	99.21%
109	L	50	COUNTRY INS & FIN SERV GRP	2,021,303	0.04%	99.25%
110	L	8	ALLSTATE INS GRP	1,946,516	0.04%	99.28%
111	L	56227	KSKJ LIFE	1,922,978	0.04%	99.32%
112	L	60445	SAGICOR LIFE INS CO	1,907,373	0.04%	99.35%
113	L	77879	5 STAR LIFE INS CO	1,846,764	0.03%	99.39%
114	L	23	BCS INS GRP	1,841,600	0.03%	99.42%
115	L	781	UNION LABOR GRP	1,825,455	0.03%	99.46%
116	L	62928	EMC NATL LIFE CO	1,754,910	0.03%	99.49%
117	L	3527	AMERICAN ENTERPRISE MUT GRP	1,458,514	0.03%	99.52%
118	L	574	AMERCO CORP GRP	1,429,890	0.03%	99.54%
119	L	169	SENTRY INS GRP	1,127,543	0.02%	99.56%
120	L	31	BERKSHIRE HATHAWAY GRP	1,077,043	0.02%	99.58%
121	L	28	AMICA MUT GRP	1,057,709	0.02%	99.60%
122	L	687	GUARANTEE TRUST GRP	1,000,490	0.02%	99.62%
123	L	56170	WOMANS LIFE INS SOCIETY	930,069	0.02%	99.64%
124	L	56030	CATHOLIC FINANCIAL LIFE	920,270	0.02%	99.66%
125	L	1117	MANHATTAN LIFE GRP	895,797	0.02%	99.67%
			TOTAL	5,347,078,967	100.00%	100.00%

Life Insurance Industry
Life/Health and Fraternal Insurers
2022 Market Share Report - Total Premium
Life Insurance

Minnesota

Rank	Business Type	Group/ Company Code	Group/Company Name	Direct Written Premium	Market Share	Cumulative Market Share
1	L	20	LINCOLN NATL GRP	572,745,792	10.01%	10.01%
2	L	860	NORTHWESTERN MUT GRP	434,752,856	7.60%	17.61%
3	L	241	METROPOLITAN GRP	326,082,451	5.70%	23.31%
4	L	904	JOHN HANCOCK GRP	312,367,350	5.46%	28.76%
5	L	304	PRUDENTIAL OF AMER GRP	276,877,979	4.84%	33.60%
6	L	140	NATIONWIDE CORP GRP	229,772,429	4.02%	37.62%
7	L	4965	EQUITABLE HOLDINGS INC GRP	210,061,591	3.67%	41.29%
8	L	709	PACIFIC LIFE GRP	198,572,681	3.47%	44.76%
9	L	869	MINNESOTA MUT GRP	192,783,252	3.37%	48.13%
10	L	12	AMERICAN INTL GRP	191,782,208	3.35%	51.48%
11	L	56014	THRIVENT FINANCIAL FOR LUTHERANS	188,477,757	3.29%	54.77%
12	L	4736	GGC GRP	173,626,283	3.03%	57.81%
13	L	826	NEW YORK LIFE GRP	171,578,484	3.00%	60.81%
14	L	176	STATE FARM GRP	130,628,462	2.28%	63.09%
15	L	332	PRINCIPAL FIN GRP	125,103,018	2.19%	65.27%
16	L	4932	BRIGHTHOUSE HOLDINGS GRP	109,156,745	1.91%	67.18%
17	L	458	DAI-ICHI LIFE HOLDINGS INC GRP	99,707,113	1.74%	68.92%
18	L	435	MASS MUT LIFE INS GRP	91,549,304	1.60%	70.52%
19	L	4925	KUVARE GRP	82,310,606	1.44%	71.96%
20	L	431	SAMMONS ENTERPRISES GRP	75,971,547	1.33%	73.29%
21	L	4832	VOYA FINANCIAL GRP	70,746,551	1.24%	74.53%
22	L	4	AMERIPRISE FIN GRP	67,484,694	1.18%	75.71%
23	L	850	PENN MUT GRP	65,625,166	1.15%	76.85%
24	L	429	GUARDIAN LIFE GRP	64,889,922	1.13%	77.99%
25	L	549	SUN LIFE FINANCIAL INC GRP	61,644,641	1.08%	79.06%
26	L	565	UNUM GRP	52,414,684	0.92%	79.98%
27	L	261	MUTUAL OF OMAHA GRP	49,853,242	0.87%	80.85%
28	L	473	AMERICAN FAMILY INS GRP	49,285,135	0.86%	81.71%
29	L	468	AEGON US HOLDING GRP	46,530,167	0.81%	82.53%
30	L	872	BANNER LIFE GRP	44,623,566	0.78%	83.31%
31	L	4011	GENWORTH FIN GRP	43,777,784	0.77%	84.07%
32	L	91	HARTFORD FIRE & CAS GRP	42,105,342	0.74%	84.81%
33	L	212	ZURICH INS GRP	40,695,190	0.71%	85.52%
34	L	408	BROOKFIELD ASSET MGMT REINS PARTNERS	38,299,989	0.67%	86.19%
35	L	836	WEST SOUTHERN GRP	37,950,528	0.66%	86.85%
36	L	634	NATIONAL LIFE GRP	37,716,153	0.66%	87.51%
37	L	1348	MEIJI YASUDA LIFE INS GRP	35,349,310	0.62%	88.13%
38	L	290	GLOBE LIFE INC GRP	33,263,767	0.58%	88.71%
39	L	761	ALLIANZ INS GRP	32,033,504	0.56%	89.27%
40	L	58033	KNIGHTS OF COLUMBUS	31,243,328	0.55%	89.81%
41	L	4750	PRIMERICA GRP	28,551,017	0.50%	90.31%
42	L	4855	SUMITOMO LIFE INS GRP	23,882,525	0.42%	90.73%
43	L	943	AMERITAS MUT HOLDING GRP	21,806,946	0.38%	91.11%
44	L	3891	GLOBAL ATLANTIC GRP	21,303,929	0.37%	91.48%
45	L	513	IOWA FARM BUREAU GRP	20,615,731	0.36%	91.84%
46	L	4926	TALCOTT HOLDINGS GRP	20,288,214	0.35%	92.20%
47	L	306	TRUSTAGE GRP	20,052,461	0.35%	92.55%
48	L	670	FIDELITY NATL FIN INC GRP	19,726,733	0.34%	92.89%
49	L	7	FEDERATED MUT GRP	19,201,679	0.34%	93.23%
50	L	619	ONEAMERICA FIN PARTNERS GRP	19,182,910	0.34%	93.57%
51	L	801	DIRECTORS INVESTMENT GRP	17,319,082	0.30%	93.87%
52	L	1211	NATIONAL GUARDIAN LIFE INS GRP	14,424,983	0.25%	94.12%
53	L	50	COUNTRY INS & FIN SERV GRP	13,864,868	0.24%	94.36%
54	L	704	CONSTELLATION INS HOLDINGS GRP	13,697,310	0.24%	94.60%
55	L	233	CNO FINANCIAL GRP	13,275,234	0.23%	94.83%
56	L	4853	AAA LIFE GRP	13,120,255	0.23%	95.06%
57	L	280	AUTO OWNERS GRP	12,627,847	0.22%	95.28%
58	L	244	CINCINNATI FIN GRP	12,127,189	0.21%	95.50%
59	L	2878	UNITED HERITAGE MUT GRP	12,119,224	0.21%	95.71%
60	L	57053	CATHOLIC UNITED FINANCIAL	12,003,011	0.21%	95.92%
61	L	300	HORACE MANN GRP	11,774,497	0.21%	96.12%
62	L	4992	RESOLUTION LIFE US HOLDINGS GRP	11,216,534	0.20%	96.32%
63	L	4734	APOLLO GLOBAL MGMT GRP	10,994,691	0.19%	96.51%

Life Insurance Industry
Life/Health and Fraternal Insurers
2022 Market Share Report - Total Premium
Life Insurance

Minnesota

Rank	Business Type	Group/ Company Code	Group/Company Name	Direct Written Premium	Market Share	Cumulative Market Share
64	L	769	GREAT WEST GRP	10,858,728	0.19%	96.70%
65	L	200	UNITED SERV AUTOMOBILE ASSN GRP	10,313,898	0.18%	96.88%
66	L	3527	AMERICAN ENTERPRISE MUT GRP	8,957,630	0.16%	97.04%
67	L	525	PAN AMER LIFE GRP	8,913,421	0.16%	97.19%
68	L	4941	NATIONAL WESTERN LIFE GRP	8,801,830	0.15%	97.35%
69	L	918	JACKSON NATL GRP	8,453,657	0.15%	97.49%
70	L	68772	SECURITY MUT LIFE INS CO OF NY	7,056,330	0.12%	97.62%
71	L	58068	INDEPENDENT ORDER OF FORESTERS US BR	7,010,407	0.12%	97.74%
72	L	901	CIGNA HLTH GRP	6,504,667	0.11%	97.85%
73	L	4903	CALTON HOLDINGS GRP	6,303,505	0.11%	97.96%
74	L	84174	ELCO MUT LIFE & ANN	5,994,883	0.10%	98.07%
75	L	57541	MODERN WOODMEN OF AMER	5,914,525	0.10%	98.17%
76	L	5014	EVERLAKE HOLDINGS GRP	5,754,953	0.10%	98.27%
77	L	1216	TIAA FAMILY GRP	5,088,998	0.09%	98.36%
78	L	64505	HOMESTEADERS LIFE CO	5,027,836	0.09%	98.45%
79	L	449	FINANCIAL HOLDINGS GRP	4,344,377	0.08%	98.53%
80	L	3098	TOKIO MARINE HOLDINGS INC GRP	4,237,736	0.07%	98.60%
81	L	370	AFLAC GRP	4,055,492	0.07%	98.67%
82	L	4794	GROUP 1001 INS HOLDINGS GRP	3,772,216	0.07%	98.74%
83	L	588	KANSAS CITY LIFE INS GRP	3,499,065	0.06%	98.80%
84	L	57487	CATHOLIC ORDER OF FORESTERS	3,460,126	0.06%	98.86%
85	L	876	ARKANSAS BCBS GRP	3,278,097	0.06%	98.92%
86	L	62928	EMC NATL LIFE CO	3,220,421	0.06%	98.97%
87	L	56030	CATHOLIC FINANCIAL LIFE	3,117,216	0.05%	99.03%
88	L	4862	ASSURITY GRP	3,003,355	0.05%	99.08%
89	L	315	INDUSTRIAL ALLIANCE GRP	2,900,199	0.05%	99.13%
90	L	4213	WILTON RE GRP	2,656,368	0.05%	99.18%
91	L	63290	FIDELITY LIFE ASSN A LEGAL RESERVE L	2,370,706	0.04%	99.22%
92	L	57657	ROYAL NEIGHBORS OF AMER	2,283,300	0.04%	99.26%
93	L	58017	BETTERLIFE	2,242,720	0.04%	99.30%
94	L	65927	LINCOLN HERITAGE LIFE INS CO	2,069,436	0.04%	99.33%
95	L	57142	SONS OF NORWAY	2,058,310	0.04%	99.37%
96	L	64580	ILLINOIS MUT LIFE INS CO	2,021,184	0.04%	99.40%
97	L	615	BENEFICIAL LIFE GRP	1,865,148	0.03%	99.44%
98	L	4553	SAVINGS BANK LIFE GRP	1,598,585	0.03%	99.46%
99	L	707	UNITEDHEALTH GRP	1,593,916	0.03%	99.49%
100	L	60445	SAGICOR LIFE INS CO	1,525,933	0.03%	99.52%
101	L	626	CHUBB LTD GRP	1,503,486	0.03%	99.55%
102	L	181	SWISS RE GRP	1,443,020	0.03%	99.57%
103	L	8	ALLSTATE INS GRP	1,304,538	0.02%	99.59%
104	L	5021	ONEMAIN HOLDINGS INC GRP	1,184,680	0.02%	99.61%
105	L	276	TRUSTMARK MUT HOLDING CO GRP	1,122,053	0.02%	99.63%
106	L	535	COLUMBIAN LIFE GRP	1,071,532	0.02%	99.65%
107	L	781	UNION LABOR GRP	1,066,300	0.02%	99.67%
108	L	4890	SBL HOLDINGS GRP	1,008,166	0.02%	99.69%
109	L	28	AMICA MUT GRP	881,687	0.02%	99.70%
110	L	60216	AMALGAMATED LIFE INS CO	828,658	0.01%	99.72%
111	L	56227	KSKJ LIFE	743,523	0.01%	99.73%
112	L	61212	BALTIMORE LIFE INS CO	693,400	0.01%	99.74%
113	L	169	SENTRY INS GRP	650,829	0.01%	99.75%
114	L	1	CVS GRP	644,421	0.01%	99.77%
115	L	153	PEKIN INS GRP	601,561	0.01%	99.78%
116	L	60542	AMERICAN HOME LIFE INS CO	582,164	0.01%	99.79%
117	L	4947	PROSPERITY LIFE INS GRP	574,482	0.01%	99.80%
118	L	451	FIDELITY SECURITY GRP	567,034	0.01%	99.81%
119	L	574	AMERCO CORP GRP	478,575	0.01%	99.82%
120	L	661	BCBS OF SC GRP	472,843	0.01%	99.82%
121	L	57568	1891 FINANCIAL LIFE	460,713	0.01%	99.83%
122	L	77879	5 STAR LIFE INS CO	448,767	0.01%	99.84%
123	L	69132	STATE MUT INS CO	437,246	0.01%	99.85%
124	L	4955	POWELL INS GRP	425,065	0.01%	99.85%
125	L	671	ELEVANCE HLTH INC GRP	421,513	0.01%	99.86%
			TOTAL	5,722,274,187	100.00%	100.00%

Life Insurance Industry
Life/Health and Fraternal Insurers
2022 Market Share Report - Total Premium
Life Insurance

Mississippi

Rank	Business Type	Group/ Company Code	Group/Company Name	Direct Written Premium	Market Share	Cumulative Market Share
1	L	68896	SOUTHERN FARM BUREAU LIFE INS CO	90,248,078	6.05%	6.05%
2	L	826	NEW YORK LIFE GRP	90,217,350	6.05%	12.09%
3	L	860	NORTHWESTERN MUT GRP	84,953,365	5.69%	17.79%
4	L	435	MASS MUT LIFE INS GRP	76,950,563	5.16%	22.94%
5	L	176	STATE FARM GRP	75,395,076	5.05%	27.99%
6	L	241	METROPOLITAN GRP	60,710,656	4.07%	32.06%
7	L	304	PRUDENTIAL OF AMER GRP	52,441,828	3.51%	35.58%
8	L	290	GLOBE LIFE INC GRP	52,013,363	3.49%	39.06%
9	L	4750	PRIMERICA GRP	47,257,479	3.17%	42.23%
10	L	20	LINCOLN NATL GRP	45,273,329	3.03%	45.26%
11	L	869	MINNESOTA MUT GRP	38,802,391	2.60%	47.86%
12	L	565	UNUM GRP	36,139,174	2.42%	50.28%
13	L	261	MUTUAL OF OMAHA GRP	35,378,619	2.37%	52.66%
14	L	468	AEGON US HOLDING GRP	33,091,999	2.22%	54.87%
15	L	458	DAI-ICHI LIFE HOLDINGS INC GRP	29,905,478	2.00%	56.88%
16	L	215	KEMPER CORP GRP	26,281,407	1.76%	58.64%
17	L	431	SAMMONS ENTERPRISES GRP	25,770,527	1.73%	60.36%
18	L	429	GUARDIAN LIFE GRP	25,018,169	1.68%	62.04%
19	L	306	TRUSTAGE GRP	22,567,535	1.51%	63.55%
20	L	12	AMERICAN INTL GRP	22,436,019	1.50%	65.06%
21	L	904	JOHN HANCOCK GRP	19,921,941	1.33%	66.39%
22	L	709	PACIFIC LIFE GRP	19,921,832	1.33%	67.73%
23	L	4213	WILTON RE GRP	16,349,367	1.10%	68.82%
24	L	140	NATIONWIDE CORP GRP	16,018,762	1.07%	69.90%
25	L	5	ALFA INS GRP	14,479,904	0.97%	70.87%
26	L	4932	BRIGHTHOUSE HOLDINGS GRP	12,052,116	0.81%	71.67%
27	L	65927	LINCOLN HERITAGE LIFE INS CO	11,630,381	0.78%	72.45%
28	L	57320	WOODMEN WORLD LIFE INS SOC	11,372,077	0.76%	73.22%
29	L	4965	EQUITABLE HOLDINGS INC GRP	11,355,922	0.76%	73.98%
30	L	91	HARTFORD FIRE & CAS GRP	10,922,844	0.73%	74.71%
31	L	57541	MODERN WOODMEN OF AMER	10,726,850	0.72%	75.43%
32	L	4011	GENWORTH FIN GRP	10,484,477	0.70%	76.13%
33	L	454	SECURITY NATL GRP	10,274,044	0.69%	76.82%
34	L	836	WEST SOUTHERN GRP	10,091,216	0.68%	77.49%
35	L	408	BROOKFIELD ASSET MGMT REINS PARTNERS	10,000,984	0.67%	78.16%
36	L	3891	GLOBAL ATLANTIC GRP	9,583,493	0.64%	78.81%
37	L	315	INDUSTRIAL ALLIANCE GRP	9,561,582	0.64%	79.45%
38	L	872	BANNER LIFE GRP	9,498,940	0.64%	80.08%
39	L	123	SHELTER INS GRP	9,084,423	0.61%	80.69%
40	L	370	AFLAC GRP	8,708,154	0.58%	81.28%
41	L	4718	TIPTREE FIN GRP	8,705,504	0.58%	81.86%
42	L	233	CNO FINANCIAL GRP	8,430,047	0.56%	82.42%
43	L	332	PRINCIPAL FIN GRP	8,113,046	0.54%	82.97%
44	L	549	SUN LIFE FINANCIAL INC GRP	8,098,021	0.54%	83.51%
45	L	1211	NATIONAL GUARDIAN LIFE INS GRP	7,836,288	0.53%	84.04%
46	L	58068	INDEPENDENT ORDER OF FORESTERS US BR	7,612,702	0.51%	84.55%
47	L	4832	VOYA FINANCIAL GRP	7,550,205	0.51%	85.05%
48	L	619	ONEAMERICA FIN PARTNERS GRP	6,962,239	0.47%	85.52%
49	L	4925	KUVARE GRP	6,681,117	0.45%	85.97%
50	L	634	NATIONAL LIFE GRP	6,600,086	0.44%	86.41%
51	L	330	AMERICAN FIDELITY CORP GRP	6,570,860	0.44%	86.85%
52	L	3436	LIBERTY LIFE GRP TRUST GRP	6,363,295	0.43%	87.28%
53	L	850	PENN MUT GRP	6,338,478	0.42%	87.70%
54	L	200	UNITED SERV AUTOMOBILE ASSN GRP	6,248,493	0.42%	88.12%
55	L	801	DIRECTORS INVESTMENT GRP	6,231,645	0.42%	88.54%
56	L	769	GREAT WEST GRP	6,027,366	0.40%	88.94%
57	L	5014	EVERLAKE HOLDINGS GRP	5,924,408	0.40%	89.34%
58	L	707	UNITEDHEALTH GRP	5,785,146	0.39%	89.72%
59	L	943	AMERITAS MUT HOLDING GRP	5,540,493	0.37%	90.10%
60	L	704	CONSTELLATION INS HOLDINGS GRP	5,102,597	0.34%	90.44%
61	L	8	ALLSTATE INS GRP	4,823,413	0.32%	90.76%
62	L	58033	KNIGHTS OF COLUMBUS	4,688,552	0.31%	91.08%
63	L	1126	MISSISSIPPI INS GRP	4,580,023	0.31%	91.38%

Life Insurance Industry
Life/Health and Fraternal Insurers
2022 Market Share Report - Total Premium
Life Insurance

Mississippi

Rank	Business Type	Group/ Company Code	Group/Company Name	Direct Written Premium	Market Share	Cumulative Market Share
64	L	918	JACKSON NATL GRP	4,552,213	0.31%	91.69%
65	L	4926	TALCOTT HOLDINGS GRP	4,412,397	0.30%	91.98%
66	L	588	KANSAS CITY LIFE INS GRP	4,246,366	0.28%	92.27%
67	L	4853	AAA LIFE GRP	4,173,620	0.28%	92.55%
68	L	761	ALLIANZ INS GRP	3,982,664	0.27%	92.81%
69	L	367	PHYSICIANS MUT GRP	3,981,687	0.27%	93.08%
70	L	5021	ONEMAIN HOLDINGS INC GRP	3,892,855	0.26%	93.34%
71	L	641	FIRST TOWER GRP	3,745,810	0.25%	93.59%
72	L	64505	HOMESTEADERS LIFE CO	3,697,806	0.25%	93.84%
73	L	670	FIDELITY NATL FIN INC GRP	3,674,353	0.25%	94.09%
74	L	77879	5 STAR LIFE INS CO	3,639,277	0.24%	94.33%
75	L	4736	GGC GRP	3,580,700	0.24%	94.57%
76	L	4941	NATIONAL WESTERN LIFE GRP	3,438,787	0.23%	94.80%
77	L	4855	SUMITOMO LIFE INS GRP	3,083,901	0.21%	95.01%
78	L	212	ZURICH INS GRP	2,737,275	0.18%	95.19%
79	L	4	AMERIPRISE FIN GRP	2,437,943	0.16%	95.35%
80	L	3527	AMERICAN ENTERPRISE MUT GRP	2,418,442	0.16%	95.52%
81	L	63290	FIDELITY LIFE ASSN A LEGAL RESERVE L	2,360,874	0.16%	95.67%
82	L	948	GULF GUARANTY GRP	2,320,656	0.16%	95.83%
83	L	626	CHUBB LTD GRP	2,255,929	0.15%	95.98%
84	L	449	FINANCIAL HOLDINGS GRP	2,214,456	0.15%	96.13%
85	L	7	FEDERATED MUT GRP	2,188,092	0.15%	96.28%
86	L	581	BOSTON MUT GRP	2,157,325	0.14%	96.42%
87	L	244	CINCINNATI FIN GRP	2,073,156	0.14%	96.56%
88	L	181	SWISS RE GRP	2,008,948	0.13%	96.69%
89	L	4955	POWELL INS GRP	1,963,956	0.13%	96.83%
90	L	56014	THRIVENT FINANCIAL FOR LUTHERANS	1,927,975	0.13%	96.96%
91	L	612	CITIZENS GRP	1,915,447	0.13%	97.08%
92	L	629	PLATEAU GRP	1,714,009	0.11%	97.20%
93	L	4947	PROSPERITY LIFE INS GRP	1,681,786	0.11%	97.31%
94	L	57657	ROYAL NEIGHBORS OF AMER	1,647,558	0.11%	97.42%
95	L	901	CIGNA HLTH GRP	1,617,756	0.11%	97.53%
96	L	4712	GPM LIFE GRP	1,557,912	0.10%	97.63%
97	L	62928	EMC NATL LIFE CO	1,553,415	0.10%	97.74%
98	L	63819	UNITY FINANCIAL LIFE INS CO	1,531,848	0.10%	97.84%
99	L	1348	MEIJI YASUDA LIFE INS GRP	1,380,574	0.09%	97.93%
100	L	276	TRUSTMARK MUT HOLDING CO GRP	1,329,434	0.09%	98.02%
101	L	4992	RESOLUTION LIFE US HOLDINGS GRP	1,309,440	0.09%	98.11%
102	L	67	MICHIGAN FARM BUREAU GRP	1,306,136	0.09%	98.20%
103	L	4903	CALTON HOLDINGS GRP	1,211,579	0.08%	98.28%
104	L	83836	SELECTED FUNERAL & LIFE INS CO	1,028,946	0.07%	98.35%
105	L	4553	SAVINGS BANK LIFE GRP	997,826	0.07%	98.42%
106	L	525	PAN AMER LIFE GRP	954,332	0.06%	98.48%
107	L	65412	LIFE INS CO OF AL	905,031	0.06%	98.54%
108	L	3098	TOKIO MARINE HOLDINGS INC GRP	846,403	0.06%	98.60%
109	L	690	CENTRAL STATES GRP	834,406	0.06%	98.65%
110	L	1	CVS GRP	830,682	0.06%	98.71%
111	L	4824	ADVANTAGE CAPITAL GRP	814,823	0.05%	98.76%
112	L	542	INDIANA FARM BUREAU GRP	760,887	0.05%	98.81%
113	L	61212	BALTIMORE LIFE INS CO	730,195	0.05%	98.86%
114	L	1216	TIAA FAMILY GRP	715,820	0.05%	98.91%
115	L	4862	ASSURITY GRP	706,465	0.05%	98.96%
116	L	75337	FAMILY SECURITY LIFE INS CO INC	692,428	0.05%	99.00%
117	L	64580	ILLINOIS MUT LIFE INS CO	682,981	0.05%	99.05%
118	L	4734	APOLLO GLOBAL MGMT GRP	681,239	0.05%	99.10%
119	L	1117	MANHATTAN LIFE GRP	672,384	0.05%	99.14%
120	L	300	HORACE MANN GRP	623,020	0.04%	99.18%
121	L	687	GUARANTEE TRUST GRP	598,787	0.04%	99.22%
122	L	68772	SECURITY MUT LIFE INS CO OF NY	560,506	0.04%	99.26%
123	L	917	HCSC GRP	496,530	0.03%	99.29%
124	L	4890	SBL HOLDINGS GRP	463,933	0.03%	99.32%
125	L	587	ATLANTIC AMER GRP	461,631	0.03%	99.36%
			TOTAL	1,492,308,260	100.00%	100.00%

Life Insurance Industry
Life/Health and Fraternal Insurers
2022 Market Share Report - Total Premium
Life Insurance

Missouri

Rank	Business Type	Group/ Company Code	Group/Company Name	Direct Written Premium	Market Share	Cumulative Market Share
1	L	860	NORTHWESTERN MUT GRP	301,333,302	9.10%	9.10%
2	L	241	METROPOLITAN GRP	242,354,026	7.32%	16.43%
3	L	304	PRUDENTIAL OF AMER GRP	159,272,310	4.81%	21.24%
4	L	826	NEW YORK LIFE GRP	154,302,846	4.66%	25.90%
5	L	20	LINCOLN NATL GRP	147,072,028	4.44%	30.34%
6	L	176	STATE FARM GRP	140,201,746	4.24%	34.58%
7	L	869	MINNESOTA MUT GRP	111,400,600	3.37%	37.95%
8	L	435	MASS MUT LIFE INS GRP	85,585,652	2.59%	40.53%
9	L	709	PACIFIC LIFE GRP	80,540,038	2.43%	42.97%
10	L	140	NATIONWIDE CORP GRP	71,258,372	2.15%	45.12%
11	L	261	MUTUAL OF OMAHA GRP	69,461,913	2.10%	47.22%
12	L	332	PRINCIPAL FIN GRP	69,127,767	2.09%	49.31%
13	L	904	JOHN HANCOCK GRP	66,309,408	2.00%	51.31%
14	L	458	DAI-ICHI LIFE HOLDINGS INC GRP	64,065,057	1.94%	53.24%
15	L	473	AMERICAN FAMILY INS GRP	56,353,048	1.70%	54.95%
16	L	290	GLOBE LIFE INC GRP	56,252,596	1.70%	56.65%
17	L	212	ZURICH INS GRP	55,675,541	1.68%	58.33%
18	L	468	AEGON US HOLDING GRP	53,617,949	1.62%	59.95%
19	L	836	WEST SOUTHERN GRP	49,502,422	1.50%	61.44%
20	L	56014	THRIVENT FINANCIAL FOR LUTHERANS	48,570,346	1.47%	62.91%
21	L	431	SAMMONS ENTERPRISES GRP	46,746,876	1.41%	64.32%
22	L	12	AMERICAN INTL GRP	46,203,445	1.40%	65.72%
23	L	514	MISSOURI FARM BUREAU GRP	43,501,673	1.31%	67.03%
24	L	565	UNUM GRP	41,477,954	1.25%	68.29%
25	L	429	GUARDIAN LIFE GRP	41,233,651	1.25%	69.53%
26	L	1348	MEIJI YASUDA LIFE INS GRP	40,462,643	1.22%	70.76%
27	L	4750	PRIMERICA GRP	39,523,996	1.19%	71.95%
28	L	58033	KNIGHTS OF COLUMBUS	39,011,819	1.18%	73.13%
29	L	123	SHELTER INS GRP	34,326,423	1.04%	74.17%
30	L	91	HARTFORD FIRE & CAS GRP	32,227,514	0.97%	75.14%
31	L	4832	VOYA FINANCIAL GRP	29,721,295	0.90%	76.04%
32	L	4965	EQUITABLE HOLDINGS INC GRP	28,074,532	0.85%	76.89%
33	L	872	BANNER LIFE GRP	27,319,180	0.83%	77.71%
34	L	4932	BRIGHTHOUSE HOLDINGS GRP	27,106,051	0.82%	78.53%
35	L	549	SUN LIFE FINANCIAL INC GRP	25,000,858	0.76%	79.29%
36	L	306	TRUSTAGE GRP	24,563,291	0.74%	80.03%
37	L	4011	GENWORTH FIN GRP	23,810,770	0.72%	80.75%
38	L	850	PENN MUT GRP	23,297,156	0.70%	81.45%
39	L	619	ONEAMERICA FIN PARTNERS GRP	22,181,218	0.67%	82.12%
40	L	634	NATIONAL LIFE GRP	21,357,263	0.65%	82.77%
41	L	761	ALLIANZ INS GRP	21,057,053	0.64%	83.40%
42	L	233	CNO FINANCIAL GRP	20,685,710	0.62%	84.03%
43	L	4941	NATIONAL WESTERN LIFE GRP	19,004,707	0.57%	84.60%
44	L	588	KANSAS CITY LIFE INS GRP	17,832,642	0.54%	85.14%
45	L	4853	AAA LIFE GRP	17,766,929	0.54%	85.68%
46	L	4926	TALCOTT HOLDINGS GRP	16,911,360	0.51%	86.19%
47	L	4855	SUMITOMO LIFE INS GRP	16,263,019	0.49%	86.68%
48	L	704	CONSTELLATION INS HOLDINGS GRP	15,945,450	0.48%	87.16%
49	L	4925	KUVARE GRP	15,715,980	0.47%	87.64%
50	L	408	BROOKFIELD ASSET MGMT REINS PARTNERS	15,527,713	0.47%	88.11%
51	L	3891	GLOBAL ATLANTIC GRP	13,669,755	0.41%	88.52%
52	L	707	UNITEDHEALTH GRP	13,066,210	0.39%	88.91%
53	L	918	JACKSON NATL GRP	12,935,440	0.39%	89.30%
54	L	4	AMERIPRISE FIN GRP	12,815,338	0.39%	89.69%
55	L	200	UNITED SERV AUTOMOBILE ASSN GRP	11,837,117	0.36%	90.05%
56	L	244	CINCINNATI FIN GRP	11,762,908	0.36%	90.40%
57	L	4992	RESOLUTION LIFE US HOLDINGS GRP	11,506,143	0.35%	90.75%
58	L	7	FEDERATED MUT GRP	10,867,494	0.33%	91.08%
59	L	4736	GGC GRP	10,318,687	0.31%	91.39%
60	L	769	GREAT WEST GRP	9,892,673	0.30%	91.69%
61	L	215	KEMPER CORP GRP	9,703,180	0.29%	91.98%
62	L	58068	INDEPENDENT ORDER OF FORESTERS US BR	9,663,441	0.29%	92.28%
63	L	50	COUNTRY INS & FIN SERV GRP	9,559,970	0.29%	92.57%

Life Insurance Industry
Life/Health and Fraternal Insurers
2022 Market Share Report - Total Premium
Life Insurance

Missouri

Rank	Business Type	Group/ Company Code	Group/Company Name	Direct Written Premium	Market Share	Cumulative Market Share
64	L	449	FINANCIAL HOLDINGS GRP	9,080,601	0.27%	92.84%
65	L	64505	HOMESTEADERS LIFE CO	8,879,079	0.27%	93.11%
66	L	3098	TOKIO MARINE HOLDINGS INC GRP	8,798,909	0.27%	93.37%
67	L	671	ELEVANCE HLTH INC GRP	8,414,463	0.25%	93.63%
68	L	1211	NATIONAL GUARDIAN LIFE INS GRP	8,278,476	0.25%	93.88%
69	L	8	ALLSTATE INS GRP	8,167,712	0.25%	94.12%
70	L	943	AMERITAS MUT HOLDING GRP	7,692,838	0.23%	94.36%
71	L	315	INDUSTRIAL ALLIANCE GRP	7,687,931	0.23%	94.59%
72	L	65927	LINCOLN HERITAGE LIFE INS CO	7,624,603	0.23%	94.82%
73	L	1216	TIAA FAMILY GRP	7,601,971	0.23%	95.05%
74	L	57541	MODERN WOODMEN OF AMER	6,857,924	0.21%	95.26%
75	L	5014	EVERLAKE HOLDINGS GRP	6,621,719	0.20%	95.46%
76	L	4213	WILTON RE GRP	6,296,729	0.19%	95.65%
77	L	367	PHYSICIANS MUT GRP	5,722,538	0.17%	95.82%
78	L	581	BOSTON MUT GRP	5,366,936	0.16%	95.98%
79	L	670	FIDELITY NATL FIN INC GRP	5,324,650	0.16%	96.14%
80	L	370	AFLAC GRP	5,279,015	0.16%	96.30%
81	L	3527	AMERICAN ENTERPRISE MUT GRP	5,171,925	0.16%	96.46%
82	L	57770	CATHOLIC FRATERNAL LIFE	4,700,446	0.14%	96.60%
83	L	330	AMERICAN FIDELITY CORP GRP	4,675,296	0.14%	96.74%
84	L	77879	5 STAR LIFE INS CO	4,605,173	0.14%	96.88%
85	L	60216	AMALGAMATED LIFE INS CO	4,502,496	0.14%	97.02%
86	L	62928	EMC NATL LIFE CO	3,836,542	0.12%	97.13%
87	L	535	COLUMBIAN LIFE GRP	3,360,322	0.10%	97.23%
88	L	4553	SAVINGS BANK LIFE GRP	3,345,619	0.10%	97.34%
89	L	280	AUTO OWNERS GRP	3,279,046	0.10%	97.43%
90	L	901	CIGNA HLTH GRP	3,240,007	0.10%	97.53%
91	L	276	TRUSTMARK MUT HOLDING CO GRP	3,182,215	0.10%	97.63%
92	L	63290	FIDELITY LIFE ASSN A LEGAL RESERVE L	3,121,498	0.09%	97.72%
93	L	181	SWISS RE GRP	3,051,711	0.09%	97.82%
94	L	525	PAN AMER LIFE GRP	2,986,298	0.09%	97.91%
95	L	4734	APOLLO GLOBAL MGMT GRP	2,880,889	0.09%	97.99%
96	L	626	CHUBB LTD GRP	2,596,199	0.08%	98.07%
97	L	57657	ROYAL NEIGHBORS OF AMER	2,390,998	0.07%	98.14%
98	L	801	DIRECTORS INVESTMENT GRP	2,381,606	0.07%	98.22%
99	L	4862	ASSURITY GRP	2,379,002	0.07%	98.29%
100	L	5021	ONEMAIN HOLDINGS INC GRP	2,336,324	0.07%	98.36%
101	L	4955	POWELL INS GRP	2,026,808	0.06%	98.42%
102	L	1	CVS GRP	1,959,483	0.06%	98.48%
103	L	4718	TIPTREE FIN GRP	1,908,553	0.06%	98.54%
104	L	4903	CALTON HOLDINGS GRP	1,846,520	0.06%	98.59%
105	L	68772	SECURITY MUT LIFE INS CO OF NY	1,836,020	0.06%	98.65%
106	L	153	PEKIN INS GRP	1,790,571	0.05%	98.70%
107	L	542	INDIANA FARM BUREAU GRP	1,729,963	0.05%	98.75%
108	L	574	AMERCO CORP GRP	1,660,252	0.05%	98.80%
109	L	4752	GREGG E ZAHN GRP	1,561,917	0.05%	98.85%
110	L	2878	UNITED HERITAGE MUT GRP	1,509,010	0.05%	98.90%
111	L	4712	GPM LIFE GRP	1,479,109	0.04%	98.94%
112	L	60542	AMERICAN HOME LIFE INS CO	1,449,350	0.04%	98.98%
113	L	876	ARKANSAS BCBS GRP	1,402,230	0.04%	99.03%
114	L	300	HORACE MANN GRP	1,401,831	0.04%	99.07%
115	L	57320	WOODMEN WORLD LIFE INS SOC	1,395,836	0.04%	99.11%
116	L	4947	PROSPERITY LIFE INS GRP	1,368,452	0.04%	99.15%
117	L	64580	ILLINOIS MUT LIFE INS CO	1,364,074	0.04%	99.19%
118	L	454	SECURITY NATL GRP	1,206,462	0.04%	99.23%
119	L	60445	SAGICOR LIFE INS CO	1,178,350	0.04%	99.27%
120	L	61212	BALTIMORE LIFE INS CO	1,162,118	0.04%	99.30%
121	L	781	UNION LABOR GRP	1,107,296	0.03%	99.33%
122	L	513	IOWA FARM BUREAU GRP	1,081,410	0.03%	99.37%
123	L	690	CENTRAL STATES GRP	1,002,263	0.03%	99.40%
124	L	3436	LIBERTY LIFE GRP TRUST GRP	941,592	0.03%	99.43%
125	L	451	FIDELITY SECURITY GRP	902,714	0.03%	99.45%
			TOTAL	3,309,791,528	100.00%	100.00%

Life Insurance Industry
Life/Health and Fraternal Insurers
2022 Market Share Report - Total Premium
Life Insurance

Montana

Rank	Business Type	Group/ Company Code	Group/Company Name	Direct Written Premium	Market Share	Cumulative Market Share
1	L	860	NORTHWESTERN MUT GRP	44,963,670	9.86%	9.86%
2	L	826	NEW YORK LIFE GRP	39,482,903	8.65%	18.51%
3	L	304	PRUDENTIAL OF AMER GRP	21,588,408	4.73%	23.24%
4	L	176	STATE FARM GRP	21,537,863	4.72%	27.96%
5	L	20	LINCOLN NATL GRP	20,116,850	4.41%	32.37%
6	L	429	GUARDIAN LIFE GRP	18,909,394	4.14%	36.52%
7	L	513	IOWA FARM BUREAU GRP	16,474,490	3.61%	40.13%
8	L	56014	THRIVENT FINANCIAL FOR LUTHERANS	16,086,959	3.53%	43.66%
9	L	435	MASS MUT LIFE INS GRP	14,042,130	3.08%	46.73%
10	L	869	MINNESOTA MUT GRP	13,959,040	3.06%	49.79%
11	L	290	GLOBE LIFE INC GRP	10,316,434	2.26%	52.05%
12	L	332	PRINCIPAL FIN GRP	9,994,432	2.19%	54.24%
13	L	241	METROPOLITAN GRP	9,901,916	2.17%	56.42%
14	L	850	PENN MUT GRP	9,647,348	2.11%	58.53%
15	L	458	DAI-ICHI LIFE HOLDINGS INC GRP	9,425,084	2.07%	60.60%
16	L	709	PACIFIC LIFE GRP	7,575,188	1.66%	62.26%
17	L	904	JOHN HANCOCK GRP	7,556,921	1.66%	63.91%
18	L	634	NATIONAL LIFE GRP	7,462,312	1.64%	65.55%
19	L	4832	VOYA FINANCIAL GRP	7,374,150	1.62%	67.16%
20	L	212	ZURICH INS GRP	6,872,346	1.51%	68.67%
21	L	468	AEGON US HOLDING GRP	6,440,878	1.41%	70.08%
22	L	431	SAMMONS ENTERPRISES GRP	6,238,639	1.37%	71.45%
23	L	261	MUTUAL OF OMAHA GRP	6,210,095	1.36%	72.81%
24	L	12	AMERICAN INTL GRP	6,135,583	1.34%	74.16%
25	L	565	UNUM GRP	6,085,037	1.33%	75.49%
26	L	1211	NATIONAL GUARDIAN LIFE INS GRP	4,999,629	1.10%	76.59%
27	L	91	HARTFORD FIRE & CAS GRP	4,748,788	1.04%	77.63%
28	L	200	UNITED SERV AUTOMOBILE ASSN GRP	4,026,255	0.88%	78.51%
29	L	4011	GENWORTH FIN GRP	3,982,185	0.87%	79.38%
30	L	1348	MEIJI YASUDA LIFE INS GRP	3,927,252	0.86%	80.24%
31	L	917	HCSC GRP	3,573,010	0.78%	81.03%
32	L	4750	PRIMERICA GRP	3,540,029	0.78%	81.80%
33	L	704	CONSTELLATION INS HOLDINGS GRP	3,481,531	0.76%	82.57%
34	L	761	ALLIANZ INS GRP	3,428,089	0.75%	83.32%
35	L	4853	AAA LIFE GRP	3,272,564	0.72%	84.03%
36	L	4855	SUMITOMO LIFE INS GRP	2,982,269	0.65%	84.69%
37	L	4965	EQUITABLE HOLDINGS INC GRP	2,941,244	0.64%	85.33%
38	L	244	CINCINNATI FIN GRP	2,910,396	0.64%	85.97%
39	L	836	WEST SOUTHERN GRP	2,909,388	0.64%	86.61%
40	L	4932	BRIGHTHOUSE HOLDINGS GRP	2,851,110	0.62%	87.23%
41	L	58068	INDEPENDENT ORDER OF FORESTERS US BR	2,803,355	0.61%	87.85%
42	L	233	CNO FINANCIAL GRP	2,749,235	0.60%	88.45%
43	L	872	BANNER LIFE GRP	2,641,192	0.58%	89.03%
44	L	4	AMERIPRISE FIN GRP	2,517,560	0.55%	89.58%
45	L	140	NATIONWIDE CORP GRP	2,124,080	0.47%	90.05%
46	L	619	ONEAMERICA FIN PARTNERS GRP	2,090,852	0.46%	90.51%
47	L	4925	KUVARE GRP	2,036,944	0.45%	90.95%
48	L	58033	KNIGHTS OF COLUMBUS	2,025,950	0.44%	91.40%
49	L	549	SUN LIFE FINANCIAL INC GRP	1,962,471	0.43%	91.83%
50	L	306	TRUSTAGE GRP	1,858,446	0.41%	92.23%
51	L	64505	HOMESTEADERS LIFE CO	1,747,805	0.38%	92.62%
52	L	5014	EVERLAKE HOLDINGS GRP	1,572,639	0.34%	92.96%
53	L	588	KANSAS CITY LIFE INS GRP	1,563,793	0.34%	93.30%
54	L	901	CIGNA HLTH GRP	1,554,366	0.34%	93.64%
55	L	3527	AMERICAN ENTERPRISE MUT GRP	1,537,270	0.34%	93.98%
56	L	449	FINANCIAL HOLDINGS GRP	1,519,476	0.33%	94.31%
57	L	4926	TALCOTT HOLDINGS GRP	1,496,726	0.33%	94.64%
58	L	370	AFLAC GRP	1,468,836	0.32%	94.96%
59	L	918	JACKSON NATL GRP	1,190,163	0.26%	95.23%
60	L	707	UNITEDHEALTH GRP	1,080,184	0.24%	95.46%
61	L	408	BROOKFIELD ASSET MGMT REINS PARTNERS	1,050,491	0.23%	95.69%
62	L	943	AMERITAS MUT HOLDING GRP	890,356	0.20%	95.89%
63	L	4992	RESOLUTION LIFE US HOLDINGS GRP	855,507	0.19%	96.08%

Life Insurance Industry
Life/Health and Fraternal Insurers
2022 Market Share Report - Total Premium
Life Insurance

Montana

Rank	Business Type	Group/ Company Code	Group/Company Name	Direct Written Premium	Market Share	Cumulative Market Share
64	L	330	AMERICAN FIDELITY CORP GRP	796,915	0.17%	96.25%
65	L	300	HORACE MANN GRP	795,753	0.17%	96.42%
66	L	801	DIRECTORS INVESTMENT GRP	649,074	0.14%	96.57%
67	L	8	ALLSTATE INS GRP	622,350	0.14%	96.70%
68	L	1216	TIAA FAMILY GRP	616,513	0.14%	96.84%
69	L	4213	WILTON RE GRP	611,924	0.13%	96.97%
70	L	2878	UNITED HERITAGE MUT GRP	609,476	0.13%	97.11%
71	L	4736	GGC GRP	586,921	0.13%	97.23%
72	L	670	FIDELITY NATL FIN INC GRP	586,872	0.13%	97.36%
73	L	77879	5 STAR LIFE INS CO	577,839	0.13%	97.49%
74	L	3891	GLOBAL ATLANTIC GRP	531,591	0.12%	97.61%
75	L	525	PAN AMER LIFE GRP	498,348	0.11%	97.72%
76	L	3098	TOKIO MARINE HOLDINGS INC GRP	497,197	0.11%	97.82%
77	L	65927	LINCOLN HERITAGE LIFE INS CO	496,766	0.11%	97.93%
78	L	5021	ONEMAIN HOLDINGS INC GRP	456,435	0.10%	98.03%
79	L	7	FEDERATED MUT GRP	398,120	0.09%	98.12%
80	L	50	COUNTRY INS & FIN SERV GRP	361,857	0.08%	98.20%
81	L	4941	NATIONAL WESTERN LIFE GRP	360,100	0.08%	98.28%
82	L	4862	ASSURITY GRP	350,639	0.08%	98.36%
83	L	56030	CATHOLIC FINANCIAL LIFE	344,405	0.08%	98.43%
84	L	473	AMERICAN FAMILY INS GRP	335,736	0.07%	98.51%
85	L	57657	ROYAL NEIGHBORS OF AMER	304,581	0.07%	98.57%
86	L	626	CHUBB LTD GRP	288,704	0.06%	98.64%
87	L	1	CVS GRP	274,230	0.06%	98.70%
88	L	4903	CALTON HOLDINGS GRP	272,216	0.06%	98.75%
89	L	62928	EMC NATL LIFE CO	268,463	0.06%	98.81%
90	L	4734	APOLLO GLOBAL MGMT GRP	256,601	0.06%	98.87%
91	L	769	GREAT WEST GRP	246,310	0.05%	98.92%
92	L	181	SWISS RE GRP	238,319	0.05%	98.98%
93	L	876	ARKANSAS BCBS GRP	234,757	0.05%	99.03%
94	L	4890	SBL HOLDINGS GRP	219,465	0.05%	99.08%
95	L	276	TRUSTMARK MUT HOLDING CO GRP	217,902	0.05%	99.12%
96	L	57541	MODERN WOODMEN OF AMER	206,145	0.05%	99.17%
97	L	63290	FIDELITY LIFE ASSN A LEGAL RESERVE L	201,802	0.04%	99.21%
98	L	87920	LOCOMOTIVE ENGINEERS & CONDUCTORS MU	169,889	0.04%	99.25%
99	L	153	PEKIN INS GRP	161,754	0.04%	99.29%
100	L	615	BENEFICIAL LIFE GRP	161,311	0.04%	99.32%
101	L	4553	SAVINGS BANK LIFE GRP	159,941	0.04%	99.36%
102	L	315	INDUSTRIAL ALLIANCE GRP	150,056	0.03%	99.39%
103	L	451	FIDELITY SECURITY GRP	145,922	0.03%	99.42%
104	L	57142	SONS OF NORWAY	145,236	0.03%	99.45%
105	L	4955	POWELL INS GRP	139,229	0.03%	99.48%
106	L	28	AMICA MUT GRP	95,406	0.02%	99.50%
107	L	367	PHYSICIANS MUT GRP	94,161	0.02%	99.52%
108	L	581	BOSTON MUT GRP	89,659	0.02%	99.54%
109	L	687	GUARANTEE TRUST GRP	88,903	0.02%	99.56%
110	L	781	UNION LABOR GRP	85,639	0.02%	99.58%
111	L	535	COLUMBIAN LIFE GRP	81,945	0.02%	99.60%
112	L	68772	SECURITY MUT LIFE INS CO OF NY	81,639	0.02%	99.62%
113	L	344	CHURCH PENSION FUND GRP	79,456	0.02%	99.64%
114	L	1117	MANHATTAN LIFE GRP	78,542	0.02%	99.65%
115	L	84174	ELCO MUT LIFE & ANN	72,385	0.02%	99.67%
116	L	60542	AMERICAN HOME LIFE INS CO	69,664	0.02%	99.68%
117	L	23	BCS INS GRP	69,547	0.02%	99.70%
118	L	61212	BALTIMORE LIFE INS CO	59,902	0.01%	99.71%
119	L	3436	LIBERTY LIFE GRP TRUST GRP	59,725	0.01%	99.73%
120	L	612	CITIZENS GRP	55,306	0.01%	99.74%
121	L	4712	GPM LIFE GRP	53,950	0.01%	99.75%
122	L	57320	WOODMEN WORLD LIFE INS SOC	49,479	0.01%	99.76%
123	L	69132	STATE MUT INS CO	47,532	0.01%	99.77%
124	L	4639	RGA INC GRP	47,236	0.01%	99.78%
125	L	4888	STERLING FINANCIAL INS GRP INC	43,509	0.01%	99.79%
			TOTAL	456,214,143	100.00%	100.00%

Life Insurance Industry
Life/Health and Fraternal Insurers
2022 Market Share Report - Total Premium
Life Insurance

Nebraska

Rank	Business Type	Group/ Company Code	Group/Company Name	Direct Written Premium	Market Share	Cumulative Market Share
1	L	860	NORTHWESTERN MUT GRP	177,485,887	11.71%	11.71%
2	L	435	MASS MUT LIFE INS GRP	172,635,035	11.39%	23.11%
3	L	458	DAI-ICHI LIFE HOLDINGS INC GRP	95,162,404	6.28%	29.39%
4	L	304	PRUDENTIAL OF AMER GRP	57,860,824	3.82%	33.21%
5	L	826	NEW YORK LIFE GRP	55,696,487	3.68%	36.88%
6	L	709	PACIFIC LIFE GRP	52,714,175	3.48%	40.36%
7	L	261	MUTUAL OF OMAHA GRP	50,439,558	3.33%	43.69%
8	L	176	STATE FARM GRP	48,855,812	3.22%	46.92%
9	L	56014	THRIVENT FINANCIAL FOR LUTHERANS	48,801,691	3.22%	50.14%
10	L	20	LINCOLN NATL GRP	47,000,411	3.10%	53.24%
11	L	332	PRINCIPAL FIN GRP	44,287,422	2.92%	56.16%
12	L	869	MINNESOTA MUT GRP	42,053,908	2.78%	58.94%
13	L	513	IOWA FARM BUREAU GRP	34,628,888	2.29%	61.22%
14	L	241	METROPOLITAN GRP	33,377,493	2.20%	63.43%
15	L	58033	KNIGHTS OF COLUMBUS	30,730,285	2.03%	65.46%
16	L	431	SAMMONS ENTERPRISES GRP	28,960,095	1.91%	67.37%
17	L	943	AMERITAS MUT HOLDING GRP	25,588,135	1.69%	69.06%
18	L	904	JOHN HANCOCK GRP	19,615,245	1.29%	70.35%
19	L	468	AEGON US HOLDING GRP	18,795,575	1.24%	71.59%
20	L	64505	HOMESTEADERS LIFE CO	17,621,467	1.16%	72.75%
21	L	12	AMERICAN INTL GRP	16,409,309	1.08%	73.84%
22	L	91	HARTFORD FIRE & CAS GRP	15,914,445	1.05%	74.89%
23	L	290	GLOBE LIFE INC GRP	15,388,652	1.02%	75.90%
24	L	140	NATIONWIDE CORP GRP	14,560,575	0.96%	76.86%
25	L	704	CONSTELLATION INS HOLDINGS GRP	14,537,950	0.96%	77.82%
26	L	473	AMERICAN FAMILY INS GRP	14,412,525	0.95%	78.78%
27	L	4925	KUVARE GRP	14,031,483	0.93%	79.70%
28	L	565	UNUM GRP	13,541,590	0.89%	80.59%
29	L	4011	GENWORTH FIN GRP	11,944,553	0.79%	81.38%
30	L	4862	ASSURITY GRP	11,551,559	0.76%	82.15%
31	L	4750	PRIMERICA GRP	10,857,289	0.72%	82.86%
32	L	4965	EQUITABLE HOLDINGS INC GRP	9,606,449	0.63%	83.50%
33	L	850	PENN MUT GRP	9,233,679	0.61%	84.11%
34	L	872	BANNER LIFE GRP	8,974,588	0.59%	84.70%
35	L	306	TRUSTAGE GRP	8,526,704	0.56%	85.26%
36	L	4932	BRIGHTHOUSE HOLDINGS GRP	8,473,271	0.56%	85.82%
37	L	429	GUARDIAN LIFE GRP	8,122,276	0.54%	86.36%
38	L	836	WEST SOUTHERN GRP	7,731,309	0.51%	86.87%
39	L	619	ONEAMERICA FIN PARTNERS GRP	7,631,488	0.50%	87.37%
40	L	212	ZURICH INS GRP	7,084,688	0.47%	87.84%
41	L	634	NATIONAL LIFE GRP	7,039,376	0.46%	88.30%
42	L	4855	SUMITOMO LIFE INS GRP	6,575,926	0.43%	88.74%
43	L	761	ALLIANZ INS GRP	6,436,749	0.42%	89.16%
44	L	4832	VOYA FINANCIAL GRP	6,113,468	0.40%	89.56%
45	L	4	AMERIPRISE FIN GRP	5,788,363	0.38%	89.95%
46	L	4941	NATIONAL WESTERN LIFE GRP	5,694,901	0.38%	90.32%
47	L	3891	GLOBAL ATLANTIC GRP	5,251,347	0.35%	90.67%
48	L	918	JACKSON NATL GRP	5,152,762	0.34%	91.01%
49	L	4926	TALCOTT HOLDINGS GRP	5,018,707	0.33%	91.34%
50	L	233	CNO FINANCIAL GRP	4,941,455	0.33%	91.67%
51	L	367	PHYSICIANS MUT GRP	4,856,200	0.32%	91.99%
52	L	200	UNITED SERV AUTOMOBILE ASSN GRP	4,616,767	0.30%	92.29%
53	L	549	SUN LIFE FINANCIAL INC GRP	4,543,857	0.30%	92.59%
54	L	4853	AAA LIFE GRP	4,467,427	0.29%	92.89%
55	L	300	HORACE MANN GRP	4,429,428	0.29%	93.18%
56	L	3098	TOKIO MARINE HOLDINGS INC GRP	4,412,683	0.29%	93.47%
57	L	123	SHELTER INS GRP	4,296,912	0.28%	93.75%
58	L	588	KANSAS CITY LIFE INS GRP	3,970,271	0.26%	94.02%
59	L	2878	UNITED HERITAGE MUT GRP	3,941,899	0.26%	94.28%
60	L	1216	TIAA FAMILY GRP	3,758,774	0.25%	94.52%
61	L	62928	EMC NATL LIFE CO	3,565,578	0.24%	94.76%
62	L	7	FEDERATED MUT GRP	3,502,154	0.23%	94.99%
63	L	57487	CATHOLIC ORDER OF FORESTERS	3,368,854	0.22%	95.21%

Life Insurance Industry
Life/Health and Fraternal Insurers
2022 Market Share Report - Total Premium
Life Insurance

Nebraska

Rank	Business Type	Group/ Company Code	Group/Company Name	Direct Written Premium	Market Share	Cumulative Market Share
64	L	244	CININNATI FIN GRP	3,353,214	0.22%	95.43%
65	L	1211	NATIONAL GUARDIAN LIFE INS GRP	3,178,335	0.21%	95.64%
66	L	57541	MODERN WOODMEN OF AMER	3,025,986	0.20%	95.84%
67	L	525	PAN AMER LIFE GRP	2,757,106	0.18%	96.03%
68	L	58068	INDEPENDENT ORDER OF FORESTERS US BR	2,731,561	0.18%	96.21%
69	L	707	UNITEDHEALTH GRP	2,710,236	0.18%	96.39%
70	L	3527	AMERICAN ENTERPRISE MUT GRP	2,528,975	0.17%	96.55%
71	L	57320	WOODMEN WORLD LIFE INS SOC	2,486,073	0.16%	96.72%
72	L	4736	GGC GRP	2,447,385	0.16%	96.88%
73	L	5014	EVERLAKE HOLDINGS GRP	2,405,211	0.16%	97.04%
74	L	4992	RESOLUTION LIFE US HOLDINGS GRP	2,254,105	0.15%	97.19%
75	L	670	FIDELITY NATL FIN INC GRP	2,176,663	0.14%	97.33%
76	L	1348	MEIJI YASUDA LIFE INS GRP	2,076,962	0.14%	97.47%
77	L	408	BROOKFIELD ASSET MGMT REINS PARTNERS	2,050,611	0.14%	97.60%
78	L	57770	CATHOLIC FRATERNAL LIFE	1,971,776	0.13%	97.73%
79	L	449	FINANCIAL HOLDINGS GRP	1,942,238	0.13%	97.86%
80	L	370	AFLAC GRP	1,917,683	0.13%	97.99%
81	L	280	AUTO OWNERS GRP	1,515,698	0.10%	98.09%
82	L	4734	APOLLO GLOBAL MGMT GRP	1,428,727	0.09%	98.18%
83	L	315	INDUSTRIAL ALLIANCE GRP	1,341,739	0.09%	98.27%
84	L	57657	ROYAL NEIGHBORS OF AMER	992,089	0.07%	98.33%
85	L	77879	5 STAR LIFE INS CO	903,832	0.06%	98.39%
86	L	901	CIGNA HLTH GRP	872,829	0.06%	98.45%
87	L	4213	WILTON RE GRP	839,274	0.06%	98.51%
88	L	65927	LINCOLN HERITAGE LIFE INS CO	824,358	0.05%	98.56%
89	L	690	CENTRAL STATES GRP	805,267	0.05%	98.61%
90	L	71404	CONTINENTAL GEN INS CO	802,653	0.05%	98.67%
91	L	63290	FIDELITY LIFE ASSN A LEGAL RESERVE L	801,815	0.05%	98.72%
92	L	181	SWISS RE GRP	789,785	0.05%	98.77%
93	L	58017	BETTERLIFE	784,755	0.05%	98.82%
94	L	4553	SAVINGS BANK LIFE GRP	780,886	0.05%	98.88%
95	L	60542	AMERICAN HOME LIFE INS CO	746,951	0.05%	98.93%
96	L	917	HCSC GRP	725,175	0.05%	98.97%
97	L	8	ALLSTATE INS GRP	705,538	0.05%	99.02%
98	L	4903	CALTON HOLDINGS GRP	641,043	0.04%	99.06%
99	L	11121	UNIFIED LIFE INS CO	611,736	0.04%	99.10%
100	L	87920	LOCOMOTIVE ENGINEERS & CONDUCTORS MU	591,338	0.04%	99.14%
101	L	581	BOSTON MUT GRP	572,313	0.04%	99.18%
102	L	574	AMERCO CORP GRP	568,324	0.04%	99.22%
103	L	64580	ILLINOIS MUT LIFE INS CO	553,543	0.04%	99.25%
104	L	535	COLUMBIAN LIFE GRP	546,767	0.04%	99.29%
105	L	626	CHUBB LTD GRP	461,977	0.03%	99.32%
106	L	58009	POLICE & FIREMENS INS ASSN	456,390	0.03%	99.35%
107	L	61212	BALTIMORE LIFE INS CO	413,576	0.03%	99.38%
108	L	5021	ONEMAIN HOLDINGS INC GRP	390,134	0.03%	99.40%
109	L	4890	SBL HOLDINGS GRP	382,739	0.03%	99.43%
110	L	56332	FIRST CATH SLOVAK LADIES ASSN USA	363,093	0.02%	99.45%
111	L	57630	POLISH ROMAN CATHOLIC UNION OF AMER	341,725	0.02%	99.47%
112	L	4947	PROSPERITY LIFE INS GRP	332,064	0.02%	99.50%
113	L	4752	GREGG E ZAHN GRP	324,863	0.02%	99.52%
114	L	276	TRUSTMARK MUT HOLDING CO GRP	324,713	0.02%	99.54%
115	L	4824	ADVANTAGE CAPITAL GRP	315,496	0.02%	99.56%
116	L	4712	GPM LIFE GRP	310,308	0.02%	99.58%
117	L	63819	UNITY FINANCIAL LIFE INS CO	294,809	0.02%	99.60%
118	L	1117	MANHATTAN LIFE GRP	274,575	0.02%	99.62%
119	L	1	CVS GRP	272,259	0.02%	99.64%
120	L	50	COUNTRY INS & FIN SERV GRP	250,267	0.02%	99.65%
121	L	801	DIRECTORS INVESTMENT GRP	234,823	0.02%	99.67%
122	L	56154	GLEANER LIFE INS SOCIETY	223,904	0.01%	99.68%
123	L	687	GUARANTEE TRUST GRP	223,556	0.01%	99.70%
124	L	4888	STERLING FINANCIAL INS GRP INC	215,760	0.01%	99.71%
125	L	330	AMERICAN FIDELITY CORP GRP	197,211	0.01%	99.73%
			TOTAL	1,515,116,260	100.00%	100.00%

Life Insurance Industry
Life/Health and Fraternal Insurers
2022 Market Share Report - Total Premium
Life Insurance

Nevada

Rank	Business Type	Group/ Company Code	Group/Company Name	Direct Written Premium	Market Share	Cumulative Market Share
1	L	634	NATIONAL LIFE GRP	157,682,882	9.70%	9.70%
2	L	826	NEW YORK LIFE GRP	100,746,133	6.19%	15.89%
3	L	20	LINCOLN NATL GRP	77,298,854	4.75%	20.64%
4	L	304	PRUDENTIAL OF AMER GRP	69,374,907	4.27%	24.91%
5	L	709	PACIFIC LIFE GRP	65,921,814	4.05%	28.96%
6	L	860	NORTHWESTERN MUT GRP	61,327,511	3.77%	32.73%
7	L	429	GUARDIAN LIFE GRP	57,754,636	3.55%	36.29%
8	L	904	JOHN HANCOCK GRP	56,795,901	3.49%	39.78%
9	L	176	STATE FARM GRP	53,521,226	3.29%	43.07%
10	L	468	AEGON US HOLDING GRP	51,030,664	3.14%	46.21%
11	L	241	METROPOLITAN GRP	48,725,654	3.00%	49.20%
12	L	435	MASS MUT LIFE INS GRP	45,333,075	2.79%	51.99%
13	L	869	MINNESOTA MUT GRP	40,611,216	2.50%	54.49%
14	L	850	PENN MUT GRP	39,733,879	2.44%	56.93%
15	L	140	NATIONWIDE CORP GRP	35,949,221	2.21%	59.14%
16	L	4750	PRIMERICA GRP	32,393,032	1.99%	61.13%
17	L	431	SAMMONS ENTERPRISES GRP	31,367,273	1.93%	63.06%
18	L	12	AMERICAN INTL GRP	30,125,319	1.85%	64.91%
19	L	212	ZURICH INS GRP	27,126,969	1.67%	66.58%
20	L	261	MUTUAL OF OMAHA GRP	26,816,084	1.65%	68.23%
21	L	290	GLOBE LIFE INC GRP	23,126,057	1.42%	69.65%
22	L	306	TRUSTAGE GRP	22,710,278	1.40%	71.05%
23	L	761	ALLIANZ INS GRP	22,384,983	1.38%	72.43%
24	L	458	DAI-ICHI LIFE HOLDINGS INC GRP	22,217,791	1.37%	73.79%
25	L	4855	SUMITOMO LIFE INS GRP	20,729,506	1.27%	75.07%
26	L	549	SUN LIFE FINANCIAL INC GRP	20,281,492	1.25%	76.31%
27	L	943	AMERITAS MUT HOLDING GRP	18,012,353	1.11%	77.42%
28	L	332	PRINCIPAL FIN GRP	17,885,127	1.10%	78.52%
29	L	4965	EQUITABLE HOLDINGS INC GRP	14,351,661	0.88%	79.40%
30	L	4832	VOYA FINANCIAL GRP	13,935,290	0.86%	80.26%
31	L	1348	MEIJI YASUDA LIFE INS GRP	13,321,205	0.82%	81.08%
32	L	4925	KUVARE GRP	13,148,786	0.81%	81.89%
33	L	4853	AAA LIFE GRP	12,981,113	0.80%	82.69%
34	L	408	BROOKFIELD ASSET MGMT REINS PARTNERS	12,919,845	0.79%	83.48%
35	L	4	AMERIPRISE FIN GRP	11,795,372	0.73%	84.21%
36	L	91	HARTFORD FIRE & CAS GRP	11,607,553	0.71%	84.92%
37	L	200	UNITED SERV AUTOMOBILE ASSN GRP	11,029,460	0.68%	85.60%
38	L	4932	BRIGHTHOUSE HOLDINGS GRP	10,226,657	0.63%	86.23%
39	L	565	UNUM GRP	10,152,202	0.62%	86.85%
40	L	836	WEST SOUTHERN GRP	9,869,893	0.61%	87.46%
41	L	670	FIDELITY NATL FIN INC GRP	9,558,263	0.59%	88.05%
42	L	50	COUNTRY INS & FIN SERV GRP	9,004,449	0.55%	88.60%
43	L	3891	GLOBAL ATLANTIC GRP	8,973,246	0.55%	89.15%
44	L	5014	EVERLAKE HOLDINGS GRP	8,958,496	0.55%	89.70%
45	L	872	BANNER LIFE GRP	8,836,046	0.54%	90.25%
46	L	4011	GENWORTH FIN GRP	8,395,908	0.52%	90.76%
47	L	4992	RESOLUTION LIFE US HOLDINGS GRP	7,295,124	0.45%	91.21%
48	L	473	AMERICAN FAMILY INS GRP	6,552,051	0.40%	91.61%
49	L	56014	THRIVENT FINANCIAL FOR LUTHERANS	6,547,536	0.40%	92.02%
50	L	233	CNO FINANCIAL GRP	6,547,252	0.40%	92.42%
51	L	4213	WILTON RE GRP	6,374,543	0.39%	92.81%
52	L	449	FINANCIAL HOLDINGS GRP	6,102,946	0.38%	93.19%
53	L	58068	INDEPENDENT ORDER OF FORESTERS US BR	5,854,879	0.36%	93.55%
54	L	65927	LINCOLN HERITAGE LIFE INS CO	5,565,053	0.34%	93.89%
55	L	707	UNITEDHEALTH GRP	5,197,775	0.32%	94.21%
56	L	619	ONEAMERICA FIN PARTNERS GRP	4,981,210	0.31%	94.51%
57	L	58033	KNIGHTS OF COLUMBUS	4,443,050	0.27%	94.79%
58	L	4926	TALCOTT HOLDINGS GRP	4,129,317	0.25%	95.04%
59	L	704	CONSTELLATION INS HOLDINGS GRP	4,005,974	0.25%	95.29%
60	L	330	AMERICAN FIDELITY CORP GRP	4,000,222	0.25%	95.53%
61	L	918	JACKSON NATL GRP	3,945,859	0.24%	95.78%
62	L	581	BOSTON MUT GRP	3,920,477	0.24%	96.02%
63	L	315	INDUSTRIAL ALLIANCE GRP	3,658,692	0.22%	96.24%

Life Insurance Industry
Life/Health and Fraternal Insurers
2022 Market Share Report - Total Premium
Life Insurance

Nevada

Rank	Business Type	Group/ Company Code	Group/Company Name	Direct Written Premium	Market Share	Cumulative Market Share
64	L	525	PAN AMER LIFE GRP	2,994,818	0.18%	96.43%
65	L	588	KANSAS CITY LIFE INS GRP	2,952,159	0.18%	96.61%
66	L	671	ELEVANCE HLTH INC GRP	2,758,553	0.17%	96.78%
67	L	4736	GGC GRP	2,207,436	0.14%	96.91%
68	L	276	TRUSTMARK MUT HOLDING CO GRP	2,189,086	0.13%	97.05%
69	L	370	AFLAC GRP	2,116,879	0.13%	97.18%
70	L	300	HORACE MANN GRP	2,014,172	0.12%	97.30%
71	L	801	DIRECTORS INVESTMENT GRP	2,005,663	0.12%	97.43%
72	L	367	PHYSICIANS MUT GRP	1,910,285	0.12%	97.54%
73	L	615	BENEFICIAL LIFE GRP	1,814,285	0.11%	97.65%
74	L	63290	FIDELITY LIFE ASSN A LEGAL RESERVE L	1,806,836	0.11%	97.77%
75	L	64505	HOMESTEADERS LIFE CO	1,762,575	0.11%	97.87%
76	L	4553	SAVINGS BANK LIFE GRP	1,580,146	0.10%	97.97%
77	L	1216	TIAA FAMILY GRP	1,484,473	0.09%	98.06%
78	L	181	SWISS RE GRP	1,409,421	0.09%	98.15%
79	L	781	UNION LABOR GRP	1,396,994	0.09%	98.23%
80	L	1211	NATIONAL GUARDIAN LIFE INS GRP	1,250,344	0.08%	98.31%
81	L	4862	ASSURITY GRP	1,242,309	0.08%	98.39%
82	L	57657	ROYAL NEIGHBORS OF AMER	1,130,501	0.07%	98.46%
83	L	769	GREAT WEST GRP	1,078,789	0.07%	98.52%
84	L	8	ALLSTATE INS GRP	1,045,230	0.06%	98.59%
85	L	77879	5 STAR LIFE INS CO	1,036,128	0.06%	98.65%
86	L	901	CIGNA HLTH GRP	1,001,365	0.06%	98.71%
87	L	535	COLUMBIAN LIFE GRP	984,579	0.06%	98.77%
88	L	4947	PROSPERITY LIFE INS GRP	968,133	0.06%	98.83%
89	L	60445	SAGICOR LIFE INS CO	924,519	0.06%	98.89%
90	L	3098	TOKIO MARINE HOLDINGS INC GRP	923,507	0.06%	98.95%
91	L	3527	AMERICAN ENTERPRISE MUT GRP	907,615	0.06%	99.00%
92	L	5021	ONEMAIN HOLDINGS INC GRP	800,271	0.05%	99.05%
93	L	626	CHUBB LTD GRP	755,957	0.05%	99.10%
94	L	4941	NATIONAL WESTERN LIFE GRP	747,025	0.05%	99.14%
95	L	1	CVS GRP	692,825	0.04%	99.19%
96	L	4712	GPM LIFE GRP	691,377	0.04%	99.23%
97	L	454	SECURITY NATL GRP	682,285	0.04%	99.27%
98	L	7	FEDERATED MUT GRP	677,800	0.04%	99.31%
99	L	477	RENAISSANCE HLTH SERV CORP GRP	656,565	0.04%	99.35%
100	L	4734	APOLLO GLOBAL MGMT GRP	651,930	0.04%	99.39%
101	L	244	CINCINNATI FIN GRP	633,114	0.04%	99.43%
102	L	123	SHELTER INS GRP	565,741	0.03%	99.47%
103	L	69310	SURETY LIFE INS CO	498,516	0.03%	99.50%
104	L	68772	SECURITY MUT LIFE INS CO OF NY	482,208	0.03%	99.53%
105	L	542	INDIANA FARM BUREAU GRP	453,580	0.03%	99.56%
106	L	4955	POWELL INS GRP	450,817	0.03%	99.58%
107	L	28	AMICA MUT GRP	435,405	0.03%	99.61%
108	L	451	FIDELITY SECURITY GRP	391,783	0.02%	99.63%
109	L	4903	CALTON HOLDINGS GRP	338,597	0.02%	99.66%
110	L	574	AMERCO CORP GRP	319,533	0.02%	99.67%
111	L	57320	WOODMEN WORLD LIFE INS SOC	318,822	0.02%	99.69%
112	L	513	IOWA FARM BUREAU GRP	295,649	0.02%	99.71%
113	L	61212	BALTIMORE LIFE INS CO	242,065	0.01%	99.73%
114	L	2878	UNITED HERITAGE MUT GRP	239,799	0.01%	99.74%
115	L	3436	LIBERTY LIFE GRP TRUST GRP	207,173	0.01%	99.76%
116	L	57541	MODERN WOODMEN OF AMER	202,711	0.01%	99.77%
117	L	1117	MANHATTAN LIFE GRP	198,898	0.01%	99.78%
118	L	67180	OHIO STATE LIFE INS CO	186,606	0.01%	99.79%
119	L	60542	AMERICAN HOME LIFE INS CO	175,207	0.01%	99.80%
120	L	687	GUARANTEE TRUST GRP	168,092	0.01%	99.81%
121	L	4890	SBL HOLDINGS GRP	168,017	0.01%	99.82%
122	L	4794	GROUP 1001 INS HOLDINGS GRP	163,529	0.01%	99.83%
123	L	64580	ILLINOIS MUT LIFE INS CO	161,476	0.01%	99.84%
124	L	4877	TWA & AMFI CORP GRP	160,264	0.01%	99.85%
125	L	4824	ADVANTAGE CAPITAL GRP	157,040	0.01%	99.86%
			TOTAL	1,626,281,056	100.00%	100.00%

Life Insurance Industry
Life/Health and Fraternal Insurers
2022 Market Share Report - Total Premium
Life Insurance

New Hampshire

Rank	Business Type	Group/ Company Code	Group/Company Name	Direct Written Premium	Market Share	Cumulative Market Share
1	L	860	NORTHWESTERN MUT GRP	58,522,328	8.12%	8.12%
2	L	826	NEW YORK LIFE GRP	58,251,819	8.09%	16.21%
3	L	20	LINCOLN NATL GRP	46,063,199	6.39%	22.61%
4	L	304	PRUDENTIAL OF AMER GRP	45,611,474	6.33%	28.94%
5	L	435	MASS MUT LIFE INS GRP	44,472,114	6.17%	35.11%
6	L	241	METROPOLITAN GRP	43,534,106	6.04%	41.16%
7	L	904	JOHN HANCOCK GRP	25,460,044	3.53%	44.69%
8	L	429	GUARDIAN LIFE GRP	25,439,381	3.53%	48.22%
9	L	869	MINNESOTA MUT GRP	17,159,880	2.38%	50.60%
10	L	850	PENN MUT GRP	14,089,189	1.96%	52.56%
11	L	176	STATE FARM GRP	13,721,677	1.90%	54.46%
12	L	4	AMERIPRISE FIN GRP	12,952,297	1.80%	56.26%
13	L	140	NATIONWIDE CORP GRP	12,447,230	1.73%	57.99%
14	L	4932	BRIGHTHOUSE HOLDINGS GRP	11,875,460	1.65%	59.64%
15	L	458	DAI-ICHI LIFE HOLDINGS INC GRP	11,750,396	1.63%	61.27%
16	L	261	MUTUAL OF OMAHA GRP	11,660,799	1.62%	62.89%
17	L	4553	SAVINGS BANK LIFE GRP	11,221,913	1.56%	64.45%
18	L	12	AMERICAN INTL GRP	10,852,705	1.51%	65.95%
19	L	468	AEGON US HOLDING GRP	10,211,562	1.42%	67.37%
20	L	549	SUN LIFE FINANCIAL INC GRP	10,080,173	1.40%	68.77%
21	L	565	UNUM GRP	9,655,565	1.34%	70.11%
22	L	4750	PRIMERICA GRP	9,496,941	1.32%	71.43%
23	L	91	HARTFORD FIRE & CAS GRP	8,992,609	1.25%	72.68%
24	L	431	SAMMONS ENTERPRISES GRP	8,066,557	1.12%	73.80%
25	L	709	PACIFIC LIFE GRP	8,031,049	1.11%	74.91%
26	L	4011	GENWORTH FIN GRP	7,991,170	1.11%	76.02%
27	L	872	BANNER LIFE GRP	7,964,502	1.11%	77.13%
28	L	332	PRINCIPAL FIN GRP	7,934,159	1.10%	78.23%
29	L	306	TRUSTAGE GRP	7,830,372	1.09%	79.32%
30	L	290	GLOBE LIFE INC GRP	6,624,087	0.92%	80.24%
31	L	704	CONSTELLATION INS HOLDINGS GRP	6,535,042	0.91%	81.14%
32	L	4853	AAA LIFE GRP	6,296,508	0.87%	82.02%
33	L	200	UNITED SERV AUTOMOBILE ASSN GRP	6,250,885	0.87%	82.89%
34	L	761	ALLIANZ INS GRP	6,180,223	0.86%	83.74%
35	L	634	NATIONAL LIFE GRP	6,143,386	0.85%	84.60%
36	L	4832	VOYA FINANCIAL GRP	5,699,453	0.79%	85.39%
37	L	836	WEST SOUTHERN GRP	5,386,419	0.75%	86.14%
38	L	4925	KUVARE GRP	5,150,658	0.72%	86.85%
39	L	1348	MEIJI YASUDA LIFE INS GRP	4,776,085	0.66%	87.51%
40	L	58033	KNIGHTS OF COLUMBUS	4,683,409	0.65%	88.16%
41	L	4965	EQUITABLE HOLDINGS INC GRP	4,494,986	0.62%	88.79%
42	L	671	ELEVANCE HLTH INC GRP	4,442,114	0.62%	89.40%
43	L	535	COLUMBIAN LIFE GRP	4,111,581	0.57%	89.97%
44	L	233	CNO FINANCIAL GRP	3,953,508	0.55%	90.52%
45	L	5014	EVERLAKE HOLDINGS GRP	3,877,240	0.54%	91.06%
46	L	408	BROOKFIELD ASSET MGMT REINS PARTNERS	3,617,752	0.50%	91.56%
47	L	619	ONEAMERICA FIN PARTNERS GRP	3,399,798	0.47%	92.04%
48	L	943	AMERITAS MUT HOLDING GRP	3,265,221	0.45%	92.49%
49	L	3098	TOKIO MARINE HOLDINGS INC GRP	3,099,536	0.43%	92.92%
50	L	28	AMICA MUT GRP	3,075,771	0.43%	93.35%
51	L	4926	TALCOTT HOLDINGS GRP	2,871,508	0.40%	93.75%
52	L	1216	TIAA FAMILY GRP	2,842,701	0.39%	94.14%
53	L	3891	GLOBAL ATLANTIC GRP	2,736,246	0.38%	94.52%
54	L	300	HORACE MANN GRP	2,699,877	0.37%	94.89%
55	L	4736	GGC GRP	2,603,138	0.36%	95.26%
56	L	4855	SUMITOMO LIFE INS GRP	2,279,354	0.32%	95.57%
57	L	370	AFLAC GRP	1,814,630	0.25%	95.82%
58	L	918	JACKSON NATL GRP	1,807,419	0.25%	96.08%
59	L	449	FINANCIAL HOLDINGS GRP	1,722,185	0.24%	96.31%
60	L	56014	THRIVENT FINANCIAL FOR LUTHERANS	1,535,324	0.21%	96.53%
61	L	670	FIDELITY NATL FIN INC GRP	1,523,052	0.21%	96.74%
62	L	57541	MODERN WOODMEN OF AMER	1,189,724	0.17%	96.90%
63	L	901	CIGNA HLTH GRP	1,083,661	0.15%	97.05%

Life Insurance Industry
Life/Health and Fraternal Insurers
2022 Market Share Report - Total Premium
Life Insurance

New Hampshire

Rank	Business Type	Group/ Company Code	Group/Company Name	Direct Written Premium	Market Share	Cumulative Market Share
64	L	581	BOSTON MUT GRP	1,043,169	0.14%	97.20%
65	L	4992	RESOLUTION LIFE US HOLDINGS GRP	982,512	0.14%	97.34%
66	L	58068	INDEPENDENT ORDER OF FORESTERS US BR	960,598	0.13%	97.47%
67	L	65927	LINCOLN HERITAGE LIFE INS CO	902,109	0.13%	97.59%
68	L	525	PAN AMER LIFE GRP	860,441	0.12%	97.71%
69	L	367	PHYSICIANS MUT GRP	848,443	0.12%	97.83%
70	L	63290	FIDELITY LIFE ASSN A LEGAL RESERVE L	847,043	0.12%	97.95%
71	L	707	UNITEDHEALTH GRP	816,512	0.11%	98.06%
72	L	11121	UNIFIED LIFE INS CO	787,227	0.11%	98.17%
73	L	244	CINCINNATI FIN GRP	774,197	0.11%	98.28%
74	L	626	CHUBB LTD GRP	762,668	0.11%	98.39%
75	L	769	GREAT WEST GRP	658,206	0.09%	98.48%
76	L	212	ZURICH INS GRP	574,988	0.08%	98.56%
77	L	1211	NATIONAL GUARDIAN LIFE INS GRP	569,160	0.08%	98.64%
78	L	8	ALLSTATE INS GRP	498,518	0.07%	98.70%
79	L	68772	SECURITY MUT LIFE INS CO OF NY	432,536	0.06%	98.76%
80	L	4213	WILTON RE GRP	413,281	0.06%	98.82%
81	L	64505	HOMESTEADERS LIFE CO	374,897	0.05%	98.87%
82	L	181	SWISS RE GRP	370,794	0.05%	98.93%
83	L	61212	BALTIMORE LIFE INS CO	368,553	0.05%	98.98%
84	L	276	TRUSTMARK MUT HOLDING CO GRP	346,910	0.05%	99.03%
85	L	7	FEDERATED MUT GRP	345,049	0.05%	99.07%
86	L	330	AMERICAN FIDELITY CORP GRP	306,710	0.04%	99.12%
87	L	4903	CALTON HOLDINGS GRP	305,953	0.04%	99.16%
88	L	57487	CATHOLIC ORDER OF FORESTERS	297,923	0.04%	99.20%
89	L	77879	5 STAR LIFE INS CO	281,341	0.04%	99.24%
90	L	5021	ONEMAIN HOLDINGS INC GRP	277,514	0.04%	99.28%
91	L	4890	SBL HOLDINGS GRP	257,383	0.04%	99.31%
92	L	4862	ASSURITY GRP	248,495	0.03%	99.35%
93	L	344	CHURCH PENSION FUND GRP	233,395	0.03%	99.38%
94	L	4712	GPM LIFE GRP	231,254	0.03%	99.41%
95	L	169	SENTRY INS GRP	229,313	0.03%	99.44%
96	L	3527	AMERICAN ENTERPRISE MUT GRP	227,232	0.03%	99.48%
97	L	917	HCSC GRP	223,209	0.03%	99.51%
98	L	4734	APOLLO GLOBAL MGMT GRP	218,436	0.03%	99.54%
99	L	473	AMERICAN FAMILY INS GRP	193,722	0.03%	99.56%
100	L	574	AMERCO CORP GRP	191,408	0.03%	99.59%
101	L	1	CVS GRP	190,976	0.03%	99.62%
102	L	588	KANSAS CITY LIFE INS GRP	171,702	0.02%	99.64%
103	L	661	BCBS OF SC GRP	169,119	0.02%	99.66%
104	L	451	FIDELITY SECURITY GRP	158,304	0.02%	99.69%
105	L	781	UNION LABOR GRP	149,547	0.02%	99.71%
106	L	981	FIDELITY INVESTMENT INS & ANN GRP	148,258	0.02%	99.73%
107	L	687	GUARANTEE TRUST GRP	118,151	0.02%	99.74%
108	L	542	INDIANA FARM BUREAU GRP	110,457	0.02%	99.76%
109	L	4941	NATIONAL WESTERN LIFE GRP	109,893	0.02%	99.77%
110	L	67180	OHIO STATE LIFE INS CO	108,423	0.02%	99.79%
111	L	280	AUTO OWNERS GRP	107,099	0.01%	99.80%
112	L	69310	SURETY LIFE INS CO	106,134	0.01%	99.82%
113	L	4947	PROSPERITY LIFE INS GRP	89,489	0.01%	99.83%
114	L	315	INDUSTRIAL ALLIANCE GRP	81,434	0.01%	99.84%
115	L	56030	CATHOLIC FINANCIAL LIFE	75,385	0.01%	99.85%
116	L	50	COUNTRY INS & FIN SERV GRP	72,703	0.01%	99.86%
117	L	62928	EMC NATL LIFE CO	59,141	0.01%	99.87%
118	L	93777	REVOL ONE INS CO	58,581	0.01%	99.88%
119	L	58181	SUPREME COUNCIL THE ROYAL ARCANUM	57,661	0.01%	99.89%
120	L	4794	GROUP 1001 INS HOLDINGS GRP	55,203	0.01%	99.89%
121	L	213	ERIE INS GRP	54,872	0.01%	99.90%
122	L	60445	SAGICOR LIFE INS CO	50,642	0.01%	99.91%
123	L	23	BCS INS GRP	47,742	0.01%	99.92%
124	L	19	ASSURANT INC GRP	45,451	0.01%	99.92%
125	L	64580	ILLINOIS MUT LIFE INS CO	42,025	0.01%	99.93%
			TOTAL	720,328,783	100.00%	100.00%

Life Insurance Industry
Life/Health and Fraternal Insurers
2022 Market Share Report - Total Premium
Life Insurance

New Jersey

Rank	Business Type	Group/ Company Code	Group/Company Name	Direct Written Premium	Market Share	Cumulative Market Share
1	L	304	PRUDENTIAL OF AMER GRP	1,007,507,989	12.51%	12.51%
2	L	140	NATIONWIDE CORP GRP	822,845,435	10.22%	22.73%
3	L	826	NEW YORK LIFE GRP	543,051,477	6.74%	29.47%
4	L	435	MASS MUT LIFE INS GRP	535,432,997	6.65%	36.12%
5	L	429	GUARDIAN LIFE GRP	494,196,863	6.14%	42.25%
6	L	241	METROPOLITAN GRP	442,553,831	5.49%	47.75%
7	L	860	NORTHWESTERN MUT GRP	418,437,520	5.20%	52.94%
8	L	20	LINCOLN NATL GRP	326,742,057	4.06%	57.00%
9	L	850	PENN MUT GRP	217,343,159	2.70%	59.70%
10	L	904	JOHN HANCOCK GRP	193,134,539	2.40%	62.10%
11	L	4965	EQUITABLE HOLDINGS INC GRP	192,010,955	2.38%	64.48%
12	L	869	MINNESOTA MUT GRP	181,799,133	2.26%	66.74%
13	L	468	AEGON US HOLDING GRP	164,611,241	2.04%	68.78%
14	L	4932	BRIGHTHOUSE HOLDINGS GRP	156,983,601	1.95%	70.73%
15	L	12	AMERICAN INTL GRP	142,112,405	1.76%	72.49%
16	L	634	NATIONAL LIFE GRP	130,301,648	1.62%	74.11%
17	L	709	PACIFIC LIFE GRP	113,894,964	1.41%	75.53%
18	L	4750	PRIMERICA GRP	107,805,957	1.34%	76.86%
19	L	332	PRINCIPAL FIN GRP	94,348,434	1.17%	78.04%
20	L	261	MUTUAL OF OMAHA GRP	89,929,698	1.12%	79.15%
21	L	458	DAI-ICHI LIFE HOLDINGS INC GRP	84,773,303	1.05%	80.20%
22	L	176	STATE FARM GRP	84,587,201	1.05%	81.25%
23	L	872	BANNER LIFE GRP	76,383,328	0.95%	82.20%
24	L	431	SAMMONS ENTERPRISES GRP	70,410,933	0.87%	83.08%
25	L	290	GLOBE LIFE INC GRP	69,831,953	0.87%	83.94%
26	L	91	HARTFORD FIRE & CAS GRP	61,679,440	0.77%	84.71%
27	L	212	ZURICH INS GRP	52,173,558	0.65%	85.36%
28	L	3891	GLOBAL ATLANTIC GRP	48,681,318	0.60%	85.96%
29	L	565	UNUM GRP	48,607,704	0.60%	86.57%
30	L	4832	VOYA FINANCIAL GRP	47,849,966	0.59%	87.16%
31	L	4925	KUVARE GRP	47,235,131	0.59%	87.75%
32	L	836	WEST SOUTHERN GRP	45,155,033	0.56%	88.31%
33	L	761	ALLIANZ INS GRP	44,669,688	0.55%	88.86%
34	L	4011	GENWORTH FIN GRP	41,306,981	0.51%	89.37%
35	L	58033	KNIGHTS OF COLUMBUS	38,891,591	0.48%	89.86%
36	L	4855	SUMITOMO LIFE INS GRP	36,771,719	0.46%	90.31%
37	L	4	AMERIPRISE FIN GRP	34,183,407	0.42%	90.74%
38	L	233	CNO FINANCIAL GRP	32,173,543	0.40%	91.14%
39	L	4853	AAA LIFE GRP	31,565,125	0.39%	91.53%
40	L	704	CONSTELLATION INS HOLDINGS GRP	30,719,644	0.38%	91.91%
41	L	549	SUN LIFE FINANCIAL INC GRP	30,348,287	0.38%	92.29%
42	L	68772	SECURITY MUT LIFE INS CO OF NY	28,417,462	0.35%	92.64%
43	L	670	FIDELITY NATL FIN INC GRP	27,859,945	0.35%	92.99%
44	L	306	TRUSTAGE GRP	27,197,265	0.34%	93.32%
45	L	943	AMERITAS MUT HOLDING GRP	25,310,794	0.31%	93.64%
46	L	5014	EVERLAKE HOLDINGS GRP	25,236,026	0.31%	93.95%
47	L	4992	RESOLUTION LIFE US HOLDINGS GRP	24,026,864	0.30%	94.25%
48	L	408	BROOKFIELD ASSET MGMT REINS PARTNERS	23,639,291	0.29%	94.54%
49	L	200	UNITED SERV AUTOMOBILE ASSN GRP	23,559,655	0.29%	94.84%
50	L	619	ONEAMERICA FIN PARTNERS GRP	22,122,932	0.27%	95.11%
51	L	4736	GGC GRP	21,796,394	0.27%	95.38%
52	L	4926	TALCOTT HOLDINGS GRP	20,923,698	0.26%	95.64%
53	L	1216	TIAA FAMILY GRP	20,735,251	0.26%	95.90%
54	L	3098	TOKIO MARINE HOLDINGS INC GRP	16,978,556	0.21%	96.11%
55	L	65927	LINCOLN HERITAGE LIFE INS CO	16,649,644	0.21%	96.32%
56	L	58068	INDEPENDENT ORDER OF FORESTERS US BR	16,474,859	0.20%	96.52%
57	L	4553	SAVINGS BANK LIFE GRP	15,798,082	0.20%	96.72%
58	L	56014	THRIVENT FINANCIAL FOR LUTHERANS	15,300,016	0.19%	96.91%
59	L	918	JACKSON NATL GRP	14,429,352	0.18%	97.09%
60	L	1348	MEIJI YASUDA LIFE INS GRP	13,788,101	0.17%	97.26%
61	L	449	FINANCIAL HOLDINGS GRP	13,296,934	0.17%	97.42%
62	L	4213	WILTON RE GRP	12,442,016	0.15%	97.58%
63	L	901	CIGNA HLTH GRP	12,352,386	0.15%	97.73%

Life Insurance Industry
Life/Health and Fraternal Insurers
2022 Market Share Report - Total Premium
Life Insurance

New Jersey

Rank	Business Type	Group/ Company Code	Group/Company Name	Direct Written Premium	Market Share	Cumulative Market Share
64	L	581	BOSTON MUT GRP	10,747,938	0.13%	97.86%
65	L	535	COLUMBIAN LIFE GRP	9,966,793	0.12%	97.99%
66	L	876	ARKANSAS BCBS GRP	9,281,660	0.12%	98.10%
67	L	588	KANSAS CITY LIFE INS GRP	8,266,853	0.10%	98.21%
68	L	64505	HOMESTEADERS LIFE CO	7,887,154	0.10%	98.30%
69	L	315	INDUSTRIAL ALLIANCE GRP	7,139,880	0.09%	98.39%
70	L	370	AFLAC GRP	7,014,882	0.09%	98.48%
71	L	4947	PROSPERITY LIFE INS GRP	6,819,326	0.08%	98.56%
72	L	769	GREAT WEST GRP	6,203,510	0.08%	98.64%
73	L	63290	FIDELITY LIFE ASSN A LEGAL RESERVE L	5,822,342	0.07%	98.71%
74	L	276	TRUSTMARK MUT HOLDING CO GRP	5,568,117	0.07%	98.78%
75	L	28	AMICA MUT GRP	4,437,327	0.06%	98.84%
76	L	8	ALLSTATE INS GRP	3,982,044	0.05%	98.89%
77	L	4941	NATIONAL WESTERN LIFE GRP	3,939,381	0.05%	98.94%
78	L	626	CHUBB LTD GRP	3,861,134	0.05%	98.98%
79	L	215	KEMPER CORP GRP	3,692,521	0.05%	99.03%
80	L	367	PHYSICIANS MUT GRP	3,529,471	0.04%	99.07%
81	L	4734	APOLLO GLOBAL MGMT GRP	3,483,442	0.04%	99.12%
82	L	60216	AMALGAMATED LIFE INS CO	3,284,825	0.04%	99.16%
83	L	67180	OHIO STATE LIFE INS CO	3,050,183	0.04%	99.20%
84	L	525	PAN AMER LIFE GRP	3,042,277	0.04%	99.23%
85	L	57657	ROYAL NEIGHBORS OF AMER	2,927,707	0.04%	99.27%
86	L	917	HCSC GRP	2,893,235	0.04%	99.31%
87	L	181	SWISS RE GRP	2,887,155	0.04%	99.34%
88	L	1	CVS GRP	2,535,306	0.03%	99.37%
89	L	781	UNION LABOR GRP	2,504,955	0.03%	99.40%
90	L	244	CINCINNATI FIN GRP	2,383,210	0.03%	99.43%
91	L	707	UNITEDHEALTH GRP	2,320,236	0.03%	99.46%
92	L	60445	SAGICOR LIFE INS CO	2,232,524	0.03%	99.49%
93	L	4955	POWELL INS GRP	2,209,984	0.03%	99.52%
94	L	1211	NATIONAL GUARDIAN LIFE INS GRP	2,160,922	0.03%	99.54%
95	L	5021	ONEMAIN HOLDINGS INC GRP	2,098,220	0.03%	99.57%
96	L	4903	CALTON HOLDINGS GRP	2,097,066	0.03%	99.60%
97	L	4862	ASSURITY GRP	2,039,266	0.03%	99.62%
98	L	77879	5 STAR LIFE INS CO	1,781,428	0.02%	99.64%
99	L	7	FEDERATED MUT GRP	1,768,463	0.02%	99.67%
100	L	3436	LIBERTY LIFE GRP TRUST GRP	1,753,086	0.02%	99.69%
101	L	61212	BALTIMORE LIFE INS CO	1,502,172	0.02%	99.71%
102	L	451	FIDELITY SECURITY GRP	1,363,152	0.02%	99.72%
103	L	58009	POLICE & FIREMENS INS ASSN	1,310,904	0.02%	99.74%
104	L	330	AMERICAN FIDELITY CORP GRP	1,252,866	0.02%	99.75%
105	L	69310	SURETY LIFE INS CO	1,178,642	0.01%	99.77%
106	L	542	INDIANA FARM BUREAU GRP	1,133,699	0.01%	99.78%
107	L	169	SENTRY INS GRP	942,314	0.01%	99.80%
108	L	3527	AMERICAN ENTERPRISE MUT GRP	852,356	0.01%	99.81%
109	L	671	ELEVANCE HLTH INC GRP	830,688	0.01%	99.82%
110	L	574	AMERCO CORP GRP	788,096	0.01%	99.83%
111	L	981	FIDELITY INVESTMENT INS & ANN GRP	769,827	0.01%	99.84%
112	L	344	CHURCH PENSION FUND GRP	758,371	0.01%	99.84%
113	L	1117	MANHATTAN LIFE GRP	724,636	0.01%	99.85%
114	L	93777	REVOL ONE INS CO	716,958	0.01%	99.86%
115	L	687	GUARANTEE TRUST GRP	645,563	0.01%	99.87%
116	L	4890	SBL HOLDINGS GRP	541,734	0.01%	99.88%
117	L	300	HORACE MANN GRP	541,456	0.01%	99.88%
118	L	213	ERIE INS GRP	487,638	0.01%	99.89%
119	L	63819	UNITY FINANCIAL LIFE INS CO	482,062	0.01%	99.90%
120	L	57142	SONS OF NORWAY	454,302	0.01%	99.90%
121	L	4794	GROUP 1001 INS HOLDINGS GRP	435,014	0.01%	99.91%
122	L	57215	UKRAINIAN NATL ASSN INC	334,992	- %	99.91%
123	L	4639	RGA INC GRP	312,161	- %	99.92%
124	L	61921	CITIZENS SECURITY LIFE INS CO	309,706	- %	99.92%
125	L	23	BCS INS GRP	309,176	- %	99.92%
			TOTAL	8,054,168,606	100.00%	100.00%

Life Insurance Industry
Life/Health and Fraternal Insurers
2022 Market Share Report - Total Premium
Life Insurance

New Mexico

Rank	Business Type	Group/ Company Code	Group/Company Name	Direct Written Premium	Market Share	Cumulative Market Share
1	L	826	NEW YORK LIFE GRP	62,054,248	8.12%	8.12%
2	L	860	NORTHWESTERN MUT GRP	49,274,805	6.45%	14.57%
3	L	304	PRUDENTIAL OF AMER GRP	45,449,504	5.95%	20.52%
4	L	241	METROPOLITAN GRP	40,757,967	5.33%	25.85%
5	L	176	STATE FARM GRP	34,469,743	4.51%	30.36%
6	L	435	MASS MUT LIFE INS GRP	25,501,273	3.34%	33.70%
7	L	1348	MEIJI YASUDA LIFE INS GRP	24,281,158	3.18%	36.87%
8	L	20	LINCOLN NATL GRP	22,733,251	2.97%	39.85%
9	L	869	MINNESOTA MUT GRP	18,830,224	2.46%	42.31%
10	L	408	BROOKFIELD ASSET MGMT REINS PARTNERS	18,757,098	2.45%	44.77%
11	L	290	GLOBE LIFE INC GRP	18,517,936	2.42%	47.19%
12	L	261	MUTUAL OF OMAHA GRP	18,440,595	2.41%	49.60%
13	L	212	ZURICH INS GRP	18,125,645	2.37%	51.97%
14	L	91	HARTFORD FIRE & CAS GRP	17,021,316	2.23%	54.20%
15	L	468	AEGON US HOLDING GRP	16,824,023	2.20%	56.40%
16	L	709	PACIFIC LIFE GRP	14,834,303	1.94%	58.34%
17	L	513	IOWA FARM BUREAU GRP	13,483,685	1.76%	60.11%
18	L	12	AMERICAN INTL GRP	12,043,711	1.58%	61.68%
19	L	306	TRUSTAGE GRP	11,630,024	1.52%	63.21%
20	L	904	JOHN HANCOCK GRP	11,398,800	1.49%	64.70%
21	L	431	SAMMONS ENTERPRISES GRP	11,180,375	1.46%	66.16%
22	L	458	DAI-ICHI LIFE HOLDINGS INC GRP	10,297,876	1.35%	67.51%
23	L	565	UNUM GRP	9,738,891	1.27%	68.78%
24	L	4750	PRIMERICA GRP	9,267,333	1.21%	70.00%
25	L	4213	WILTON RE GRP	8,774,456	1.15%	71.14%
26	L	200	UNITED SERV AUTOMOBILE ASSN GRP	8,533,067	1.12%	72.26%
27	L	332	PRINCIPAL FIN GRP	7,478,676	0.98%	73.24%
28	L	3891	GLOBAL ATLANTIC GRP	6,820,230	0.89%	74.13%
29	L	836	WEST SOUTHERN GRP	6,688,707	0.88%	75.01%
30	L	850	PENN MUT GRP	6,686,553	0.87%	75.88%
31	L	4925	KUVARE GRP	6,684,332	0.87%	76.76%
32	L	634	NATIONAL LIFE GRP	6,618,225	0.87%	77.62%
33	L	4932	BRIGHTHOUSE HOLDINGS GRP	6,045,541	0.79%	78.41%
34	L	4832	VOYA FINANCIAL GRP	5,712,185	0.75%	79.16%
35	L	58033	KNIGHTS OF COLUMBUS	5,571,853	0.73%	79.89%
36	L	4853	AAA LIFE GRP	5,523,314	0.72%	80.61%
37	L	140	NATIONWIDE CORP GRP	5,343,216	0.70%	81.31%
38	L	761	ALLIANZ INS GRP	5,267,250	0.69%	82.00%
39	L	1211	NATIONAL GUARDIAN LIFE INS GRP	5,106,363	0.67%	82.67%
40	L	5014	EVERLAKE HOLDINGS GRP	5,077,777	0.66%	83.33%
41	L	4965	EQUITABLE HOLDINGS INC GRP	5,002,731	0.65%	83.99%
42	L	429	GUARDIAN LIFE GRP	4,957,041	0.65%	84.64%
43	L	4011	GENWORTH FIN GRP	4,810,175	0.63%	85.27%
44	L	872	BANNER LIFE GRP	4,801,240	0.63%	85.89%
45	L	801	DIRECTORS INVESTMENT GRP	4,302,083	0.56%	86.46%
46	L	58068	INDEPENDENT ORDER OF FORESTERS US BR	4,205,225	0.55%	87.01%
47	L	917	HCSC GRP	3,940,255	0.52%	87.52%
48	L	56014	THRIVENT FINANCIAL FOR LUTHERANS	3,846,351	0.50%	88.03%
49	L	233	CNO FINANCIAL GRP	3,821,311	0.50%	88.53%
50	L	65927	LINCOLN HERITAGE LIFE INS CO	3,769,740	0.49%	89.02%
51	L	4926	TALCOTT HOLDINGS GRP	3,553,718	0.47%	89.49%
52	L	449	FINANCIAL HOLDINGS GRP	3,413,521	0.45%	89.93%
53	L	370	AFLAC GRP	3,352,948	0.44%	90.37%
54	L	619	ONEAMERICA FIN PARTNERS GRP	3,307,791	0.43%	90.80%
55	L	918	JACKSON NATL GRP	3,089,207	0.40%	91.21%
56	L	670	FIDELITY NATL FIN INC GRP	2,822,710	0.37%	91.58%
57	L	549	SUN LIFE FINANCIAL INC GRP	2,594,930	0.34%	91.92%
58	L	315	INDUSTRIAL ALLIANCE GRP	2,568,490	0.34%	92.25%
59	L	57320	WOODMEN WORLD LIFE INS SOC	2,555,122	0.33%	92.59%
60	L	3527	AMERICAN ENTERPRISE MUT GRP	2,541,563	0.33%	92.92%
61	L	4	AMERIPRISE FIN GRP	2,467,384	0.32%	93.24%
62	L	943	AMERITAS MUT HOLDING GRP	2,331,283	0.31%	93.55%
63	L	4855	SUMITOMO LIFE INS GRP	2,216,281	0.29%	93.84%

Life Insurance Industry
Life/Health and Fraternal Insurers
2022 Market Share Report - Total Premium
Life Insurance

New Mexico

Rank	Business Type	Group/ Company Code	Group/Company Name	Direct Written Premium	Market Share	Cumulative Market Share
64	L	77879	5 STAR LIFE INS CO	2,118,427	0.28%	94.11%
65	L	4736	GGC GRP	1,976,966	0.26%	94.37%
66	L	707	UNITEDHEALTH GRP	1,863,552	0.24%	94.62%
67	L	4992	RESOLUTION LIFE US HOLDINGS GRP	1,830,558	0.24%	94.86%
68	L	704	CONSTELLATION INS HOLDINGS GRP	1,813,730	0.24%	95.09%
69	L	7	FEDERATED MUT GRP	1,798,728	0.24%	95.33%
70	L	588	KANSAS CITY LIFE INS GRP	1,740,531	0.23%	95.56%
71	L	367	PHYSICIANS MUT GRP	1,720,704	0.23%	95.78%
72	L	1216	TIAA FAMILY GRP	1,614,685	0.21%	95.99%
73	L	4941	NATIONAL WESTERN LIFE GRP	1,411,572	0.18%	96.18%
74	L	8	ALLSTATE INS GRP	1,382,914	0.18%	96.36%
75	L	64505	HOMESTEADERS LIFE CO	1,377,240	0.18%	96.54%
76	L	3098	TOKIO MARINE HOLDINGS INC GRP	1,341,465	0.18%	96.72%
77	L	63290	FIDELITY LIFE ASSN A LEGAL RESERVE L	1,314,867	0.17%	96.89%
78	L	181	SWISS RE GRP	1,272,228	0.17%	97.05%
79	L	535	COLUMBIAN LIFE GRP	1,217,642	0.16%	97.21%
80	L	57541	MODERN WOODMEN OF AMER	1,140,951	0.15%	97.36%
81	L	5021	ONEMAIN HOLDINGS INC GRP	1,108,366	0.15%	97.51%
82	L	901	CIGNA HLTH GRP	1,046,966	0.14%	97.64%
83	L	454	SECURITY NATL GRP	1,021,348	0.13%	97.78%
84	L	4712	GPM LIFE GRP	994,384	0.13%	97.91%
85	L	690	CENTRAL STATES GRP	813,041	0.11%	98.01%
86	L	4553	SAVINGS BANK LIFE GRP	724,169	0.09%	98.11%
87	L	244	CINCINNATI FIN GRP	686,708	0.09%	98.20%
88	L	300	HORACE MANN GRP	605,184	0.08%	98.28%
89	L	330	AMERICAN FIDELITY CORP GRP	584,141	0.08%	98.35%
90	L	542	INDIANA FARM BUREAU GRP	547,126	0.07%	98.43%
91	L	4947	PROSPERITY LIFE INS GRP	489,621	0.06%	98.49%
92	L	4955	POWELL INS GRP	472,835	0.06%	98.55%
93	L	4734	APOLLO GLOBAL MGMT GRP	464,144	0.06%	98.61%
94	L	661	BCBS OF SC GRP	441,438	0.06%	98.67%
95	L	57657	ROYAL NEIGHBORS OF AMER	435,620	0.06%	98.73%
96	L	525	PAN AMER LIFE GRP	435,188	0.06%	98.78%
97	L	4862	ASSURITY GRP	389,329	0.05%	98.84%
98	L	82252	TRUSPIRE RETIREMENT INS CO	378,171	0.05%	98.89%
99	L	626	CHUBB LTD GRP	375,105	0.05%	98.93%
100	L	615	BENEFICIAL LIFE GRP	335,467	0.04%	98.98%
101	L	28	AMICA MUT GRP	332,974	0.04%	99.02%
102	L	276	TRUSTMARK MUT HOLDING CO GRP	332,166	0.04%	99.07%
103	L	1	CVS GRP	302,920	0.04%	99.10%
104	L	60542	AMERICAN HOME LIFE INS CO	292,971	0.04%	99.14%
105	L	4824	ADVANTAGE CAPITAL GRP	292,473	0.04%	99.18%
106	L	473	AMERICAN FAMILY INS GRP	292,024	0.04%	99.22%
107	L	60445	SAGICOR LIFE INS CO	278,403	0.04%	99.26%
108	L	4903	CALTON HOLDINGS GRP	272,871	0.04%	99.29%
109	L	61212	BALTIMORE LIFE INS CO	245,216	0.03%	99.32%
110	L	62928	EMC NATL LIFE CO	234,901	0.03%	99.35%
111	L	68772	SECURITY MUT LIFE INS CO OF NY	234,104	0.03%	99.39%
112	L	581	BOSTON MUT GRP	230,818	0.03%	99.42%
113	L	1117	MANHATTAN LIFE GRP	223,477	0.03%	99.44%
114	L	4890	SBL HOLDINGS GRP	215,361	0.03%	99.47%
115	L	344	CHURCH PENSION FUND GRP	211,703	0.03%	99.50%
116	L	574	AMERCO CORP GRP	204,397	0.03%	99.53%
117	L	64580	ILLINOIS MUT LIFE INS CO	195,212	0.03%	99.55%
118	L	730	MEDICAL MUT OF OH GRP	188,297	0.02%	99.58%
119	L	87920	LOCOMOTIVE ENGINEERS & CONDUCTORS MU	179,742	0.02%	99.60%
120	L	671	ELEVANCE HLTH INC GRP	178,143	0.02%	99.62%
121	L	3436	LIBERTY LIFE GRP TRUST GRP	165,275	0.02%	99.65%
122	L	451	FIDELITY SECURITY GRP	159,990	0.02%	99.67%
123	L	50	COUNTRY INS & FIN SERV GRP	153,478	0.02%	99.69%
124	L	56030	CATHOLIC FINANCIAL LIFE	143,332	0.02%	99.71%
125	L	687	GUARANTEE TRUST GRP	135,531	0.02%	99.72%
			TOTAL	764,210,876	100.00%	100.00%

Life Insurance Industry
Life/Health and Fraternal Insurers
2022 Market Share Report - Total Premium
Life Insurance

New York

Rank	Business Type	Group/ Company Code	Group/Company Name	Direct Written Premium	Market Share	Cumulative Market Share
1	L	826	NEW YORK LIFE GRP	1,533,537,639	11.31%	11.31%
2	L	435	MASS MUT LIFE INS GRP	1,526,790,942	11.26%	22.57%
3	L	241	METROPOLITAN GRP	1,165,757,333	8.60%	31.16%
4	L	429	GUARDIAN LIFE GRP	1,049,006,743	7.74%	38.90%
5	L	860	NORTHWESTERN MUT GRP	995,309,007	7.34%	46.24%
6	L	304	PRUDENTIAL OF AMER GRP	880,320,076	6.49%	52.73%
7	L	140	NATIONWIDE CORP GRP	457,431,532	3.37%	56.11%
8	L	4965	EQUITABLE HOLDINGS INC GRP	418,122,968	3.08%	59.19%
9	L	20	LINCOLN NATL GRP	389,884,221	2.88%	62.06%
10	L	904	JOHN HANCOCK GRP	374,704,375	2.76%	64.83%
11	L	850	PENN MUT GRP	302,812,020	2.23%	67.06%
12	L	468	AEGON US HOLDING GRP	273,832,357	2.02%	69.08%
13	L	332	PRINCIPAL FIN GRP	217,764,763	1.61%	70.69%
14	L	12	AMERICAN INTL GRP	213,330,666	1.57%	72.26%
15	L	869	MINNESOTA MUT GRP	207,711,737	1.53%	73.79%
16	L	68772	SECURITY MUT LIFE INS CO OF NY	198,525,767	1.46%	75.25%
17	L	634	NATIONAL LIFE GRP	198,343,217	1.46%	76.72%
18	L	872	BANNER LIFE GRP	194,830,312	1.44%	78.15%
19	L	4750	PRIMERICA GRP	177,015,217	1.31%	79.46%
20	L	176	STATE FARM GRP	172,757,715	1.27%	80.73%
21	L	4213	WILTON RE GRP	168,978,442	1.25%	81.98%
22	L	709	PACIFIC LIFE GRP	161,424,638	1.19%	83.17%
23	L	4832	VOYA FINANCIAL GRP	144,868,052	1.07%	84.24%
24	L	290	GLOBE LIFE INC GRP	142,226,155	1.05%	85.29%
25	L	261	MUTUAL OF OMAHA GRP	134,333,255	0.99%	86.28%
26	L	4932	BRIGHTHOUSE HOLDINGS GRP	131,527,367	0.97%	87.25%
27	L	91	HARTFORD FIRE & CAS GRP	125,129,396	0.92%	88.17%
28	L	565	UNUM GRP	116,305,109	0.86%	89.03%
29	L	836	WEST SOUTHERN GRP	99,058,305	0.73%	89.76%
30	L	458	DAI-ICHI LIFE HOLDINGS INC GRP	84,809,785	0.63%	90.38%
31	L	4926	TALCOTT HOLDINGS GRP	82,065,538	0.61%	90.99%
32	L	4736	GGC GRP	80,383,062	0.59%	91.58%
33	L	943	AMERITAS MUT HOLDING GRP	72,628,557	0.54%	92.12%
34	L	4	AMERIPRISE FIN GRP	65,188,164	0.48%	92.60%
35	L	4011	GENWORTH FIN GRP	53,456,673	0.39%	92.99%
36	L	1216	TIAA FAMILY GRP	52,839,640	0.39%	93.38%
37	L	233	CNO FINANCIAL GRP	52,445,403	0.39%	93.77%
38	L	549	SUN LIFE FINANCIAL INC GRP	50,024,660	0.37%	94.14%
39	L	58033	KNIGHTS OF COLUMBUS	44,829,224	0.33%	94.47%
40	L	408	BROOKFIELD ASSET MGMT REINS PARTNERS	40,163,952	0.30%	94.76%
41	L	3891	GLOBAL ATLANTIC GRP	37,609,916	0.28%	95.04%
42	L	306	TRUSTAGE GRP	37,112,720	0.27%	95.32%
43	L	4947	PROSPERITY LIFE INS GRP	36,795,372	0.27%	95.59%
44	L	1348	MEIJI YASUDA LIFE INS GRP	35,884,393	0.26%	95.85%
45	L	56014	THRIVENT FINANCIAL FOR LUTHERANS	34,836,880	0.26%	96.11%
46	L	535	COLUMBIAN LIFE GRP	34,491,381	0.25%	96.36%
47	L	60216	AMALGAMATED LIFE INS CO	32,102,054	0.24%	96.60%
48	L	3098	TOKIO MARINE HOLDINGS INC GRP	31,084,619	0.23%	96.83%
49	L	761	ALLIANZ INS GRP	31,027,061	0.23%	97.06%
50	L	200	UNITED SERV AUTOMOBILE ASSN GRP	29,448,936	0.22%	97.28%
51	L	58068	INDEPENDENT ORDER OF FORESTERS US BR	29,370,051	0.22%	97.49%
52	L	4734	APOLLO GLOBAL MGMT GRP	25,733,193	0.19%	97.68%
53	L	4992	RESOLUTION LIFE US HOLDINGS GRP	25,216,410	0.19%	97.87%
54	L	4855	SUMITOMO LIFE INS GRP	23,684,974	0.17%	98.04%
55	L	626	CHUBB LTD GRP	22,964,185	0.17%	98.21%
56	L	901	CIGNA HLTH GRP	21,058,793	0.16%	98.37%
57	L	212	ZURICH INS GRP	20,301,135	0.15%	98.52%
58	L	670	FIDELITY NATL FIN INC GRP	19,654,498	0.14%	98.66%
59	L	581	BOSTON MUT GRP	17,455,571	0.13%	98.79%
60	L	4853	AAA LIFE GRP	15,380,061	0.11%	98.90%
61	L	769	GREAT WEST GRP	14,567,153	0.11%	99.01%
62	L	370	AFLAC GRP	14,137,086	0.10%	99.12%
63	L	671	ELEVANCE HLTH INC GRP	12,365,818	0.09%	99.21%

Life Insurance Industry
Life/Health and Fraternal Insurers
2022 Market Share Report - Total Premium
Life Insurance

New York

Rank	Business Type	Group/ Company Code	Group/Company Name	Direct Written Premium	Market Share	Cumulative Market Share
64	L	4925	KUVARE GRP	8,452,013	0.06%	99.27%
65	L	4794	GROUP 1001 INS HOLDINGS GRP	8,313,181	0.06%	99.33%
66	L	28	AMICA MUT GRP	7,919,176	0.06%	99.39%
67	L	707	UNITEDHEALTH GRP	6,160,723	0.05%	99.43%
68	L	918	JACKSON NATL GRP	6,107,130	0.05%	99.48%
69	L	781	UNION LABOR GRP	5,474,610	0.04%	99.52%
70	L	477	RENAISSANCE HLTH SERV CORP GRP	4,804,854	0.04%	99.55%
71	L	7	FEDERATED MUT GRP	4,783,793	0.04%	99.59%
72	L	1295	CENTENE CORP GRP	4,269,502	0.03%	99.62%
73	L	704	CONSTELLATION INS HOLDINGS GRP	3,634,637	0.03%	99.65%
74	L	276	TRUSTMARK MUT HOLDING CO GRP	3,599,254	0.03%	99.67%
75	L	57320	WOODMEN WORLD LIFE INS SOC	3,189,164	0.02%	99.70%
76	L	1	CVS GRP	2,763,638	0.02%	99.72%
77	L	5014	EVERLAKE HOLDINGS GRP	2,418,217	0.02%	99.74%
78	L	5016	AQUARIAN INS HOLDINGS GRP	2,114,404	0.02%	99.75%
79	L	4553	SAVINGS BANK LIFE GRP	1,901,386	0.01%	99.77%
80	L	344	CHURCH PENSION FUND GRP	1,704,225	0.01%	99.78%
81	L	4803	SHELTERPOINT GRP INC	1,703,827	0.01%	99.79%
82	L	58181	SUPREME COUNCIL THE ROYAL ARCANUM	1,668,414	0.01%	99.80%
83	L	315	INDUSTRIAL ALLIANCE GRP	1,555,801	0.01%	99.82%
84	L	525	PAN AMER LIFE GRP	1,459,813	0.01%	99.83%
85	L	1117	MANHATTAN LIFE GRP	1,458,852	0.01%	99.84%
86	L	8	ALLSTATE INS GRP	1,416,508	0.01%	99.85%
87	L	619	ONEAMERICA FIN PARTNERS GRP	1,379,928	0.01%	99.86%
88	L	57541	MODERN WOODMEN OF AMER	1,239,177	0.01%	99.87%
89	L	981	FIDELITY INVESTMENT INS & ANN GRP	918,245	0.01%	99.87%
90	L	588	KANSAS CITY LIFE INS GRP	909,068	0.01%	99.88%
91	L	77879	5 STAR LIFE INS CO	810,826	0.01%	99.89%
92	L	65927	LINCOLN HERITAGE LIFE INS CO	786,951	0.01%	99.89%
93	L	58009	POLICE & FIREMENS INS ASSN	695,159	0.01%	99.90%
94	L	449	FINANCIAL HOLDINGS GRP	654,630	- %	99.90%
95	L	56758	LOYAL CHRISTIAN BENEFIT ASSN	601,625	- %	99.91%
96	L	158	FAIRFAX FIN GRP	566,540	- %	99.91%
97	L	57010	WILLIAM PENN ASSN	541,781	- %	99.91%
98	L	213	ERIE INS GRP	440,299	- %	99.92%
99	L	87920	LOCOMOTIVE ENGINEERS & CONDUCTORS MU	431,108	- %	99.92%
100	L	473	AMERICAN FAMILY INS GRP	429,827	- %	99.92%
101	L	4903	CALTON HOLDINGS GRP	429,544	- %	99.93%
102	L	1211	NATIONAL GUARDIAN LIFE INS GRP	400,729	- %	99.93%
103	L	350	GENERAL ELECTRIC GRP	387,769	- %	99.93%
104	L	169	SENTRY INS GRP	386,833	- %	99.94%
105	L	56138	CSA FRATERNAL LIFE	375,185	- %	99.94%
106	L	244	CINCINNATI FIN GRP	360,883	- %	99.94%
107	L	56251	MUTUAL BENEFICIAL ASSN INC	356,428	- %	99.94%
108	L	56332	FIRST CATH SLOVAK LADIES ASSN USA	351,709	- %	99.95%
109	L	63290	FIDELITY LIFE ASSN A LEGAL RESERVE L	344,712	- %	99.95%
110	L	57290	WORKMENS BENEFIT FUND OF THE USA	326,030	- %	99.95%
111	L	56170	WOMANS LIFE INS SOCIETY	304,990	- %	99.95%
112	L	50	COUNTRY INS & FIN SERV GRP	285,242	- %	99.96%
113	L	23	BCS INS GRP	267,488	- %	99.96%
114	L	4862	ASSURITY GRP	252,557	- %	99.96%
115	L	367	PHYSICIANS MUT GRP	235,522	- %	99.96%
116	L	56685	GBU FINANCIAL LIFE	222,047	- %	99.96%
117	L	57622	POLISH NATL ALLIANCE US OF NA	215,922	- %	99.96%
118	L	88668	MUTUAL OF AMER LIFE INS CO	213,780	- %	99.97%
119	L	61212	BALTIMORE LIFE INS CO	211,030	- %	99.97%
120	L	4890	SBL HOLDINGS GRP	201,308	- %	99.97%
121	L	4877	TWA & AMFI CORP GRP	199,447	- %	99.97%
122	L	3527	AMERICAN ENTERPRISE MUT GRP	192,706	- %	99.97%
123	L	69310	SURETY LIFE INS CO	175,680	- %	99.97%
124	L	330	AMERICAN FIDELITY CORP GRP	166,541	- %	99.97%
125	L	67180	OHIO STATE LIFE INS CO	155,944	- %	99.98%
			TOTAL	13,560,369,575	100.00%	100.00%

Life Insurance Industry
Life/Health and Fraternal Insurers
2022 Market Share Report - Total Premium
Life Insurance

North Carolina

Rank	Business Type	Group/ Company Code	Group/Company Name	Direct Written Premium	Market Share	Cumulative Market Share
1	L	860	NORTHWESTERN MUT GRP	386,053,568	6.18%	6.18%
2	L	431	SAMMONS ENTERPRISES GRP	367,887,748	5.89%	12.07%
3	L	241	METROPOLITAN GRP	360,112,082	5.76%	17.83%
4	L	458	DAI-ICHI LIFE HOLDINGS INC GRP	346,276,810	5.54%	23.37%
5	L	20	LINCOLN NATL GRP	297,712,136	4.76%	28.14%
6	L	826	NEW YORK LIFE GRP	267,726,737	4.29%	32.42%
7	L	304	PRUDENTIAL OF AMER GRP	237,192,992	3.80%	36.22%
8	L	140	NATIONWIDE CORP GRP	218,771,279	3.50%	39.72%
9	L	68896	SOUTHERN FARM BUREAU LIFE INS CO	207,163,791	3.32%	43.04%
10	L	435	MASS MUT LIFE INS GRP	195,345,879	3.13%	46.16%
11	L	468	AEGON US HOLDING GRP	152,624,018	2.44%	48.61%
12	L	176	STATE FARM GRP	146,334,648	2.34%	50.95%
13	L	261	MUTUAL OF OMAHA GRP	132,351,505	2.12%	53.07%
14	L	565	UNUM GRP	128,502,050	2.06%	55.12%
15	L	869	MINNESOTA MUT GRP	124,396,093	1.99%	57.11%
16	L	904	JOHN HANCOCK GRP	106,593,709	1.71%	58.82%
17	L	709	PACIFIC LIFE GRP	105,949,030	1.70%	60.52%
18	L	212	ZURICH INS GRP	98,881,350	1.58%	62.10%
19	L	12	AMERICAN INTL GRP	98,803,913	1.58%	63.68%
20	L	429	GUARDIAN LIFE GRP	96,914,567	1.55%	65.23%
21	L	91	HARTFORD FIRE & CAS GRP	93,785,361	1.50%	66.73%
22	L	634	NATIONAL LIFE GRP	88,932,571	1.42%	68.15%
23	L	290	GLOBE LIFE INC GRP	88,309,333	1.41%	69.57%
24	L	836	WEST SOUTHERN GRP	78,422,642	1.26%	70.82%
25	L	4965	EQUITABLE HOLDINGS INC GRP	68,765,078	1.10%	71.92%
26	L	332	PRINCIPAL FIN GRP	65,169,948	1.04%	72.97%
27	L	306	TRUSTAGE GRP	62,879,561	1.01%	73.97%
28	L	4832	VOYA FINANCIAL GRP	60,873,549	0.97%	74.95%
29	L	850	PENN MUT GRP	59,995,052	0.96%	75.91%
30	L	4750	PRIMERICA GRP	57,315,937	0.92%	76.83%
31	L	4932	BRIGHTHOUSE HOLDINGS GRP	52,973,996	0.85%	77.67%
32	L	4011	GENWORTH FIN GRP	50,744,508	0.81%	78.49%
33	L	200	UNITED SERV AUTOMOBILE ASSN GRP	47,258,873	0.76%	79.24%
34	L	57320	WOODMEN WORLD LIFE INS SOC	40,309,213	0.65%	79.89%
35	L	872	BANNER LIFE GRP	39,700,221	0.64%	80.52%
36	L	233	CNO FINANCIAL GRP	35,815,614	0.57%	81.10%
37	L	761	ALLIANZ INS GRP	35,772,537	0.57%	81.67%
38	L	619	ONEAMERICA FIN PARTNERS GRP	35,546,321	0.57%	82.24%
39	L	3891	GLOBAL ATLANTIC GRP	34,525,415	0.55%	82.79%
40	L	449	FINANCIAL HOLDINGS GRP	34,368,920	0.55%	83.34%
41	L	58068	INDEPENDENT ORDER OF FORESTERS US BR	34,205,297	0.55%	83.89%
42	L	4926	TALCOTT HOLDINGS GRP	32,929,144	0.53%	84.41%
43	L	549	SUN LIFE FINANCIAL INC GRP	32,180,694	0.52%	84.93%
44	L	64505	HOMESTEADERS LIFE CO	31,584,077	0.51%	85.43%
45	L	4853	AAA LIFE GRP	30,658,975	0.49%	85.93%
46	L	4925	KUVARE GRP	30,293,640	0.48%	86.41%
47	L	65927	LINCOLN HERITAGE LIFE INS CO	28,843,124	0.46%	86.87%
48	L	56014	THRIVENT FINANCIAL FOR LUTHERANS	28,789,325	0.46%	87.33%
49	L	315	INDUSTRIAL ALLIANCE GRP	27,838,723	0.45%	87.78%
50	L	4855	SUMITOMO LIFE INS GRP	27,739,698	0.44%	88.22%
51	L	4	AMERIPRISE FIN GRP	27,709,680	0.44%	88.67%
52	L	707	UNITEDHEALTH GRP	23,071,168	0.37%	89.04%
53	L	704	CONSTELLATION INS HOLDINGS GRP	21,883,152	0.35%	89.39%
54	L	4213	WILTON RE GRP	21,490,701	0.34%	89.73%
55	L	670	FIDELITY NATL FIN INC GRP	21,487,747	0.34%	90.07%
56	L	535	COLUMBIAN LIFE GRP	21,424,166	0.34%	90.42%
57	L	213	ERIE INS GRP	21,304,580	0.34%	90.76%
58	L	5014	EVERLAKE HOLDINGS GRP	21,060,248	0.34%	91.09%
59	L	918	JACKSON NATL GRP	20,916,365	0.33%	91.43%
60	L	943	AMERITAS MUT HOLDING GRP	20,156,376	0.32%	91.75%
61	L	408	BROOKFIELD ASSET MGMT REINS PARTNERS	16,796,881	0.27%	92.02%
62	L	244	CINCINNATI FIN GRP	15,858,297	0.25%	92.27%
63	L	215	KEMPER CORP GRP	15,430,337	0.25%	92.52%

Life Insurance Industry
Life/Health and Fraternal Insurers
2022 Market Share Report - Total Premium
Life Insurance

North Carolina

Rank	Business Type	Group/ Company Code	Group/Company Name	Direct Written Premium	Market Share	Cumulative Market Share
64	L	370	AFLAC GRP	15,338,145	0.25%	92.77%
65	L	8	ALLSTATE INS GRP	15,183,021	0.24%	93.01%
66	L	876	ARKANSAS BCBS GRP	14,936,545	0.24%	93.25%
67	L	57657	ROYAL NEIGHBORS OF AMER	13,956,831	0.22%	93.47%
68	L	769	GREAT WEST GRP	13,479,015	0.22%	93.69%
69	L	5016	AQUARIAN INS HOLDINGS GRP	12,365,140	0.20%	93.89%
70	L	1348	MEIJI YASUDA LIFE INS GRP	12,279,427	0.20%	94.08%
71	L	1216	TIAA FAMILY GRP	12,256,360	0.20%	94.28%
72	L	14924	SECU LIFE INS CO	11,836,502	0.19%	94.47%
73	L	300	HORACE MANN GRP	11,824,062	0.19%	94.66%
74	L	4734	APOLLO GLOBAL MGMT GRP	11,770,135	0.19%	94.85%
75	L	57541	MODERN WOODMEN OF AMER	11,718,756	0.19%	95.03%
76	L	367	PHYSICIANS MUT GRP	11,646,859	0.19%	95.22%
77	L	4736	GGC GRP	11,604,060	0.19%	95.41%
78	L	58033	KNIGHTS OF COLUMBUS	11,392,732	0.18%	95.59%
79	L	626	CHUBB LTD GRP	11,337,873	0.18%	95.77%
80	L	3436	LIBERTY LIFE GRP TRUST GRP	10,822,657	0.17%	95.94%
81	L	63290	FIDELITY LIFE ASSN A LEGAL RESERVE L	10,035,492	0.16%	96.10%
82	L	1211	NATIONAL GUARDIAN LIFE INS GRP	9,883,706	0.16%	96.26%
83	L	4992	RESOLUTION LIFE US HOLDINGS GRP	9,259,614	0.15%	96.41%
84	L	3527	AMERICAN ENTERPRISE MUT GRP	9,178,702	0.15%	96.56%
85	L	4947	PROSPERITY LIFE INS GRP	8,834,877	0.14%	96.70%
86	L	5021	ONEMAIN HOLDINGS INC GRP	8,474,844	0.14%	96.83%
87	L	3098	TOKIO MARINE HOLDINGS INC GRP	8,239,180	0.13%	96.97%
88	L	7	FEDERATED MUT GRP	8,183,078	0.13%	97.10%
89	L	276	TRUSTMARK MUT HOLDING CO GRP	7,626,947	0.12%	97.22%
90	L	588	KANSAS CITY LIFE INS GRP	7,061,948	0.11%	97.33%
91	L	4955	POWELL INS GRP	6,903,632	0.11%	97.44%
92	L	4553	SAVINGS BANK LIFE GRP	6,869,268	0.11%	97.55%
93	L	901	CIGNA HLTH GRP	6,615,926	0.11%	97.66%
94	L	581	BOSTON MUT GRP	6,449,089	0.10%	97.76%
95	L	77879	5 STAR LIFE INS CO	6,343,789	0.10%	97.86%
96	L	4712	GPM LIFE GRP	6,327,065	0.10%	97.96%
97	L	280	AUTO OWNERS GRP	6,105,061	0.10%	98.06%
98	L	4718	TIPTREE FIN GRP	5,912,283	0.09%	98.16%
99	L	525	PAN AMER LIFE GRP	5,880,761	0.09%	98.25%
100	L	68772	SECURITY MUT LIFE INS CO OF NY	5,876,993	0.09%	98.34%
101	L	181	SWISS RE GRP	5,709,784	0.09%	98.44%
102	L	4941	NATIONAL WESTERN LIFE GRP	5,611,937	0.09%	98.53%
103	L	28	AMICA MUT GRP	4,860,531	0.08%	98.60%
104	L	801	DIRECTORS INVESTMENT GRP	4,801,074	0.08%	98.68%
105	L	4890	SBL HOLDINGS GRP	4,697,206	0.08%	98.76%
106	L	574	AMERCO CORP GRP	4,518,843	0.07%	98.83%
107	L	63819	UNITY FINANCIAL LIFE INS CO	4,089,314	0.07%	98.89%
108	L	4862	ASSURITY GRP	3,840,172	0.06%	98.95%
109	L	4903	CALTON HOLDINGS GRP	3,733,559	0.06%	99.01%
110	L	1	CVS GRP	3,700,847	0.06%	99.07%
111	L	4824	ADVANTAGE CAPITAL GRP	3,544,122	0.06%	99.13%
112	L	1117	MANHATTAN LIFE GRP	3,455,514	0.06%	99.19%
113	L	2858	HOMESHIELD CAPITAL GRP	3,260,425	0.05%	99.24%
114	L	4752	GREGG E ZAHN GRP	3,178,613	0.05%	99.29%
115	L	542	INDIANA FARM BUREAU GRP	3,159,835	0.05%	99.34%
116	L	60445	SAGICOR LIFE INS CO	2,348,209	0.04%	99.38%
117	L	330	AMERICAN FIDELITY CORP GRP	2,236,602	0.04%	99.41%
118	L	61212	BALTIMORE LIFE INS CO	2,183,010	0.03%	99.45%
119	L	64580	ILLINOIS MUT LIFE INS CO	2,026,178	0.03%	99.48%
120	L	687	GUARANTEE TRUST GRP	1,787,361	0.03%	99.51%
121	L	71404	CONTINENTAL GEN INS CO	1,778,940	0.03%	99.54%
122	L	917	HCSC GRP	1,702,056	0.03%	99.56%
123	L	50	COUNTRY INS & FIN SERV GRP	1,663,078	0.03%	99.59%
124	L	56693	GCU	1,553,196	0.02%	99.62%
125	L	62928	EMC NATL LIFE CO	1,495,830	0.02%	99.64%
			TOTAL	6,247,988,670	100.00%	100.00%

Life Insurance Industry
Life/Health and Fraternal Insurers
2022 Market Share Report - Total Premium
Life Insurance

North Dakota

Rank	Business Type	Group/ Company Code	Group/Company Name	Direct Written Premium	Market Share	Cumulative Market Share
1	L	435	MASS MUT LIFE INS GRP	49,720,027	8.29%	8.29%
2	L	56014	THRIVENT FINANCIAL FOR LUTHERANS	42,952,848	7.16%	15.45%
3	L	860	NORTHWESTERN MUT GRP	42,096,949	7.02%	22.47%
4	L	304	PRUDENTIAL OF AMER GRP	33,173,673	5.53%	28.00%
5	L	826	NEW YORK LIFE GRP	32,214,287	5.37%	33.37%
6	L	140	NATIONWIDE CORP GRP	28,265,781	4.71%	38.09%
7	L	431	SAMMONS ENTERPRISES GRP	27,484,724	4.58%	42.67%
8	L	20	LINCOLN NATL GRP	17,325,033	2.89%	45.56%
9	L	904	JOHN HANCOCK GRP	17,169,710	2.86%	48.42%
10	L	869	MINNESOTA MUT GRP	15,841,796	2.64%	51.06%
11	L	332	PRINCIPAL FIN GRP	15,743,965	2.63%	53.69%
12	L	58033	KNIGHTS OF COLUMBUS	14,641,990	2.44%	56.13%
13	L	176	STATE FARM GRP	14,421,313	2.40%	58.53%
14	L	241	METROPOLITAN GRP	12,149,615	2.03%	60.56%
15	L	709	PACIFIC LIFE GRP	10,992,407	1.83%	62.39%
16	L	565	UNUM GRP	10,710,409	1.79%	64.18%
17	L	634	NATIONAL LIFE GRP	10,240,459	1.71%	65.89%
18	L	458	DAI-ICHI LIFE HOLDINGS INC GRP	9,776,359	1.63%	67.52%
19	L	769	GREAT WEST GRP	9,183,466	1.53%	69.05%
20	L	4832	VOYA FINANCIAL GRP	8,781,208	1.46%	70.51%
21	L	473	AMERICAN FAMILY INS GRP	8,561,655	1.43%	71.94%
22	L	4	AMERIPRISE FIN GRP	8,219,399	1.37%	73.31%
23	L	261	MUTUAL OF OMAHA GRP	7,965,491	1.33%	74.64%
24	L	619	ONEAMERICA FIN PARTNERS GRP	7,541,055	1.26%	75.89%
25	L	290	GLOBE LIFE INC GRP	6,932,918	1.16%	77.05%
26	L	513	IOWA FARM BUREAU GRP	6,843,727	1.14%	78.19%
27	L	429	GUARDIAN LIFE GRP	6,086,730	1.01%	79.21%
28	L	1211	NATIONAL GUARDIAN LIFE INS GRP	5,718,020	0.95%	80.16%
29	L	12	AMERICAN INTL GRP	5,650,554	0.94%	81.10%
30	L	468	AEGON US HOLDING GRP	5,642,005	0.94%	82.04%
31	L	91	HARTFORD FIRE & CAS GRP	5,613,247	0.94%	82.98%
32	L	850	PENN MUT GRP	5,585,319	0.93%	83.91%
33	L	704	CONSTELLATION INS HOLDINGS GRP	5,011,193	0.84%	84.75%
34	L	4011	GENWORTH FIN GRP	4,895,058	0.82%	85.56%
35	L	872	BANNER LIFE GRP	3,898,527	0.65%	86.21%
36	L	761	ALLIANZ INS GRP	3,488,966	0.58%	86.79%
37	L	1348	MEIJI YASUDA LIFE INS GRP	3,351,994	0.56%	87.35%
38	L	4965	EQUITABLE HOLDINGS INC GRP	3,245,347	0.54%	87.89%
39	L	212	ZURICH INS GRP	2,996,268	0.50%	88.39%
40	L	4926	TALCOTT HOLDINGS GRP	2,958,558	0.49%	88.89%
41	L	50	COUNTRY INS & FIN SERV GRP	2,683,875	0.45%	89.33%
42	L	4855	SUMITOMO LIFE INS GRP	2,631,242	0.44%	89.77%
43	L	4932	BRIGHTHOUSE HOLDINGS GRP	2,585,239	0.43%	90.20%
44	L	4900	US ALLIANCE CORP GRP	2,454,357	0.41%	90.61%
45	L	836	WEST SOUTHERN GRP	2,181,917	0.36%	90.98%
46	L	57541	MODERN WOODMEN OF AMER	2,056,863	0.34%	91.32%
47	L	4941	NATIONAL WESTERN LIFE GRP	2,046,513	0.34%	91.66%
48	L	244	CINCINNATI FIN GRP	1,922,566	0.32%	91.98%
49	L	306	TRUSTAGE GRP	1,877,397	0.31%	92.29%
50	L	4750	PRIMERICA GRP	1,776,992	0.30%	92.59%
51	L	4925	KUVARE GRP	1,771,084	0.30%	92.89%
52	L	84174	ELCO MUT LIFE & ANN	1,754,047	0.29%	93.18%
53	L	801	DIRECTORS INVESTMENT GRP	1,752,083	0.29%	93.47%
54	L	280	AUTO OWNERS GRP	1,659,465	0.28%	93.75%
55	L	8	ALLSTATE INS GRP	1,559,998	0.26%	94.01%
56	L	370	AFLAC GRP	1,558,520	0.26%	94.27%
57	L	4853	AAA LIFE GRP	1,521,370	0.25%	94.52%
58	L	7	FEDERATED MUT GRP	1,512,208	0.25%	94.77%
59	L	918	JACKSON NATL GRP	1,471,703	0.25%	95.02%
60	L	549	SUN LIFE FINANCIAL INC GRP	1,435,771	0.24%	95.26%
61	L	300	HORACE MANN GRP	1,348,193	0.22%	95.48%
62	L	4992	RESOLUTION LIFE US HOLDINGS GRP	1,282,547	0.21%	95.70%
63	L	200	UNITED SERV AUTOMOBILE ASSN GRP	1,243,322	0.21%	95.90%

Life Insurance Industry
Life/Health and Fraternal Insurers
2022 Market Share Report - Total Premium
Life Insurance

North Dakota

Rank	Business Type	Group/ Company Code	Group/Company Name	Direct Written Premium	Market Share	Cumulative Market Share
64	L	233	CNO FINANCIAL GRP	1,179,414	0.20%	96.10%
65	L	408	BROOKFIELD ASSET MGMT REINS PARTNERS	1,139,837	0.19%	96.29%
66	L	60445	SAGICOR LIFE INS CO	1,009,964	0.17%	96.46%
67	L	3891	GLOBAL ATLANTIC GRP	1,009,454	0.17%	96.63%
68	L	56030	CATHOLIC FINANCIAL LIFE	961,004	0.16%	96.79%
69	L	2878	UNITED HERITAGE MUT GRP	851,422	0.14%	96.93%
70	L	64505	HOMESTEADERS LIFE CO	830,622	0.14%	97.07%
71	L	449	FINANCIAL HOLDINGS GRP	740,407	0.12%	97.19%
72	L	3527	AMERICAN ENTERPRISE MUT GRP	735,768	0.12%	97.31%
73	L	315	INDUSTRIAL ALLIANCE GRP	567,887	0.09%	97.41%
74	L	5014	EVERLAKE HOLDINGS GRP	562,519	0.09%	97.50%
75	L	69329	SURETY LIFE & CAS INS CO	560,342	0.09%	97.60%
76	L	1216	TIAA FAMILY GRP	551,738	0.09%	97.69%
77	L	57053	CATHOLIC UNITED FINANCIAL	547,781	0.09%	97.78%
78	L	4903	CALTON HOLDINGS GRP	519,435	0.09%	97.87%
79	L	525	PAN AMER LIFE GRP	518,812	0.09%	97.95%
80	L	4734	APOLLO GLOBAL MGMT GRP	517,761	0.09%	98.04%
81	L	60216	AMALGAMATED LIFE INS CO	515,722	0.09%	98.12%
82	L	367	PHYSICIANS MUT GRP	509,672	0.08%	98.21%
83	L	4862	ASSURITY GRP	505,581	0.08%	98.29%
84	L	58017	BETTERLIFE	504,338	0.08%	98.38%
85	L	670	FIDELITY NATL FIN INC GRP	502,752	0.08%	98.46%
86	L	58068	INDEPENDENT ORDER OF FORESTERS US BR	456,210	0.08%	98.54%
87	L	64580	ILLINOIS MUT LIFE INS CO	451,696	0.08%	98.61%
88	L	63290	FIDELITY LIFE ASSN A LEGAL RESERVE L	450,109	0.08%	98.69%
89	L	62928	EMC NATL LIFE CO	441,121	0.07%	98.76%
90	L	943	AMERITAS MUT HOLDING GRP	439,374	0.07%	98.83%
91	L	901	CIGNA HLTH GRP	420,444	0.07%	98.91%
92	L	626	CHUBB LTD GRP	381,116	0.06%	98.97%
93	L	588	KANSAS CITY LIFE INS GRP	380,366	0.06%	99.03%
94	L	707	UNITEDHEALTH GRP	376,866	0.06%	99.09%
95	L	4736	GGC GRP	353,031	0.06%	99.15%
96	L	5021	ONEMAIN HOLDINGS INC GRP	352,858	0.06%	99.21%
97	L	4553	SAVINGS BANK LIFE GRP	276,705	0.05%	99.26%
98	L	57142	SONS OF NORWAY	261,562	0.04%	99.30%
99	L	690	CENTRAL STATES GRP	257,849	0.04%	99.35%
100	L	181	SWISS RE GRP	249,352	0.04%	99.39%
101	L	57487	CATHOLIC ORDER OF FORESTERS	226,976	0.04%	99.42%
102	L	4213	WILTON RE GRP	219,254	0.04%	99.46%
103	L	3098	TOKIO MARINE HOLDINGS INC GRP	214,223	0.04%	99.50%
104	L	57657	ROYAL NEIGHBORS OF AMER	197,622	0.03%	99.53%
105	L	876	ARKANSAS BCBS GRP	189,556	0.03%	99.56%
106	L	77879	5 STAR LIFE INS CO	173,675	0.03%	99.59%
107	L	60542	AMERICAN HOME LIFE INS CO	150,418	0.03%	99.62%
108	L	65927	LINCOLN HERITAGE LIFE INS CO	140,956	0.02%	99.64%
109	L	5024	FORTITUDE GRP HOLDINGS LLC GRP	124,474	0.02%	99.66%
110	L	87920	LOCOMOTIVE ENGINEERS & CONDUCTORS MU	111,895	0.02%	99.68%
111	L	68772	SECURITY MUT LIFE INS CO OF NY	108,418	0.02%	99.70%
112	L	661	BCBS OF SC GRP	97,667	0.02%	99.71%
113	L	4890	SBL HOLDINGS GRP	94,964	0.02%	99.73%
114	L	276	TRUSTMARK MUT HOLDING CO GRP	81,150	0.01%	99.74%
115	L	56413	UNITED TRANSPORTATION UNION INS ASSN	78,193	0.01%	99.76%
116	L	4752	GREGG E ZAHN GRP	72,958	0.01%	99.77%
117	L	23	BCS INS GRP	72,102	0.01%	99.78%
118	L	63819	UNITY FINANCIAL LIFE INS CO	66,949	0.01%	99.79%
119	L	542	INDIANA FARM BUREAU GRP	66,405	0.01%	99.80%
120	L	574	AMERCO CORP GRP	63,133	0.01%	99.81%
121	L	451	FIDELITY SECURITY GRP	56,697	0.01%	99.82%
122	L	4712	GPM LIFE GRP	52,256	0.01%	99.83%
123	L	56170	WOMANS LIFE INS SOCIETY	50,213	0.01%	99.84%
124	L	917	HCSC GRP	47,393	0.01%	99.85%
125	L	781	UNION LABOR GRP	45,971	0.01%	99.85%
			TOTAL	599,747,420	100.00%	100.00%

Life Insurance Industry
Life/Health and Fraternal Insurers
2022 Market Share Report - Total Premium
Life Insurance

Ohio

Rank	Business Type	Group/ Company Code	Group/Company Name	Direct Written Premium	Market Share	Cumulative Market Share
1	L	241	METROPOLITAN GRP	955,507,435	15.04%	15.04%
2	L	860	NORTHWESTERN MUT GRP	372,193,287	5.86%	20.90%
3	L	304	PRUDENTIAL OF AMER GRP	290,748,842	4.58%	25.47%
4	L	20	LINCOLN NATL GRP	286,571,267	4.51%	29.98%
5	L	826	NEW YORK LIFE GRP	258,952,145	4.08%	34.06%
6	L	176	STATE FARM GRP	214,883,383	3.38%	37.44%
7	L	435	MASS MUT LIFE INS GRP	177,138,188	2.79%	40.23%
8	L	836	WEST SOUTHERN GRP	159,183,080	2.51%	42.73%
9	L	140	NATIONWIDE CORP GRP	157,117,695	2.47%	45.21%
10	L	869	MINNESOTA MUT GRP	149,027,765	2.35%	47.55%
11	L	290	GLOBE LIFE INC GRP	140,812,603	2.22%	49.77%
12	L	429	GUARDIAN LIFE GRP	139,966,056	2.20%	51.97%
13	L	709	PACIFIC LIFE GRP	127,664,573	2.01%	53.98%
14	L	431	SAMMONS ENTERPRISES GRP	126,205,982	1.99%	55.97%
15	L	904	JOHN HANCOCK GRP	113,629,060	1.79%	57.76%
16	L	261	MUTUAL OF OMAHA GRP	110,165,022	1.73%	59.49%
17	L	458	DAI-ICHI LIFE HOLDINGS INC GRP	105,097,326	1.65%	61.14%
18	L	468	AEGON US HOLDING GRP	104,359,096	1.64%	62.79%
19	L	850	PENN MUT GRP	90,246,869	1.42%	64.21%
20	L	565	UNUM GRP	88,137,200	1.39%	65.59%
21	L	332	PRINCIPAL FIN GRP	87,436,206	1.38%	66.97%
22	L	761	ALLIANZ INS GRP	77,569,514	1.22%	68.19%
23	L	12	AMERICAN INTL GRP	75,151,490	1.18%	69.37%
24	L	704	CONSTELLATION INS HOLDINGS GRP	66,034,049	1.04%	70.41%
25	L	91	HARTFORD FIRE & CAS GRP	64,429,573	1.01%	71.43%
26	L	4750	PRIMERICA GRP	63,330,910	1.00%	72.42%
27	L	56014	THRIVENT FINANCIAL FOR LUTHERANS	59,548,814	0.94%	73.36%
28	L	549	SUN LIFE FINANCIAL INC GRP	56,968,797	0.90%	74.26%
29	L	4832	VOYA FINANCIAL GRP	56,777,730	0.89%	75.15%
30	L	244	CINCINNATI FIN GRP	54,232,349	0.85%	76.00%
31	L	619	ONEAMERICA FIN PARTNERS GRP	53,624,802	0.84%	76.85%
32	L	4965	EQUITABLE HOLDINGS INC GRP	52,213,679	0.82%	77.67%
33	L	4932	BRIGHTHOUSE HOLDINGS GRP	51,889,994	0.82%	78.49%
34	L	872	BANNER LIFE GRP	50,343,265	0.79%	79.28%
35	L	306	TRUSTAGE GRP	49,300,315	0.78%	80.05%
36	L	4011	GENWORTH FIN GRP	46,624,076	0.73%	80.79%
37	L	64505	HOMESTEADERS LIFE CO	46,401,923	0.73%	81.52%
38	L	4	AMERIPRISE FIN GRP	45,777,969	0.72%	82.24%
39	L	634	NATIONAL LIFE GRP	43,331,239	0.68%	82.92%
40	L	588	KANSAS CITY LIFE INS GRP	42,860,100	0.67%	83.60%
41	L	943	AMERITAS MUT HOLDING GRP	42,804,523	0.67%	84.27%
42	L	730	MEDICAL MUT OF OH GRP	39,347,122	0.62%	84.89%
43	L	233	CNO FINANCIAL GRP	37,627,104	0.59%	85.48%
44	L	4925	KUVARE GRP	34,676,896	0.55%	86.03%
45	L	4853	AAA LIFE GRP	31,987,162	0.50%	86.53%
46	L	58068	INDEPENDENT ORDER OF FORESTERS US BR	29,890,025	0.47%	87.00%
47	L	58033	KNIGHTS OF COLUMBUS	28,271,703	0.44%	87.45%
48	L	671	ELEVANCE HLTH INC GRP	27,215,798	0.43%	87.87%
49	L	65927	LINCOLN HERITAGE LIFE INS CO	26,877,114	0.42%	88.30%
50	L	3891	GLOBAL ATLANTIC GRP	26,125,915	0.41%	88.71%
51	L	1211	NATIONAL GUARDIAN LIFE INS GRP	25,816,788	0.41%	89.11%
52	L	4941	NATIONAL WESTERN LIFE GRP	24,219,175	0.38%	89.50%
53	L	212	ZURICH INS GRP	23,945,835	0.38%	89.87%
54	L	5014	EVERLAKE HOLDINGS GRP	23,483,893	0.37%	90.24%
55	L	4855	SUMITOMO LIFE INS GRP	22,186,679	0.35%	90.59%
56	L	4926	TALCOTT HOLDINGS GRP	20,586,351	0.32%	90.92%
57	L	213	ERIE INS GRP	20,520,961	0.32%	91.24%
58	L	4992	RESOLUTION LIFE US HOLDINGS GRP	20,011,998	0.31%	91.55%
59	L	200	UNITED SERV AUTOMOBILE ASSN GRP	19,926,682	0.31%	91.87%
60	L	1348	MEIJI YASUDA LIFE INS GRP	19,617,747	0.31%	92.18%
61	L	291	ENCOVA MUT INS GRP	19,280,386	0.30%	92.48%
62	L	918	JACKSON NATL GRP	17,499,548	0.28%	92.75%
63	L	367	PHYSICIANS MUT GRP	17,089,482	0.27%	93.02%

Life Insurance Industry
Life/Health and Fraternal Insurers
2022 Market Share Report - Total Premium
Life Insurance

Ohio

Rank	Business Type	Group/ Company Code	Group/Company Name	Direct Written Premium	Market Share	Cumulative Market Share
64	L	473	AMERICAN FAMILY INS GRP	17,053,752	0.27%	93.29%
65	L	707	UNITEDHEALTH GRP	17,053,269	0.27%	93.56%
66	L	801	DIRECTORS INVESTMENT GRP	16,985,108	0.27%	93.83%
67	L	449	FINANCIAL HOLDINGS GRP	16,286,883	0.26%	94.08%
68	L	4736	GGC GRP	14,454,864	0.23%	94.31%
69	L	408	BROOKFIELD ASSET MGMT REINS PARTNERS	14,363,656	0.23%	94.54%
70	L	315	INDUSTRIAL ALLIANCE GRP	13,721,004	0.22%	94.75%
71	L	57541	MODERN WOODMEN OF AMER	12,654,017	0.20%	94.95%
72	L	330	AMERICAN FIDELITY CORP GRP	12,539,960	0.20%	95.15%
73	L	3098	TOKIO MARINE HOLDINGS INC GRP	12,140,152	0.19%	95.34%
74	L	4213	WILTON RE GRP	11,947,501	0.19%	95.53%
75	L	769	GREAT WEST GRP	10,684,585	0.17%	95.70%
76	L	535	COLUMBIAN LIFE GRP	10,619,654	0.17%	95.86%
77	L	370	AFLAC GRP	10,251,210	0.16%	96.03%
78	L	280	AUTO OWNERS GRP	9,306,360	0.15%	96.17%
79	L	901	CIGNA HLTH GRP	8,992,521	0.14%	96.31%
80	L	1216	TIAA FAMILY GRP	8,682,219	0.14%	96.45%
81	L	670	FIDELITY NATL FIN INC GRP	8,410,778	0.13%	96.58%
82	L	8	ALLSTATE INS GRP	8,144,200	0.13%	96.71%
83	L	153	PEKIN INS GRP	7,289,645	0.11%	96.83%
84	L	67	MICHIGAN FARM BUREAU GRP	6,905,103	0.11%	96.93%
85	L	276	TRUSTMARK MUT HOLDING CO GRP	6,602,885	0.10%	97.04%
86	L	215	KEMPER CORP GRP	6,430,390	0.10%	97.14%
87	L	7	FEDERATED MUT GRP	6,428,892	0.10%	97.24%
88	L	57657	ROYAL NEIGHBORS OF AMER	5,958,465	0.09%	97.33%
89	L	63290	FIDELITY LIFE ASSN A LEGAL RESERVE L	5,943,521	0.09%	97.43%
90	L	4553	SAVINGS BANK LIFE GRP	5,664,321	0.09%	97.52%
91	L	5021	ONEMAIN HOLDINGS INC GRP	5,617,849	0.09%	97.61%
92	L	4734	APOLLO GLOBAL MGMT GRP	5,413,203	0.09%	97.69%
93	L	56154	GLENER LIFE INS SOCIETY	5,227,816	0.08%	97.77%
94	L	3527	AMERICAN ENTERPRISE MUT GRP	4,946,587	0.08%	97.85%
95	L	181	SWISS RE GRP	4,893,887	0.08%	97.93%
96	L	525	PAN AMER LIFE GRP	4,574,863	0.07%	98.00%
97	L	4903	CALTON HOLDINGS GRP	4,489,797	0.07%	98.07%
98	L	3436	LIBERTY LIFE GRP TRUST GRP	4,354,537	0.07%	98.14%
99	L	4712	GPM LIFE GRP	4,305,862	0.07%	98.21%
100	L	917	HCSC GRP	4,230,847	0.07%	98.27%
101	L	4824	ADVANTAGE CAPITAL GRP	4,210,117	0.07%	98.34%
102	L	4862	ASSURITY GRP	4,112,662	0.06%	98.40%
103	L	56227	KSKJ LIFE	4,112,610	0.06%	98.47%
104	L	4947	PROSPERITY LIFE INS GRP	3,891,592	0.06%	98.53%
105	L	626	CHUBB LTD GRP	3,838,490	0.06%	98.59%
106	L	574	AMERCO CORP GRP	3,774,792	0.06%	98.65%
107	L	68772	SECURITY MUT LIFE INS CO OF NY	3,728,356	0.06%	98.71%
108	L	1	CVS GRP	3,592,991	0.06%	98.77%
109	L	4752	GREGG E ZAHN GRP	3,553,991	0.06%	98.82%
110	L	77879	5 STAR LIFE INS CO	3,253,605	0.05%	98.87%
111	L	50	COUNTRY INS & FIN SERV GRP	3,144,326	0.05%	98.92%
112	L	542	INDIANA FARM BUREAU GRP	2,985,033	0.05%	98.97%
113	L	57487	CATHOLIC ORDER OF FORESTERS	2,935,796	0.05%	99.02%
114	L	300	HORACE MANN GRP	2,922,074	0.05%	99.06%
115	L	4718	TIPTREE FIN GRP	2,913,035	0.05%	99.11%
116	L	61212	BALTIMORE LIFE INS CO	2,637,681	0.04%	99.15%
117	L	67180	OHIO STATE LIFE INS CO	2,512,699	0.04%	99.19%
118	L	781	UNION LABOR GRP	2,327,999	0.04%	99.22%
119	L	57320	WOODMEN WORLD LIFE INS SOC	2,087,195	0.03%	99.26%
120	L	4955	POWELL INS GRP	1,987,216	0.03%	99.29%
121	L	1117	MANHATTAN LIFE GRP	1,973,361	0.03%	99.32%
122	L	64580	ILLINOIS MUT LIFE INS CO	1,882,151	0.03%	99.35%
123	L	70130	UNIVERSAL GUAR LIFE INS CO	1,875,823	0.03%	99.38%
124	L	58009	POLICE & FIREMENS INS ASSN	1,795,930	0.03%	99.41%
125	L	581	BOSTON MUT GRP	1,794,322	0.03%	99.44%
			TOTAL	6,353,730,720	100.00%	100.00%

Life Insurance Industry
Life/Health and Fraternal Insurers
2022 Market Share Report - Total Premium
Life Insurance

Oklahoma

Rank	Business Type	Group/ Company Code	Group/Company Name	Direct Written Premium	Market Share	Cumulative Market Share
1	L	860	NORTHWESTERN MUT GRP	110,204,642	6.59%	6.59%
2	L	826	NEW YORK LIFE GRP	104,597,601	6.25%	12.84%
3	L	241	METROPOLITAN GRP	103,814,096	6.21%	19.05%
4	L	435	MASS MUT LIFE INS GRP	98,625,812	5.90%	24.95%
5	L	20	LINCOLN NATL GRP	81,110,231	4.85%	29.80%
6	L	176	STATE FARM GRP	75,331,486	4.50%	34.31%
7	L	304	PRUDENTIAL OF AMER GRP	70,234,387	4.20%	38.51%
8	L	212	ZURICH INS GRP	50,643,131	3.03%	41.53%
9	L	261	MUTUAL OF OMAHA GRP	42,696,742	2.55%	44.09%
10	L	869	MINNESOTA MUT GRP	40,266,610	2.41%	46.50%
11	L	904	JOHN HANCOCK GRP	32,019,871	1.91%	48.41%
12	L	513	IOWA FARM BUREAU GRP	31,983,735	1.91%	50.32%
13	L	4750	PRIMERICA GRP	29,663,629	1.77%	52.10%
14	L	290	GLOBE LIFE INC GRP	29,478,748	1.76%	53.86%
15	L	431	SAMMONS ENTERPRISES GRP	28,605,401	1.71%	55.57%
16	L	468	AEGON US HOLDING GRP	27,800,540	1.66%	57.23%
17	L	850	PENN MUT GRP	27,625,214	1.65%	58.88%
18	L	458	DAI-ICHI LIFE HOLDINGS INC GRP	25,206,349	1.51%	60.39%
19	L	12	AMERICAN INTL GRP	23,277,643	1.39%	61.78%
20	L	709	PACIFIC LIFE GRP	21,912,080	1.31%	63.09%
21	L	91	HARTFORD FIRE & CAS GRP	21,272,250	1.27%	64.37%
22	L	429	GUARDIAN LIFE GRP	21,040,223	1.26%	65.62%
23	L	565	UNUM GRP	19,074,964	1.14%	66.76%
24	L	4213	WILTON RE GRP	18,915,056	1.13%	67.90%
25	L	4965	EQUITABLE HOLDINGS INC GRP	18,207,600	1.09%	68.98%
26	L	330	AMERICAN FIDELITY CORP GRP	16,557,675	0.99%	69.97%
27	L	917	HCSC GRP	15,783,595	0.94%	70.92%
28	L	836	WEST SOUTHERN GRP	15,570,401	0.93%	71.85%
29	L	64505	HOMESTEADERS LIFE CO	15,084,161	0.90%	72.75%
30	L	306	TRUSTAGE GRP	14,157,079	0.85%	73.60%
31	L	408	BROOKFIELD ASSET MGMT REINS PARTNERS	14,020,791	0.84%	74.44%
32	L	332	PRINCIPAL FIN GRP	13,404,643	0.80%	75.24%
33	L	58033	KNIGHTS OF COLUMBUS	12,646,915	0.76%	75.99%
34	L	634	NATIONAL LIFE GRP	12,366,932	0.74%	76.73%
35	L	4832	VOYA FINANCIAL GRP	12,319,503	0.74%	77.47%
36	L	4932	BRIGHTHOUSE HOLDINGS GRP	12,150,377	0.73%	78.20%
37	L	872	BANNER LIFE GRP	12,136,618	0.73%	78.92%
38	L	704	CONSTELLATION INS HOLDINGS GRP	11,761,896	0.70%	79.63%
39	L	140	NATIONWIDE CORP GRP	11,703,994	0.70%	80.33%
40	L	123	SHELTER INS GRP	11,277,829	0.67%	81.00%
41	L	56014	THRIVENT FINANCIAL FOR LUTHERANS	11,158,144	0.67%	81.67%
42	L	549	SUN LIFE FINANCIAL INC GRP	10,861,657	0.65%	82.32%
43	L	200	UNITED SERV AUTOMOBILE ASSN GRP	10,783,109	0.64%	82.96%
44	L	4853	AAA LIFE GRP	10,733,302	0.64%	83.60%
45	L	1348	MEIJI YASUDA LIFE INS GRP	10,711,444	0.64%	84.24%
46	L	4855	SUMITOMO LIFE INS GRP	10,438,155	0.62%	84.87%
47	L	4011	GENWORTH FIN GRP	9,457,833	0.57%	85.43%
48	L	57541	MODERN WOODMEN OF AMER	8,977,378	0.54%	85.97%
49	L	761	ALLIANZ INS GRP	8,768,861	0.52%	86.50%
50	L	4926	TALCOTT HOLDINGS GRP	7,472,989	0.45%	86.94%
51	L	943	AMERITAS MUT HOLDING GRP	7,459,664	0.45%	87.39%
52	L	4925	KUVARE GRP	7,406,014	0.44%	87.83%
53	L	233	CNO FINANCIAL GRP	7,307,569	0.44%	88.27%
54	L	619	ONEAMERICA FIN PARTNERS GRP	7,131,893	0.43%	88.69%
55	L	5014	EVERLAKE HOLDINGS GRP	7,127,499	0.43%	89.12%
56	L	65927	LINCOLN HERITAGE LIFE INS CO	6,983,571	0.42%	89.54%
57	L	918	JACKSON NATL GRP	6,785,984	0.41%	89.94%
58	L	1211	NATIONAL GUARDIAN LIFE INS GRP	6,667,480	0.40%	90.34%
59	L	588	KANSAS CITY LIFE INS GRP	6,413,541	0.38%	90.73%
60	L	370	AFLAC GRP	6,243,704	0.37%	91.10%
61	L	449	FINANCIAL HOLDINGS GRP	6,084,593	0.36%	91.46%
62	L	3891	GLOBAL ATLANTIC GRP	5,836,610	0.35%	91.81%
63	L	58068	INDEPENDENT ORDER OF FORESTERS US BR	5,820,888	0.35%	92.16%

Life Insurance Industry
Life/Health and Fraternal Insurers
2022 Market Share Report - Total Premium
Life Insurance

Oklahoma

Rank	Business Type	Group/ Company Code	Group/Company Name	Direct Written Premium	Market Share	Cumulative Market Share
64	L	707	UNITEDHEALTH GRP	5,751,375	0.34%	92.51%
65	L	670	FIDELITY NATL FIN INC GRP	5,686,580	0.34%	92.85%
66	L	315	INDUSTRIAL ALLIANCE GRP	5,674,621	0.34%	93.18%
67	L	4	AMERIPRISE FIN GRP	4,916,585	0.29%	93.48%
68	L	67	MICHIGAN FARM BUREAU GRP	4,582,530	0.27%	93.75%
69	L	7	FEDERATED MUT GRP	4,250,343	0.25%	94.01%
70	L	50	COUNTRY INS & FIN SERV GRP	3,975,732	0.24%	94.24%
71	L	367	PHYSICIANS MUT GRP	3,914,887	0.23%	94.48%
72	L	57320	WOODMEN WORLD LIFE INS SOC	3,903,929	0.23%	94.71%
73	L	801	DIRECTORS INVESTMENT GRP	3,853,795	0.23%	94.94%
74	L	4736	GGC GRP	3,396,759	0.20%	95.15%
75	L	4941	NATIONAL WESTERN LIFE GRP	3,292,520	0.20%	95.34%
76	L	3098	TOKIO MARINE HOLDINGS INC GRP	3,093,115	0.18%	95.53%
77	L	5029	PILLAR INS GRP	2,942,530	0.18%	95.70%
78	L	5021	ONEMAIN HOLDINGS INC GRP	2,764,488	0.17%	95.87%
79	L	901	CIGNA HLTH GRP	2,694,006	0.16%	96.03%
80	L	77879	5 STAR LIFE INS CO	2,649,725	0.16%	96.19%
81	L	4992	RESOLUTION LIFE US HOLDINGS GRP	2,517,184	0.15%	96.34%
82	L	57657	ROYAL NEIGHBORS OF AMER	2,421,186	0.14%	96.48%
83	L	1216	TIAA FAMILY GRP	2,361,943	0.14%	96.62%
84	L	73660	DIRECTORS LIFE ASSUR CO	2,257,009	0.13%	96.76%
85	L	63290	FIDELITY LIFE ASSN A LEGAL RESERVE L	2,190,415	0.13%	96.89%
86	L	181	SWISS RE GRP	2,092,363	0.13%	97.02%
87	L	276	TRUSTMARK MUT HOLDING CO GRP	2,056,619	0.12%	97.14%
88	L	244	CINCINNATI FIN GRP	1,941,929	0.12%	97.25%
89	L	4862	ASSURITY GRP	1,851,217	0.11%	97.37%
90	L	525	PAN AMER LIFE GRP	1,744,236	0.10%	97.47%
91	L	581	BOSTON MUT GRP	1,731,243	0.10%	97.57%
92	L	4553	SAVINGS BANK LIFE GRP	1,724,420	0.10%	97.68%
93	L	2878	UNITED HERITAGE MUT GRP	1,717,174	0.10%	97.78%
94	L	8	ALLSTATE INS GRP	1,531,691	0.09%	97.87%
95	L	3527	AMERICAN ENTERPRISE MUT GRP	1,502,562	0.09%	97.96%
96	L	62928	EMC NATL LIFE CO	1,397,984	0.08%	98.04%
97	L	4734	APOLLO GLOBAL MGMT GRP	1,379,865	0.08%	98.13%
98	L	1	CVS GRP	1,310,629	0.08%	98.21%
99	L	4712	GPM LIFE GRP	1,286,251	0.08%	98.28%
100	L	4947	PROSPERITY LIFE INS GRP	1,274,429	0.08%	98.36%
101	L	3436	LIBERTY LIFE GRP TRUST GRP	1,184,962	0.07%	98.43%
102	L	4752	GREGG E ZAHN GRP	1,097,780	0.07%	98.49%
103	L	626	CHUBB LTD GRP	1,017,063	0.06%	98.56%
104	L	300	HORACE MANN GRP	996,122	0.06%	98.62%
105	L	4903	CALTON HOLDINGS GRP	978,808	0.06%	98.67%
106	L	574	AMERCO CORP GRP	968,965	0.06%	98.73%
107	L	535	COLUMBIAN LIFE GRP	959,138	0.06%	98.79%
108	L	1321	AMERICAN FARMERS & RANCHERS GRP	928,717	0.06%	98.84%
109	L	2858	HOMESHIELD CAPITAL GRP	857,984	0.05%	98.90%
110	L	215	KEMPER CORP GRP	855,659	0.05%	98.95%
111	L	542	INDIANA FARM BUREAU GRP	845,729	0.05%	99.00%
112	L	454	SECURITY NATL GRP	840,072	0.05%	99.05%
113	L	60542	AMERICAN HOME LIFE INS CO	776,125	0.05%	99.09%
114	L	769	GREAT WEST GRP	761,206	0.05%	99.14%
115	L	1323	HAWTHORN GRP	725,251	0.04%	99.18%
116	L	64580	ILLINOIS MUT LIFE INS CO	624,816	0.04%	99.22%
117	L	83836	SELECTED FUNERAL & LIFE INS CO	603,891	0.04%	99.26%
118	L	61212	BALTIMORE LIFE INS CO	589,948	0.04%	99.29%
119	L	63819	UNITY FINANCIAL LIFE INS CO	559,462	0.03%	99.33%
120	L	473	AMERICAN FAMILY INS GRP	541,185	0.03%	99.36%
121	L	4718	TIPTREE FIN GRP	519,139	0.03%	99.39%
122	L	781	UNION LABOR GRP	509,684	0.03%	99.42%
123	L	687	GUARANTEE TRUST GRP	500,814	0.03%	99.45%
124	L	4824	ADVANTAGE CAPITAL GRP	468,190	0.03%	99.48%
125	L	4890	SBL HOLDINGS GRP	441,391	0.03%	99.50%
			TOTAL	1,672,269,543	100.00%	100.00%

Life Insurance Industry
Life/Health and Fraternal Insurers
2022 Market Share Report - Total Premium
Life Insurance

Oregon

Rank	Business Type	Group/ Company Code	Group/Company Name	Direct Written Premium	Market Share	Cumulative Market Share
1	L	860	NORTHWESTERN MUT GRP	116,453,017	7.94%	7.94%
2	L	826	NEW YORK LIFE GRP	89,861,395	6.13%	14.06%
3	L	869	MINNESOTA MUT GRP	75,264,702	5.13%	19.19%
4	L	304	PRUDENTIAL OF AMER GRP	74,098,298	5.05%	24.25%
5	L	176	STATE FARM GRP	72,218,309	4.92%	29.17%
6	L	20	LINCOLN NATL GRP	57,479,743	3.92%	33.09%
7	L	1348	MEIJI YASUDA LIFE INS GRP	49,988,723	3.41%	36.50%
8	L	709	PACIFIC LIFE GRP	45,977,250	3.13%	39.63%
9	L	241	METROPOLITAN GRP	45,062,965	3.07%	42.70%
10	L	435	MASS MUT LIFE INS GRP	41,646,337	2.84%	45.54%
11	L	429	GUARDIAN LIFE GRP	39,318,531	2.68%	48.22%
12	L	904	JOHN HANCOCK GRP	35,505,670	2.42%	50.64%
13	L	140	NATIONWIDE CORP GRP	30,043,544	2.05%	52.69%
14	L	468	AEGON US HOLDING GRP	29,485,848	2.01%	54.70%
15	L	565	UNUM GRP	27,951,891	1.91%	56.60%
16	L	50	COUNTRY INS & FIN SERV GRP	27,674,869	1.89%	58.49%
17	L	212	ZURICH INS GRP	27,370,879	1.87%	60.36%
18	L	458	DAI-ICHI LIFE HOLDINGS INC GRP	25,779,999	1.76%	62.11%
19	L	261	MUTUAL OF OMAHA GRP	24,199,497	1.65%	63.76%
20	L	290	GLOBE LIFE INC GRP	22,102,542	1.51%	65.27%
21	L	91	HARTFORD FIRE & CAS GRP	21,658,270	1.48%	66.75%
22	L	12	AMERICAN INTL GRP	21,024,849	1.43%	68.18%
23	L	850	PENN MUT GRP	20,749,975	1.41%	69.59%
24	L	332	PRINCIPAL FIN GRP	20,693,629	1.41%	71.01%
25	L	634	NATIONAL LIFE GRP	19,323,307	1.32%	72.32%
26	L	431	SAMMONS ENTERPRISES GRP	19,292,889	1.32%	73.64%
27	L	4925	KUVARE GRP	17,576,904	1.20%	74.84%
28	L	4750	PRIMERICA GRP	16,412,127	1.12%	75.95%
29	L	56014	THRIVENT FINANCIAL FOR LUTHERANS	15,706,533	1.07%	77.03%
30	L	872	BANNER LIFE GRP	15,313,104	1.04%	78.07%
31	L	4	AMERIPRISE FIN GRP	14,107,879	0.96%	79.03%
32	L	200	UNITED SERV AUTOMOBILE ASSN GRP	13,377,739	0.91%	79.94%
33	L	4011	GENWORTH FIN GRP	12,678,029	0.86%	80.81%
34	L	306	TRUSTAGE GRP	11,602,773	0.79%	81.60%
35	L	4832	VOYA FINANCIAL GRP	11,216,488	0.76%	82.36%
36	L	761	ALLIANZ INS GRP	11,025,003	0.75%	83.11%
37	L	4853	AAA LIFE GRP	10,791,161	0.74%	83.85%
38	L	4932	BRIGHTHOUSE HOLDINGS GRP	10,590,891	0.72%	84.57%
39	L	3891	GLOBAL ATLANTIC GRP	9,743,685	0.66%	85.24%
40	L	4965	EQUITABLE HOLDINGS INC GRP	9,680,655	0.66%	85.90%
41	L	876	ARKANSAS BCBS GRP	8,916,253	0.61%	86.50%
42	L	704	CONSTELLATION INS HOLDINGS GRP	8,598,443	0.59%	87.09%
43	L	4855	SUMITOMO LIFE INS GRP	8,400,561	0.57%	87.66%
44	L	836	WEST SOUTHERN GRP	7,981,602	0.54%	88.21%
45	L	5014	EVERLAKE HOLDINGS GRP	7,810,669	0.53%	88.74%
46	L	473	AMERICAN FAMILY INS GRP	7,772,776	0.53%	89.27%
47	L	233	CNO FINANCIAL GRP	7,491,003	0.51%	89.78%
48	L	58068	INDEPENDENT ORDER OF FORESTERS US BR	7,267,040	0.50%	90.28%
49	L	549	SUN LIFE FINANCIAL INC GRP	6,672,491	0.45%	90.73%
50	L	619	ONEAMERICA FIN PARTNERS GRP	6,613,460	0.45%	91.18%
51	L	943	AMERITAS MUT HOLDING GRP	6,067,783	0.41%	91.59%
52	L	1211	NATIONAL GUARDIAN LIFE INS GRP	5,746,796	0.39%	91.99%
53	L	58033	KNIGHTS OF COLUMBUS	5,684,860	0.39%	92.37%
54	L	4213	WILTON RE GRP	5,364,571	0.37%	92.74%
55	L	4926	TALCOTT HOLDINGS GRP	5,291,162	0.36%	93.10%
56	L	408	BROOKFIELD ASSET MGMT REINS PARTNERS	5,289,593	0.36%	93.46%
57	L	3527	AMERICAN ENTERPRISE MUT GRP	5,273,512	0.36%	93.82%
58	L	918	JACKSON NATL GRP	4,945,005	0.34%	94.16%
59	L	588	KANSAS CITY LIFE INS GRP	4,910,079	0.33%	94.49%
60	L	330	AMERICAN FIDELITY CORP GRP	4,228,774	0.29%	94.78%
61	L	449	FINANCIAL HOLDINGS GRP	4,220,162	0.29%	95.07%
62	L	4992	RESOLUTION LIFE US HOLDINGS GRP	4,134,810	0.28%	95.35%
63	L	4736	GGC GRP	4,068,531	0.28%	95.63%

Life Insurance Industry
Life/Health and Fraternal Insurers
2022 Market Share Report - Total Premium
Life Insurance

Oregon

Rank	Business Type	Group/ Company Code	Group/Company Name	Direct Written Premium	Market Share	Cumulative Market Share
64	L	1216	TIAA FAMILY GRP	3,829,013	0.26%	95.89%
65	L	670	FIDELITY NATL FIN INC GRP	3,545,732	0.24%	96.13%
66	L	315	INDUSTRIAL ALLIANCE GRP	3,378,035	0.23%	96.36%
67	L	244	CINCINNATI FIN GRP	3,004,345	0.20%	96.56%
68	L	7	FEDERATED MUT GRP	2,867,888	0.20%	96.76%
69	L	65927	LINCOLN HERITAGE LIFE INS CO	2,844,553	0.19%	96.95%
70	L	769	GREAT WEST GRP	2,506,096	0.17%	97.13%
71	L	370	AFLAC GRP	2,414,336	0.16%	97.29%
72	L	64505	HOMESTEADERS LIFE CO	2,303,779	0.16%	97.45%
73	L	4734	APOLLO GLOBAL MGMT GRP	1,899,499	0.13%	97.58%
74	L	4553	SAVINGS BANK LIFE GRP	1,827,355	0.12%	97.70%
75	L	707	UNITEDHEALTH GRP	1,750,118	0.12%	97.82%
76	L	63290	FIDELITY LIFE ASSN A LEGAL RESERVE L	1,722,751	0.12%	97.94%
77	L	367	PHYSICIANS MUT GRP	1,686,614	0.11%	98.05%
78	L	525	PAN AMER LIFE GRP	1,549,837	0.11%	98.16%
79	L	626	CHUBB LTD GRP	1,506,633	0.10%	98.26%
80	L	181	SWISS RE GRP	1,387,477	0.09%	98.36%
81	L	2878	UNITED HERITAGE MUT GRP	1,367,777	0.09%	98.45%
82	L	901	CIGNA HLTH GRP	1,239,141	0.08%	98.53%
83	L	28	AMICA MUT GRP	1,153,718	0.08%	98.61%
84	L	3098	TOKIO MARINE HOLDINGS INC GRP	1,146,430	0.08%	98.69%
85	L	615	BENEFICIAL LIFE GRP	1,109,866	0.08%	98.77%
86	L	5021	ONEMAIN HOLDINGS INC GRP	1,011,629	0.07%	98.83%
87	L	300	HORACE MANN GRP	1,009,077	0.07%	98.90%
88	L	8	ALLSTATE INS GRP	989,166	0.07%	98.97%
89	L	4862	ASSURITY GRP	921,286	0.06%	99.03%
90	L	57657	ROYAL NEIGHBORS OF AMER	874,577	0.06%	99.09%
91	L	4903	CALTON HOLDINGS GRP	683,578	0.05%	99.14%
92	L	4712	GPM LIFE GRP	673,101	0.05%	99.19%
93	L	57541	MODERN WOODMEN OF AMER	662,851	0.05%	99.23%
94	L	276	TRUSTMARK MUT HOLDING CO GRP	627,804	0.04%	99.27%
95	L	344	CHURCH PENSION FUND GRP	615,176	0.04%	99.32%
96	L	77879	5 STAR LIFE INS CO	605,014	0.04%	99.36%
97	L	451	FIDELITY SECURITY GRP	438,889	0.03%	99.39%
98	L	542	INDIANA FARM BUREAU GRP	433,516	0.03%	99.42%
99	L	4947	PROSPERITY LIFE INS GRP	413,841	0.03%	99.44%
100	L	513	IOWA FARM BUREAU GRP	409,880	0.03%	99.47%
101	L	535	COLUMBIAN LIFE GRP	409,871	0.03%	99.50%
102	L	69310	SURETY LIFE INS CO	404,443	0.03%	99.53%
103	L	68772	SECURITY MUT LIFE INS CO OF NY	396,923	0.03%	99.56%
104	L	60445	SAGICOR LIFE INS CO	353,789	0.02%	99.58%
105	L	1	CVS GRP	309,814	0.02%	99.60%
106	L	781	UNION LABOR GRP	307,220	0.02%	99.62%
107	L	629	PLATEAU GRP	284,354	0.02%	99.64%
108	L	4941	NATIONAL WESTERN LIFE GRP	256,538	0.02%	99.66%
109	L	169	SENTRY INS GRP	237,336	0.02%	99.67%
110	L	62928	EMC NATL LIFE CO	234,836	0.02%	99.69%
111	L	87920	LOCOMOTIVE ENGINEERS & CONDUCTORS MU	227,047	0.02%	99.71%
112	L	4824	ADVANTAGE CAPITAL GRP	206,066	0.01%	99.72%
113	L	57142	SONS OF NORWAY	190,048	0.01%	99.73%
114	L	61212	BALTIMORE LIFE INS CO	189,341	0.01%	99.75%
115	L	581	BOSTON MUT GRP	184,606	0.01%	99.76%
116	L	57320	WOODMEN WORLD LIFE INS SOC	180,670	0.01%	99.77%
117	L	574	AMERCO CORP GRP	175,108	0.01%	99.78%
118	L	67180	OHIO STATE LIFE INS CO	166,488	0.01%	99.79%
119	L	1117	MANHATTAN LIFE GRP	165,356	0.01%	99.81%
120	L	687	GUARANTEE TRUST GRP	156,948	0.01%	99.82%
121	L	4888	STERLING FINANCIAL INS GRP INC	143,698	0.01%	99.83%
122	L	3436	LIBERTY LIFE GRP TRUST GRP	143,663	0.01%	99.84%
123	L	4955	POWELL INS GRP	129,371	0.01%	99.84%
124	L	981	FIDELITY INVESTMENT INS & ANN GRP	121,863	0.01%	99.85%
125	L	64580	ILLINOIS MUT LIFE INS CO	115,497	0.01%	99.86%
			TOTAL	1,466,948,216	100.00%	100.00%

Life Insurance Industry
Life/Health and Fraternal Insurers
2022 Market Share Report - Total Premium
Life Insurance

Pennsylvania

Rank	Business Type	Group/ Company Code	Group/Company Name	Direct Written Premium	Market Share	Cumulative Market Share
1	L	304	PRUDENTIAL OF AMER GRP	490,924,048	6.61%	6.61%
2	L	860	NORTHWESTERN MUT GRP	451,598,124	6.08%	12.70%
3	L	435	MASS MUT LIFE INS GRP	447,930,496	6.03%	18.73%
4	L	826	NEW YORK LIFE GRP	427,421,189	5.76%	24.49%
5	L	241	METROPOLITAN GRP	384,120,383	5.18%	29.67%
6	L	20	LINCOLN NATL GRP	377,575,611	5.09%	34.75%
7	L	140	NATIONWIDE CORP GRP	314,554,780	4.24%	38.99%
8	L	176	STATE FARM GRP	229,116,348	3.09%	42.08%
9	L	429	GUARDIAN LIFE GRP	210,040,579	2.83%	44.91%
10	L	850	PENN MUT GRP	199,066,399	2.68%	47.59%
11	L	904	JOHN HANCOCK GRP	185,328,188	2.50%	50.09%
12	L	869	MINNESOTA MUT GRP	169,755,438	2.29%	52.38%
13	L	468	AEGON US HOLDING GRP	153,593,596	2.07%	54.45%
14	L	431	SAMMONS ENTERPRISES GRP	146,385,630	1.97%	56.42%
15	L	458	DAI-ICHI LIFE HOLDINGS INC GRP	139,172,933	1.88%	58.29%
16	L	12	AMERICAN INTL GRP	132,139,429	1.78%	60.07%
17	L	709	PACIFIC LIFE GRP	130,840,591	1.76%	61.84%
18	L	4932	BRIGHTHOUSE HOLDINGS GRP	121,570,202	1.64%	63.47%
19	L	4965	EQUITABLE HOLDINGS INC GRP	121,386,963	1.64%	65.11%
20	L	261	MUTUAL OF OMAHA GRP	119,886,676	1.62%	66.72%
21	L	290	GLOBE LIFE INC GRP	115,732,352	1.56%	68.28%
22	L	91	HARTFORD FIRE & CAS GRP	98,867,660	1.33%	69.62%
23	L	836	WEST SOUTHERN GRP	95,676,842	1.29%	70.90%
24	L	332	PRINCIPAL FIN GRP	93,523,319	1.26%	72.16%
25	L	4750	PRIMERICA GRP	89,716,864	1.21%	73.37%
26	L	565	UNUM GRP	86,949,439	1.17%	74.54%
27	L	213	ERIE INS GRP	83,140,663	1.12%	75.66%
28	L	56014	THRIVENT FINANCIAL FOR LUTHERANS	70,706,461	0.95%	76.62%
29	L	872	BANNER LIFE GRP	65,973,977	0.89%	77.51%
30	L	4	AMERIPRISE FIN GRP	59,922,402	0.81%	78.31%
31	L	549	SUN LIFE FINANCIAL INC GRP	59,800,764	0.81%	79.12%
32	L	306	TRUSTAGE GRP	58,507,554	0.79%	79.91%
33	L	4011	GENWORTH FIN GRP	57,640,813	0.78%	80.68%
34	L	4832	VOYA FINANCIAL GRP	56,141,090	0.76%	81.44%
35	L	233	CNO FINANCIAL GRP	55,541,674	0.75%	82.19%
36	L	3891	GLOBAL ATLANTIC GRP	55,090,203	0.74%	82.93%
37	L	4925	KUVARE GRP	53,879,699	0.73%	83.66%
38	L	634	NATIONAL LIFE GRP	51,205,878	0.69%	84.35%
39	L	4853	AAA LIFE GRP	46,075,292	0.62%	84.97%
40	L	704	CONSTELLATION INS HOLDINGS GRP	41,426,297	0.56%	85.53%
41	L	65927	LINCOLN HERITAGE LIFE INS CO	39,742,336	0.54%	86.06%
42	L	761	ALLIANZ INS GRP	36,667,851	0.49%	86.56%
43	L	58033	KNIGHTS OF COLUMBUS	35,853,315	0.48%	87.04%
44	L	1348	MEIJI YASUDA LIFE INS GRP	35,269,721	0.48%	87.51%
45	L	4926	TALCOTT HOLDINGS GRP	35,184,101	0.47%	87.99%
46	L	4855	SUMITOMO LIFE INS GRP	33,601,069	0.45%	88.44%
47	L	5014	EVERLAKE HOLDINGS GRP	33,185,529	0.45%	88.89%
48	L	619	ONEAMERICA FIN PARTNERS GRP	32,744,807	0.44%	89.33%
49	L	943	AMERITAS MUT HOLDING GRP	31,292,046	0.42%	89.75%
50	L	61212	BALTIMORE LIFE INS CO	29,316,384	0.39%	90.15%
51	L	1211	NATIONAL GUARDIAN LIFE INS GRP	29,036,070	0.39%	90.54%
52	L	3098	TOKIO MARINE HOLDINGS INC GRP	28,821,315	0.39%	90.92%
53	L	200	UNITED SERV AUTOMOBILE ASSN GRP	28,699,701	0.39%	91.31%
54	L	212	ZURICH INS GRP	28,674,685	0.39%	91.70%
55	L	64505	HOMESTEADERS LIFE CO	27,629,879	0.37%	92.07%
56	L	1216	TIAA FAMILY GRP	26,779,484	0.36%	92.43%
57	L	244	CINCINNATI FIN GRP	25,925,344	0.35%	92.78%
58	L	918	JACKSON NATL GRP	20,736,233	0.28%	93.06%
59	L	4992	RESOLUTION LIFE US HOLDINGS GRP	19,899,624	0.27%	93.33%
60	L	58068	INDEPENDENT ORDER OF FORESTERS US BR	18,615,601	0.25%	93.58%
61	L	901	CIGNA HLTH GRP	17,847,063	0.24%	93.82%
62	L	670	FIDELITY NATL FIN INC GRP	16,908,819	0.23%	94.05%
63	L	4736	GGC GRP	16,574,672	0.22%	94.27%

Life Insurance Industry
Life/Health and Fraternal Insurers
2022 Market Share Report - Total Premium
Life Insurance

Pennsylvania

Rank	Business Type	Group/ Company Code	Group/Company Name	Direct Written Premium	Market Share	Cumulative Market Share
64	L	408	BROOKFIELD ASSET MGMT REINS PARTNERS	15,896,996	0.21%	94.48%
65	L	449	FINANCIAL HOLDINGS GRP	15,374,129	0.21%	94.69%
66	L	315	INDUSTRIAL ALLIANCE GRP	13,280,457	0.18%	94.87%
67	L	56782	NATIONAL SLOVAK SOCIETY OF THE USA	13,029,734	0.18%	95.05%
68	L	370	AFLAC GRP	12,906,546	0.17%	95.22%
69	L	4941	NATIONAL WESTERN LIFE GRP	12,119,144	0.16%	95.38%
70	L	535	COLUMBIAN LIFE GRP	12,100,468	0.16%	95.55%
71	L	3436	LIBERTY LIFE GRP TRUST GRP	11,843,630	0.16%	95.71%
72	L	4213	WILTON RE GRP	11,744,790	0.16%	95.86%
73	L	68772	SECURITY MUT LIFE INS CO OF NY	9,986,097	0.13%	96.00%
74	L	3527	AMERICAN ENTERPRISE MUT GRP	9,873,370	0.13%	96.13%
75	L	769	GREAT WEST GRP	9,572,930	0.13%	96.26%
76	L	60216	AMALGAMATED LIFE INS CO	9,468,317	0.13%	96.39%
77	L	588	KANSAS CITY LIFE INS GRP	9,209,403	0.12%	96.51%
78	L	4553	SAVINGS BANK LIFE GRP	9,183,927	0.12%	96.64%
79	L	525	PAN AMER LIFE GRP	9,099,592	0.12%	96.76%
80	L	4947	PROSPERITY LIFE INS GRP	8,409,316	0.11%	96.87%
81	L	300	HORACE MANN GRP	8,338,518	0.11%	96.98%
82	L	581	BOSTON MUT GRP	8,034,935	0.11%	97.09%
83	L	917	HCSC GRP	7,851,272	0.11%	97.20%
84	L	291	ENCOVA MUT INS GRP	7,674,244	0.10%	97.30%
85	L	276	TRUSTMARK MUT HOLDING CO GRP	7,648,204	0.10%	97.40%
86	L	626	CHUBB LTD GRP	7,431,004	0.10%	97.50%
87	L	56758	LOYAL CHRISTIAN BENEFIT ASSN	7,381,191	0.10%	97.60%
88	L	5021	ONEMAIN HOLDINGS INC GRP	7,127,592	0.10%	97.70%
89	L	63290	FIDELITY LIFE ASSN A LEGAL RESERVE L	6,900,397	0.09%	97.79%
90	L	215	KEMPER CORP GRP	6,755,903	0.09%	97.88%
91	L	707	UNITEDHEALTH GRP	6,721,112	0.09%	97.97%
92	L	7	FEDERATED MUT GRP	6,338,470	0.09%	98.06%
93	L	367	PHYSICIANS MUT GRP	6,266,614	0.08%	98.14%
94	L	801	DIRECTORS INVESTMENT GRP	6,169,861	0.08%	98.23%
95	L	181	SWISS RE GRP	5,698,426	0.08%	98.30%
96	L	4734	APOLLO GLOBAL MGMT GRP	5,572,720	0.08%	98.38%
97	L	57657	ROYAL NEIGHBORS OF AMER	5,318,071	0.07%	98.45%
98	L	1117	MANHATTAN LIFE GRP	5,161,456	0.07%	98.52%
99	L	1	CVS GRP	5,100,014	0.07%	98.59%
100	L	330	AMERICAN FIDELITY CORP GRP	4,719,455	0.06%	98.65%
101	L	8	ALLSTATE INS GRP	4,716,747	0.06%	98.72%
102	L	4955	POWELL INS GRP	4,535,157	0.06%	98.78%
103	L	77879	5 STAR LIFE INS CO	4,504,939	0.06%	98.84%
104	L	56227	KSKJ LIFE	4,487,962	0.06%	98.90%
105	L	56693	GCU	3,961,902	0.05%	98.95%
106	L	4903	CALTON HOLDINGS GRP	3,854,756	0.05%	99.00%
107	L	4862	ASSURITY GRP	3,813,406	0.05%	99.06%
108	L	57320	WOODMEN WORLD LIFE INS SOC	3,801,725	0.05%	99.11%
109	L	57541	MODERN WOODMEN OF AMER	3,644,778	0.05%	99.16%
110	L	56685	GBU FINANCIAL LIFE	3,499,832	0.05%	99.20%
111	L	28	AMICA MUT GRP	3,146,758	0.04%	99.25%
112	L	60445	SAGICOR LIFE INS CO	3,115,370	0.04%	99.29%
113	L	63819	UNITY FINANCIAL LIFE INS CO	2,904,240	0.04%	99.33%
114	L	781	UNION LABOR GRP	2,682,363	0.04%	99.36%
115	L	542	INDIANA FARM BUREAU GRP	2,338,152	0.03%	99.39%
116	L	67180	OHIO STATE LIFE INS CO	2,251,359	0.03%	99.42%
117	L	574	AMERCO CORP GRP	1,931,379	0.03%	99.45%
118	L	4712	GPM LIFE GRP	1,733,489	0.02%	99.47%
119	L	4824	ADVANTAGE CAPITAL GRP	1,656,024	0.02%	99.50%
120	L	661	BCBS OF SC GRP	1,425,717	0.02%	99.52%
121	L	4718	TIPTREE FIN GRP	1,333,096	0.02%	99.53%
122	L	451	FIDELITY SECURITY GRP	1,285,928	0.02%	99.55%
123	L	64580	ILLINOIS MUT LIFE INS CO	1,259,120	0.02%	99.57%
124	L	57673	SLOVENE NATL BENEFIT SOCIETY	1,194,940	0.02%	99.58%
125	L	4752	GREGG E ZAHN GRP	1,154,154	0.02%	99.60%
			TOTAL	7,422,213,985	100.00%	100.00%

Life Insurance Industry
Life/Health and Fraternal Insurers
2022 Market Share Report - Total Premium
Life Insurance

Rhode Island

Rank	Business Type	Group/ Company Code	Group/Company Name	Direct Written Premium	Market Share	Cumulative Market Share
1	L	435	MASS MUT LIFE INS GRP	42,208,512	7.81%	7.81%
2	L	860	NORTHWESTERN MUT GRP	39,220,268	7.26%	15.07%
3	L	304	PRUDENTIAL OF AMER GRP	34,992,173	6.48%	21.55%
4	L	826	NEW YORK LIFE GRP	34,797,873	6.44%	27.99%
5	L	241	METROPOLITAN GRP	28,312,150	5.24%	33.23%
6	L	20	LINCOLN NATL GRP	25,191,892	4.66%	37.89%
7	L	91	HARTFORD FIRE & CAS GRP	23,275,627	4.31%	42.20%
8	L	709	PACIFIC LIFE GRP	20,353,829	3.77%	45.96%
9	L	904	JOHN HANCOCK GRP	19,143,096	3.54%	49.51%
10	L	869	MINNESOTA MUT GRP	14,637,304	2.71%	52.21%
11	L	140	NATIONWIDE CORP GRP	14,631,538	2.71%	54.92%
12	L	4932	BRIGHTHOUSE HOLDINGS GRP	13,317,812	2.46%	57.39%
13	L	468	AEGON US HOLDING GRP	10,584,850	1.96%	59.35%
14	L	850	PENN MUT GRP	10,434,947	1.93%	61.28%
15	L	28	AMICA MUT GRP	10,199,557	1.89%	63.17%
16	L	261	MUTUAL OF OMAHA GRP	9,710,283	1.80%	64.96%
17	L	429	GUARDIAN LIFE GRP	9,204,968	1.70%	66.67%
18	L	4750	PRIMERICA GRP	9,079,977	1.68%	68.35%
19	L	458	DAI-ICHI LIFE HOLDINGS INC GRP	7,819,741	1.45%	69.79%
20	L	12	AMERICAN INTL GRP	7,562,842	1.40%	71.19%
21	L	290	GLOBE LIFE INC GRP	7,479,621	1.38%	72.58%
22	L	1348	MEIJI YASUDA LIFE INS GRP	7,327,776	1.36%	73.93%
23	L	549	SUN LIFE FINANCIAL INC GRP	6,306,442	1.17%	75.10%
24	L	431	SAMMONS ENTERPRISES GRP	6,117,842	1.13%	76.23%
25	L	634	NATIONAL LIFE GRP	5,900,784	1.09%	77.33%
26	L	233	CNO FINANCIAL GRP	5,349,447	0.99%	78.32%
27	L	565	UNUM GRP	5,198,662	0.96%	79.28%
28	L	4	AMERIPRISE FIN GRP	4,937,501	0.91%	80.19%
29	L	4553	SAVINGS BANK LIFE GRP	4,928,652	0.91%	81.10%
30	L	4011	GENWORTH FIN GRP	4,810,839	0.89%	81.99%
31	L	872	BANNER LIFE GRP	4,783,765	0.89%	82.88%
32	L	4925	KUVARE GRP	4,493,073	0.83%	83.71%
33	L	332	PRINCIPAL FIN GRP	4,285,018	0.79%	84.50%
34	L	4965	EQUITABLE HOLDINGS INC GRP	4,144,349	0.77%	85.27%
35	L	4853	AAA LIFE GRP	3,755,188	0.69%	85.97%
36	L	200	UNITED SERV AUTOMOBILE ASSN GRP	3,664,474	0.68%	86.64%
37	L	704	CONSTELLATION INS HOLDINGS GRP	3,640,754	0.67%	87.32%
38	L	836	WEST SOUTHERN GRP	3,538,615	0.65%	87.97%
39	L	306	TRUSTAGE GRP	3,337,767	0.62%	88.59%
40	L	4832	VOYA FINANCIAL GRP	3,298,823	0.61%	89.20%
41	L	1216	TIAA FAMILY GRP	3,174,351	0.59%	89.79%
42	L	761	ALLIANZ INS GRP	2,817,080	0.52%	90.31%
43	L	5014	EVERLAKE HOLDINGS GRP	2,632,710	0.49%	90.80%
44	L	4736	GGC GRP	2,629,170	0.49%	91.28%
45	L	3891	GLOBAL ATLANTIC GRP	2,563,072	0.47%	91.76%
46	L	4855	SUMITOMO LIFE INS GRP	2,454,807	0.45%	92.21%
47	L	943	AMERITAS MUT HOLDING GRP	2,181,997	0.40%	92.62%
48	L	408	BROOKFIELD ASSET MGMT REINS PARTNERS	1,870,871	0.35%	92.96%
49	L	619	ONEAMERICA FIN PARTNERS GRP	1,842,596	0.34%	93.30%
50	L	4926	TALCOTT HOLDINGS GRP	1,826,073	0.34%	93.64%
51	L	58033	KNIGHTS OF COLUMBUS	1,810,980	0.34%	93.98%
52	L	449	FINANCIAL HOLDINGS GRP	1,597,366	0.30%	94.27%
53	L	581	BOSTON MUT GRP	1,521,999	0.28%	94.55%
54	L	670	FIDELITY NATL FIN INC GRP	1,487,002	0.28%	94.83%
55	L	58068	INDEPENDENT ORDER OF FORESTERS US BR	1,421,891	0.26%	95.09%
56	L	65927	LINCOLN HERITAGE LIFE INS CO	1,320,976	0.24%	95.34%
57	L	370	AFLAC GRP	1,186,973	0.22%	95.56%
58	L	56014	THRIVENT FINANCIAL FOR LUTHERANS	1,178,581	0.22%	95.77%
59	L	918	JACKSON NATL GRP	1,118,914	0.21%	95.98%
60	L	315	INDUSTRIAL ALLIANCE GRP	1,068,878	0.20%	96.18%
61	L	4992	RESOLUTION LIFE US HOLDINGS GRP	1,053,505	0.19%	96.37%
62	L	707	UNITEDHEALTH GRP	956,902	0.18%	96.55%
63	L	300	HORACE MANN GRP	916,744	0.17%	96.72%

Life Insurance Industry
Life/Health and Fraternal Insurers
2022 Market Share Report - Total Premium
Life Insurance

Rhode Island

Rank	Business Type	Group/ Company Code	Group/Company Name	Direct Written Premium	Market Share	Cumulative Market Share
64	L	3098	TOKIO MARINE HOLDINGS INC GRP	908,255	0.17%	96.89%
65	L	535	COLUMBIAN LIFE GRP	898,102	0.17%	97.06%
66	L	64505	HOMESTEADERS LIFE CO	897,452	0.17%	97.22%
67	L	212	ZURICH INS GRP	896,056	0.17%	97.39%
68	L	77879	5 STAR LIFE INS CO	779,026	0.14%	97.53%
69	L	176	STATE FARM GRP	704,173	0.13%	97.66%
70	L	367	PHYSICIANS MUT GRP	685,137	0.13%	97.79%
71	L	63290	FIDELITY LIFE ASSN A LEGAL RESERVE L	612,325	0.11%	97.90%
72	L	1211	NATIONAL GUARDIAN LIFE INS GRP	593,655	0.11%	98.01%
73	L	781	UNION LABOR GRP	509,299	0.09%	98.11%
74	L	62928	EMC NATL LIFE CO	465,554	0.09%	98.19%
75	L	901	CIGNA HLTH GRP	450,253	0.08%	98.28%
76	L	8	ALLSTATE INS GRP	444,159	0.08%	98.36%
77	L	68772	SECURITY MUT LIFE INS CO OF NY	434,429	0.08%	98.44%
78	L	3527	AMERICAN ENTERPRISE MUT GRP	413,236	0.08%	98.51%
79	L	4213	WILTON RE GRP	390,273	0.07%	98.59%
80	L	477	RENAISSANCE HLTH SERV CORP GRP	386,078	0.07%	98.66%
81	L	626	CHUBB LTD GRP	385,346	0.07%	98.73%
82	L	4955	POWELL INS GRP	381,780	0.07%	98.80%
83	L	4712	GPM LIFE GRP	380,017	0.07%	98.87%
84	L	57657	ROYAL NEIGHBORS OF AMER	357,869	0.07%	98.94%
85	L	181	SWISS RE GRP	319,571	0.06%	99.00%
86	L	4903	CALTON HOLDINGS GRP	309,128	0.06%	99.05%
87	L	276	TRUSTMARK MUT HOLDING CO GRP	307,372	0.06%	99.11%
88	L	525	PAN AMER LIFE GRP	275,190	0.05%	99.16%
89	L	58009	POLICE & FIREMENS INS ASSN	254,873	0.05%	99.21%
90	L	4734	APOLLO GLOBAL MGMT GRP	252,343	0.05%	99.25%
91	L	4862	ASSURITY GRP	240,328	0.04%	99.30%
92	L	588	KANSAS CITY LIFE INS GRP	217,106	0.04%	99.34%
93	L	344	CHURCH PENSION FUND GRP	214,627	0.04%	99.38%
94	L	4947	PROSPERITY LIFE INS GRP	212,344	0.04%	99.42%
95	L	769	GREAT WEST GRP	190,799	0.04%	99.45%
96	L	56030	CATHOLIC FINANCIAL LIFE	186,046	0.03%	99.49%
97	L	1	CVS GRP	182,046	0.03%	99.52%
98	L	917	HCSC GRP	180,812	0.03%	99.56%
99	L	7	FEDERATED MUT GRP	179,141	0.03%	99.59%
100	L	244	CINCINNATI FIN GRP	160,586	0.03%	99.62%
101	L	1117	MANHATTAN LIFE GRP	152,504	0.03%	99.65%
102	L	801	DIRECTORS INVESTMENT GRP	141,826	0.03%	99.67%
103	L	330	AMERICAN FIDELITY CORP GRP	122,260	0.02%	99.70%
104	L	542	INDIANA FARM BUREAU GRP	101,250	0.02%	99.71%
105	L	69310	SURETY LIFE INS CO	100,094	0.02%	99.73%
106	L	451	FIDELITY SECURITY GRP	99,154	0.02%	99.75%
107	L	687	GUARANTEE TRUST GRP	92,103	0.02%	99.77%
108	L	169	SENTRY INS GRP	71,738	0.01%	99.78%
109	L	4890	SBL HOLDINGS GRP	71,567	0.01%	99.79%
110	L	57622	POLISH NATL ALLIANCE US OF NA	63,448	0.01%	99.81%
111	L	981	FIDELITY INVESTMENT INS & ANN GRP	58,406	0.01%	99.82%
112	L	661	BCBS OF SC GRP	49,896	0.01%	99.83%
113	L	57541	MODERN WOODMEN OF AMER	48,664	0.01%	99.84%
114	L	64580	ILLINOIS MUT LIFE INS CO	42,460	0.01%	99.84%
115	L	60445	SAGICOR LIFE INS CO	41,831	0.01%	99.85%
116	L	23	BCS INS GRP	40,647	0.01%	99.86%
117	L	574	AMERCO CORP GRP	40,226	0.01%	99.87%
118	L	4941	NATIONAL WESTERN LIFE GRP	38,775	0.01%	99.87%
119	L	3436	LIBERTY LIFE GRP TRUST GRP	38,173	0.01%	99.88%
120	L	4794	GROUP 1001 INS HOLDINGS GRP	38,115	0.01%	99.89%
121	L	58181	SUPREME COUNCIL THE ROYAL ARCANUM	37,660	0.01%	99.89%
122	L	60216	AMALGAMATED LIFE INS CO	37,502	0.01%	99.90%
123	L	93777	REVOL ONE INS CO	36,542	0.01%	99.91%
124	L	5021	ONEMAIN HOLDINGS INC GRP	36,135	0.01%	99.91%
125	L	63819	UNITY FINANCIAL LIFE INS CO	33,538	0.01%	99.92%
			TOTAL	540,329,114	100.00%	100.00%

Life Insurance Industry
Life/Health and Fraternal Insurers
2022 Market Share Report - Total Premium
Life Insurance

South Carolina

Rank	Business Type	Group/ Company Code	Group/Company Name	Direct Written Premium	Market Share	Cumulative Market Share
1	L	826	NEW YORK LIFE GRP	175,378,477	6.45%	6.45%
2	L	241	METROPOLITAN GRP	170,863,870	6.28%	12.73%
3	L	860	NORTHWESTERN MUT GRP	159,730,913	5.87%	18.60%
4	L	304	PRUDENTIAL OF AMER GRP	132,571,077	4.87%	23.47%
5	L	176	STATE FARM GRP	110,481,366	4.06%	27.53%
6	L	20	LINCOLN NATL GRP	109,032,878	4.01%	31.54%
7	L	435	MASS MUT LIFE INS GRP	102,183,193	3.76%	35.29%
8	L	261	MUTUAL OF OMAHA GRP	78,530,617	2.89%	38.18%
9	L	468	AEGON US HOLDING GRP	72,237,290	2.66%	40.83%
10	L	869	MINNESOTA MUT GRP	66,038,226	2.43%	43.26%
11	L	429	GUARDIAN LIFE GRP	57,374,543	2.11%	45.37%
12	L	290	GLOBE LIFE INC GRP	53,521,951	1.97%	47.34%
13	L	4750	PRIMERICA GRP	51,044,503	1.88%	49.21%
14	L	68896	SOUTHERN FARM BUREAU LIFE INS CO	49,748,291	1.83%	51.04%
15	L	140	NATIONWIDE CORP GRP	48,362,108	1.78%	52.82%
16	L	565	UNUM GRP	47,956,718	1.76%	54.58%
17	L	12	AMERICAN INTL GRP	47,548,749	1.75%	56.33%
18	L	458	DAI-ICHI LIFE HOLDINGS INC GRP	46,749,858	1.72%	58.05%
19	L	904	JOHN HANCOCK GRP	44,335,499	1.63%	59.68%
20	L	431	SAMMONS ENTERPRISES GRP	41,664,280	1.53%	61.21%
21	L	306	TRUSTAGE GRP	40,084,389	1.47%	62.68%
22	L	709	PACIFIC LIFE GRP	39,553,977	1.45%	64.14%
23	L	91	HARTFORD FIRE & CAS GRP	35,604,964	1.31%	65.44%
24	L	276	TRUSTMARK MUT HOLDING CO GRP	30,056,032	1.10%	66.55%
25	L	332	PRINCIPAL FIN GRP	29,248,899	1.08%	67.62%
26	L	761	ALLIANZ INS GRP	28,205,745	1.04%	68.66%
27	L	4932	BRIGHTHOUSE HOLDINGS GRP	28,044,177	1.03%	69.69%
28	L	4011	GENWORTH FIN GRP	26,734,901	0.98%	70.67%
29	L	65927	LINCOLN HERITAGE LIFE INS CO	26,610,764	0.98%	71.65%
30	L	836	WEST SOUTHERN GRP	25,669,646	0.94%	72.60%
31	L	200	UNITED SERV AUTOMOBILE ASSN GRP	25,191,910	0.93%	73.52%
32	L	850	PENN MUT GRP	25,178,928	0.93%	74.45%
33	L	4925	KUVARE GRP	25,047,593	0.92%	75.37%
34	L	4965	EQUITABLE HOLDINGS INC GRP	23,133,629	0.85%	76.22%
35	L	233	CNO FINANCIAL GRP	22,152,796	0.81%	77.03%
36	L	634	NATIONAL LIFE GRP	21,373,209	0.79%	77.82%
37	L	872	BANNER LIFE GRP	20,148,815	0.74%	78.56%
38	L	4832	VOYA FINANCIAL GRP	19,054,349	0.70%	79.26%
39	L	58068	INDEPENDENT ORDER OF FORESTERS US BR	18,533,103	0.68%	79.94%
40	L	918	JACKSON NATL GRP	17,594,439	0.65%	80.59%
41	L	57320	WOODMEN WORLD LIFE INS SOC	15,470,943	0.57%	81.16%
42	L	4734	APOLLO GLOBAL MGMT GRP	15,368,722	0.56%	81.72%
43	L	315	INDUSTRIAL ALLIANCE GRP	15,308,090	0.56%	82.28%
44	L	4926	TALCOTT HOLDINGS GRP	15,142,478	0.56%	82.84%
45	L	619	ONEAMERICA FIN PARTNERS GRP	14,300,310	0.53%	83.37%
46	L	449	FINANCIAL HOLDINGS GRP	14,239,610	0.52%	83.89%
47	L	4853	AAA LIFE GRP	13,859,163	0.51%	84.40%
48	L	215	KEMPER CORP GRP	13,853,117	0.51%	84.91%
49	L	56014	THRIVENT FINANCIAL FOR LUTHERANS	13,791,001	0.51%	85.41%
50	L	1348	MEIJI YASUDA LIFE INS GRP	13,762,366	0.51%	85.92%
51	L	408	BROOKFIELD ASSET MGMT REINS PARTNERS	13,042,085	0.48%	86.40%
52	L	5014	EVERLAKE HOLDINGS GRP	12,784,101	0.47%	86.87%
53	L	535	COLUMBIAN LIFE GRP	12,695,497	0.47%	87.34%
54	L	4	AMERIPRISE FIN GRP	11,855,876	0.44%	87.77%
55	L	3891	GLOBAL ATLANTIC GRP	11,719,859	0.43%	88.20%
56	L	549	SUN LIFE FINANCIAL INC GRP	11,219,896	0.41%	88.61%
57	L	661	BCBS OF SC GRP	11,031,379	0.41%	89.02%
58	L	212	ZURICH INS GRP	10,610,340	0.39%	89.41%
59	L	4955	POWELL INS GRP	10,060,342	0.37%	89.78%
60	L	370	AFLAC GRP	9,978,756	0.37%	90.15%
61	L	64505	HOMESTEADERS LIFE CO	9,387,479	0.35%	90.49%
62	L	943	AMERITAS MUT HOLDING GRP	9,278,059	0.34%	90.83%
63	L	704	CONSTELLATION INS HOLDINGS GRP	9,097,349	0.33%	91.17%

Life Insurance Industry
Life/Health and Fraternal Insurers
2022 Market Share Report - Total Premium
Life Insurance

South Carolina

Rank	Business Type	Group/ Company Code	Group/Company Name	Direct Written Premium	Market Share	Cumulative Market Share
64	L	4824	ADVANTAGE CAPITAL GRP	8,995,727	0.33%	91.50%
65	L	4855	SUMITOMO LIFE INS GRP	8,606,642	0.32%	91.81%
66	L	4992	RESOLUTION LIFE US HOLDINGS GRP	7,281,830	0.27%	92.08%
67	L	1211	NATIONAL GUARDIAN LIFE INS GRP	7,163,349	0.26%	92.34%
68	L	58033	KNIGHTS OF COLUMBUS	7,125,938	0.26%	92.61%
69	L	670	FIDELITY NATL FIN INC GRP	6,527,721	0.24%	92.85%
70	L	367	PHYSICIANS MUT GRP	6,293,948	0.23%	93.08%
71	L	707	UNITEDHEALTH GRP	6,180,800	0.23%	93.30%
72	L	244	CINCINNATI FIN GRP	6,152,657	0.23%	93.53%
73	L	4736	GGC GRP	6,093,058	0.22%	93.76%
74	L	4718	TIPTREE FIN GRP	6,072,178	0.22%	93.98%
75	L	1117	MANHATTAN LIFE GRP	6,069,475	0.22%	94.20%
76	L	4712	GPM LIFE GRP	5,739,998	0.21%	94.41%
77	L	68772	SECURITY MUT LIFE INS CO OF NY	5,628,292	0.21%	94.62%
78	L	57657	ROYAL NEIGHBORS OF AMER	5,604,593	0.21%	94.83%
79	L	4213	WILTON RE GRP	5,593,352	0.21%	95.03%
80	L	280	AUTO OWNERS GRP	5,585,651	0.21%	95.24%
81	L	3527	AMERICAN ENTERPRISE MUT GRP	5,557,684	0.20%	95.44%
82	L	300	HORACE MANN GRP	5,518,595	0.20%	95.64%
83	L	588	KANSAS CITY LIFE INS GRP	5,083,369	0.19%	95.83%
84	L	4947	PROSPERITY LIFE INS GRP	4,933,121	0.18%	96.01%
85	L	3436	LIBERTY LIFE GRP TRUST GRP	4,494,616	0.17%	96.18%
86	L	8	ALLSTATE INS GRP	4,428,830	0.16%	96.34%
87	L	57541	MODERN WOODMEN OF AMER	4,207,138	0.15%	96.49%
88	L	626	CHUBB LTD GRP	3,960,645	0.15%	96.64%
89	L	7	FEDERATED MUT GRP	3,828,524	0.14%	96.78%
90	L	574	AMERCO CORP GRP	3,606,779	0.13%	96.91%
91	L	77879	5 STAR LIFE INS CO	3,599,253	0.13%	97.05%
92	L	63290	FIDELITY LIFE ASSN A LEGAL RESERVE L	3,576,654	0.13%	97.18%
93	L	181	SWISS RE GRP	3,572,377	0.13%	97.31%
94	L	4553	SAVINGS BANK LIFE GRP	3,566,944	0.13%	97.44%
95	L	60445	SAGICOR LIFE INS CO	3,519,002	0.13%	97.57%
96	L	901	CIGNA HLTH GRP	3,463,530	0.13%	97.70%
97	L	1216	TIAA FAMILY GRP	3,256,768	0.12%	97.82%
98	L	1	CVS GRP	3,053,333	0.11%	97.93%
99	L	5021	ONEMAIN HOLDINGS INC GRP	2,695,283	0.10%	98.03%
100	L	542	INDIANA FARM BUREAU GRP	2,367,681	0.09%	98.11%
101	L	525	PAN AMER LIFE GRP	2,356,867	0.09%	98.20%
102	L	4890	SBL HOLDINGS GRP	2,279,831	0.08%	98.28%
103	L	2858	HOMESHIELD CAPITAL GRP	2,148,008	0.08%	98.36%
104	L	454	SECURITY NATL GRP	2,093,122	0.08%	98.44%
105	L	4862	ASSURITY GRP	2,077,366	0.08%	98.52%
106	L	3098	TOKIO MARINE HOLDINGS INC GRP	1,924,526	0.07%	98.59%
107	L	801	DIRECTORS INVESTMENT GRP	1,878,993	0.07%	98.66%
108	L	520	NEW ERA LIFE GRP	1,680,668	0.06%	98.72%
109	L	64580	ILLINOIS MUT LIFE INS CO	1,658,708	0.06%	98.78%
110	L	769	GREAT WEST GRP	1,617,056	0.06%	98.84%
111	L	61212	BALTIMORE LIFE INS CO	1,607,701	0.06%	98.90%
112	L	581	BOSTON MUT GRP	1,565,831	0.06%	98.95%
113	L	917	HCSC GRP	1,556,334	0.06%	99.01%
114	L	4903	CALTON HOLDINGS GRP	1,535,487	0.06%	99.07%
115	L	629	PLATEAU GRP	1,505,803	0.06%	99.12%
116	L	62928	EMC NATL LIFE CO	1,387,521	0.05%	99.17%
117	L	69132	STATE MUT INS CO	1,308,048	0.05%	99.22%
118	L	28	AMICA MUT GRP	1,247,174	0.05%	99.27%
119	L	4941	NATIONAL WESTERN LIFE GRP	1,110,564	0.04%	99.31%
120	L	5016	AQUARIAN INS HOLDINGS GRP	1,090,586	0.04%	99.35%
121	L	213	ERIE INS GRP	1,090,515	0.04%	99.39%
122	L	50	COUNTRY INS & FIN SERV GRP	1,078,208	0.04%	99.43%
123	L	63819	UNITY FINANCIAL LIFE INS CO	966,329	0.04%	99.46%
124	L	65412	LIFE INS CO OF AL	928,917	0.03%	99.50%
125	L	330	AMERICAN FIDELITY CORP GRP	925,205	0.03%	99.53%
			TOTAL	2,720,765,388	100.00%	100.00%

Life Insurance Industry
Life/Health and Fraternal Insurers
2022 Market Share Report - Total Premium
Life Insurance

South Dakota

Rank	Business Type	Group/ Company Code	Group/Company Name	Direct Written Premium	Market Share	Cumulative Market Share
1	L	304	PRUDENTIAL OF AMER GRP	268,705,115	20.34%	20.34%
2	L	709	PACIFIC LIFE GRP	131,006,788	9.91%	30.25%
3	L	4844	LIA HOLDINGS GRP	95,502,221	7.23%	37.48%
4	L	826	NEW YORK LIFE GRP	80,873,780	6.12%	43.60%
5	L	212	ZURICH INS GRP	76,229,687	5.77%	49.37%
6	L	860	NORTHWESTERN MUT GRP	57,060,410	4.32%	53.69%
7	L	15313	INVESTORS PREFERRED LIFE INS CO	50,400,930	3.81%	57.50%
8	L	20	LINCOLN NATL GRP	45,406,190	3.44%	60.94%
9	L	56014	THRIVENT FINANCIAL FOR LUTHERANS	40,098,256	3.03%	63.97%
10	L	904	JOHN HANCOCK GRP	38,880,098	2.94%	66.92%
11	L	431	SAMMONS ENTERPRISES GRP	31,850,216	2.41%	69.33%
12	L	332	PRINCIPAL FIN GRP	25,355,234	1.92%	71.25%
13	L	140	NATIONWIDE CORP GRP	23,871,454	1.81%	73.05%
14	L	176	STATE FARM GRP	20,248,314	1.53%	74.58%
15	L	14679	CROWN GLOBAL INS CO OF AMER	17,594,628	1.33%	75.92%
16	L	241	METROPOLITAN GRP	17,304,684	1.31%	77.23%
17	L	850	PENN MUT GRP	15,040,371	1.14%	78.36%
18	L	565	UNUM GRP	14,150,994	1.07%	79.43%
19	L	261	MUTUAL OF OMAHA GRP	12,237,490	0.93%	80.36%
20	L	57541	MODERN WOODMEN OF AMER	11,349,173	0.86%	81.22%
21	L	4965	EQUITABLE HOLDINGS INC GRP	10,433,667	0.79%	82.01%
22	L	473	AMERICAN FAMILY INS GRP	9,806,136	0.74%	82.75%
23	L	64505	HOMESTEADERS LIFE CO	9,803,888	0.74%	83.49%
24	L	458	DAI-ICHI LIFE HOLDINGS INC GRP	9,686,131	0.73%	84.23%
25	L	435	MASS MUT LIFE INS GRP	9,656,701	0.73%	84.96%
26	L	468	AEGON US HOLDING GRP	9,518,396	0.72%	85.68%
27	L	869	MINNESOTA MUT GRP	9,506,051	0.72%	86.40%
28	L	4932	BRIGHTHOUSE HOLDINGS GRP	9,411,518	0.71%	87.11%
29	L	513	IOWA FARM BUREAU GRP	8,999,299	0.68%	87.79%
30	L	12	AMERICAN INTL GRP	8,822,804	0.67%	88.46%
31	L	290	GLOBE LIFE INC GRP	6,288,046	0.48%	88.93%
32	L	4832	VOYA FINANCIAL GRP	6,031,185	0.46%	89.39%
33	L	58033	KNIGHTS OF COLUMBUS	5,849,512	0.44%	89.83%
34	L	4	AMERIPRISE FIN GRP	5,537,707	0.42%	90.25%
35	L	619	ONEAMERICA FIN PARTNERS GRP	5,412,885	0.41%	90.66%
36	L	4855	SUMITOMO LIFE INS GRP	5,226,851	0.40%	91.06%
37	L	4011	GENWORTH FIN GRP	5,043,699	0.38%	91.44%
38	L	4750	PRIMERICA GRP	4,740,954	0.36%	91.80%
39	L	4926	TALCOTT HOLDINGS GRP	4,602,728	0.35%	92.15%
40	L	943	AMERITAS MUT HOLDING GRP	4,596,791	0.35%	92.49%
41	L	2878	UNITED HERITAGE MUT GRP	4,121,480	0.31%	92.81%
42	L	429	GUARDIAN LIFE GRP	3,955,494	0.30%	93.11%
43	L	836	WEST SOUTHERN GRP	3,895,958	0.29%	93.40%
44	L	549	SUN LIFE FINANCIAL INC GRP	3,826,923	0.29%	93.69%
45	L	872	BANNER LIFE GRP	3,718,288	0.28%	93.97%
46	L	306	TRUSTAGE GRP	3,714,103	0.28%	94.25%
47	L	3891	GLOBAL ATLANTIC GRP	3,652,910	0.28%	94.53%
48	L	4925	KUVARE GRP	3,573,303	0.27%	94.80%
49	L	3527	AMERICAN ENTERPRISE MUT GRP	3,165,929	0.24%	95.04%
50	L	1348	MEIJI YASUDA LIFE INS GRP	3,122,213	0.24%	95.28%
51	L	408	BROOKFIELD ASSET MGMT REINS PARTNERS	2,762,716	0.21%	95.48%
52	L	1216	TIAA FAMILY GRP	2,710,890	0.21%	95.69%
53	L	91	HARTFORD FIRE & CAS GRP	2,561,080	0.19%	95.88%
54	L	370	AFLAC GRP	2,435,566	0.18%	96.07%
55	L	7	FEDERATED MUT GRP	2,400,663	0.18%	96.25%
56	L	200	UNITED SERV AUTOMOBILE ASSN GRP	2,232,452	0.17%	96.42%
57	L	244	CINCINNATI FIN GRP	2,191,182	0.17%	96.58%
58	L	4853	AAA LIFE GRP	1,959,037	0.15%	96.73%
59	L	918	JACKSON NATL GRP	1,953,788	0.15%	96.88%
60	L	4862	ASSURITY GRP	1,875,646	0.14%	97.02%
61	L	704	CONSTELLATION INS HOLDINGS GRP	1,866,587	0.14%	97.16%
62	L	280	AUTO OWNERS GRP	1,862,969	0.14%	97.30%
63	L	300	HORACE MANN GRP	1,518,968	0.11%	97.42%

Life Insurance Industry
Life/Health and Fraternal Insurers
2022 Market Share Report - Total Premium
Life Insurance

South Dakota

Rank	Business Type	Group/ Company Code	Group/Company Name	Direct Written Premium	Market Share	Cumulative Market Share
64	L	4941	NATIONAL WESTERN LIFE GRP	1,459,873	0.11%	97.53%
65	L	233	CNO FINANCIAL GRP	1,441,851	0.11%	97.64%
66	L	761	ALLIANZ INS GRP	1,304,082	0.10%	97.74%
67	L	670	FIDELITY NATL FIN INC GRP	1,228,439	0.09%	97.83%
68	L	58017	BETTERLIFE	1,215,120	0.09%	97.92%
69	L	62928	EMC NATL LIFE CO	1,204,915	0.09%	98.01%
70	L	588	KANSAS CITY LIFE INS GRP	1,182,258	0.09%	98.10%
71	L	634	NATIONAL LIFE GRP	1,138,600	0.09%	98.19%
72	L	64580	ILLINOIS MUT LIFE INS CO	1,138,333	0.09%	98.28%
73	L	8	ALLSTATE INS GRP	1,062,767	0.08%	98.36%
74	L	3098	TOKIO MARINE HOLDINGS INC GRP	1,001,647	0.08%	98.43%
75	L	1211	NATIONAL GUARDIAN LIFE INS GRP	958,950	0.07%	98.50%
76	L	4736	GGC GRP	846,478	0.06%	98.57%
77	L	60542	AMERICAN HOME LIFE INS CO	755,490	0.06%	98.63%
78	L	449	FINANCIAL HOLDINGS GRP	754,924	0.06%	98.68%
79	L	4734	APOLLO GLOBAL MGMT GRP	747,986	0.06%	98.74%
80	L	690	CENTRAL STATES GRP	740,119	0.06%	98.80%
81	L	58068	INDEPENDENT ORDER OF FORESTERS US BR	708,951	0.05%	98.85%
82	L	57487	CATHOLIC ORDER OF FORESTERS	706,288	0.05%	98.90%
83	L	57053	CATHOLIC UNITED FINANCIAL	688,209	0.05%	98.96%
84	L	661	BCBS OF SC GRP	665,532	0.05%	99.01%
85	L	367	PHYSICIANS MUT GRP	645,201	0.05%	99.05%
86	L	4992	RESOLUTION LIFE US HOLDINGS GRP	603,768	0.05%	99.10%
87	L	4903	CALTON HOLDINGS GRP	595,373	0.05%	99.15%
88	L	707	UNITEDHEALTH GRP	554,788	0.04%	99.19%
89	L	77879	5 STAR LIFE INS CO	525,117	0.04%	99.23%
90	L	315	INDUSTRIAL ALLIANCE GRP	480,777	0.04%	99.26%
91	L	57657	ROYAL NEIGHBORS OF AMER	477,235	0.04%	99.30%
92	L	801	DIRECTORS INVESTMENT GRP	475,338	0.04%	99.34%
93	L	4900	US ALLIANCE CORP GRP	473,029	0.04%	99.37%
94	L	63290	FIDELITY LIFE ASSN A LEGAL RESERVE L	462,215	0.03%	99.41%
95	L	5014	EVERLAKE HOLDINGS GRP	402,946	0.03%	99.44%
96	L	65927	LINCOLN HERITAGE LIFE INS CO	399,453	0.03%	99.47%
97	L	917	HCSC GRP	360,904	0.03%	99.49%
98	L	574	AMERCO CORP GRP	330,477	0.03%	99.52%
99	L	181	SWISS RE GRP	326,700	0.02%	99.54%
100	L	626	CHUBB LTD GRP	324,565	0.02%	99.57%
101	L	4213	WILTON RE GRP	315,539	0.02%	99.59%
102	L	61212	BALTIMORE LIFE INS CO	309,162	0.02%	99.62%
103	L	4553	SAVINGS BANK LIFE GRP	300,000	0.02%	99.64%
104	L	68772	SECURITY MUT LIFE INS CO OF NY	291,829	0.02%	99.66%
105	L	84174	ELCO MUT LIFE & ANN	259,321	0.02%	99.68%
106	L	50	COUNTRY INS & FIN SERV GRP	251,286	0.02%	99.70%
107	L	4794	GROUP 1001 INS HOLDINGS GRP	227,460	0.02%	99.72%
108	L	56030	CATHOLIC FINANCIAL LIFE	218,526	0.02%	99.73%
109	L	901	CIGNA HLTH GRP	215,917	0.02%	99.75%
110	L	4890	SBL HOLDINGS GRP	205,024	0.02%	99.76%
111	L	57142	SONS OF NORWAY	183,865	0.01%	99.78%
112	L	71404	CONTINENTAL GEN INS CO	174,812	0.01%	99.79%
113	L	1	CVS GRP	159,705	0.01%	99.80%
114	L	687	GUARANTEE TRUST GRP	157,725	0.01%	99.82%
115	L	525	PAN AMER LIFE GRP	142,477	0.01%	99.83%
116	L	4712	GPM LIFE GRP	141,677	0.01%	99.84%
117	L	69329	SURETY LIFE & CAS INS CO	129,255	0.01%	99.85%
118	L	2858	HOMESHIELD CAPITAL GRP	103,127	0.01%	99.86%
119	L	330	AMERICAN FIDELITY CORP GRP	101,576	0.01%	99.86%
120	L	169	SENTRY INS GRP	101,446	0.01%	99.87%
121	L	535	COLUMBIAN LIFE GRP	95,792	0.01%	99.88%
122	L	276	TRUSTMARK MUT HOLDING CO GRP	85,499	0.01%	99.88%
123	L	4888	STERLING FINANCIAL INS GRP INC	78,782	0.01%	99.89%
124	L	581	BOSTON MUT GRP	77,167	0.01%	99.90%
125	L	153	PEKIN INS GRP	72,203	0.01%	99.90%
			TOTAL	1,321,310,374	100.00%	100.00%

Life Insurance Industry
Life/Health and Fraternal Insurers
2022 Market Share Report - Total Premium
Life Insurance

Tennessee

Rank	Business Type	Group/ Company Code	Group/Company Name	Direct Written Premium	Market Share	Cumulative Market Share
1	L	860	NORTHWESTERN MUT GRP	332,057,558	8.75%	8.75%
2	L	241	METROPOLITAN GRP	217,796,806	5.74%	14.49%
3	L	435	MASS MUT LIFE INS GRP	193,279,192	5.09%	19.59%
4	L	694	TENNESSEE FARMERS GRP	190,784,550	5.03%	24.62%
5	L	304	PRUDENTIAL OF AMER GRP	178,441,410	4.70%	29.32%
6	L	826	NEW YORK LIFE GRP	164,088,249	4.32%	33.64%
7	L	176	STATE FARM GRP	149,451,910	3.94%	37.58%
8	L	20	LINCOLN NATL GRP	148,805,261	3.92%	41.51%
9	L	869	MINNESOTA MUT GRP	91,661,188	2.42%	43.92%
10	L	565	UNUM GRP	86,785,032	2.29%	46.21%
11	L	261	MUTUAL OF OMAHA GRP	81,373,640	2.14%	48.35%
12	L	290	GLOBE LIFE INC GRP	78,345,410	2.07%	50.42%
13	L	12	AMERICAN INTL GRP	77,777,052	2.05%	52.47%
14	L	468	AEGON US HOLDING GRP	74,510,162	1.96%	54.43%
15	L	904	JOHN HANCOCK GRP	74,135,302	1.95%	56.39%
16	L	140	NATIONWIDE CORP GRP	70,647,599	1.86%	58.25%
17	L	429	GUARDIAN LIFE GRP	69,673,528	1.84%	60.09%
18	L	709	PACIFIC LIFE GRP	69,579,097	1.83%	61.92%
19	L	458	DAI-ICHI LIFE HOLDINGS INC GRP	66,658,941	1.76%	63.68%
20	L	431	SAMMONS ENTERPRISES GRP	59,555,286	1.57%	65.25%
21	L	306	TRUSTAGE GRP	48,283,440	1.27%	66.52%
22	L	4750	PRIMERICA GRP	47,422,226	1.25%	67.77%
23	L	91	HARTFORD FIRE & CAS GRP	47,165,519	1.24%	69.01%
24	L	850	PENN MUT GRP	43,664,814	1.15%	70.16%
25	L	4932	BRIGHTHOUSE HOLDINGS GRP	34,982,256	0.92%	71.08%
26	L	332	PRINCIPAL FIN GRP	34,955,540	0.92%	72.01%
27	L	876	ARKANSAS BCBS GRP	34,422,067	0.91%	72.91%
28	L	619	ONEAMERICA FIN PARTNERS GRP	30,775,293	0.81%	73.72%
29	L	836	WEST SOUTHERN GRP	30,369,992	0.80%	74.53%
30	L	872	BANNER LIFE GRP	29,801,678	0.79%	75.31%
31	L	4965	EQUITABLE HOLDINGS INC GRP	29,478,733	0.78%	76.09%
32	L	704	CONSTELLATION INS HOLDINGS GRP	29,363,159	0.77%	76.86%
33	L	4011	GENWORTH FIN GRP	27,672,166	0.73%	77.59%
34	L	3891	GLOBAL ATLANTIC GRP	27,520,129	0.73%	78.32%
35	L	64505	HOMESTEADERS LIFE CO	27,025,179	0.71%	79.03%
36	L	761	ALLIANZ INS GRP	23,547,731	0.62%	79.65%
37	L	57320	WOODMEN WORLD LIFE INS SOC	23,003,672	0.61%	80.26%
38	L	200	UNITED SERV AUTOMOBILE ASSN GRP	22,918,808	0.60%	80.86%
39	L	634	NATIONAL LIFE GRP	22,865,357	0.60%	81.46%
40	L	212	ZURICH INS GRP	22,226,577	0.59%	82.05%
41	L	233	CNO FINANCIAL GRP	22,186,292	0.58%	82.63%
42	L	4832	VOYA FINANCIAL GRP	21,692,235	0.57%	83.20%
43	L	3098	TOKIO MARINE HOLDINGS INC GRP	21,617,868	0.57%	83.77%
44	L	549	SUN LIFE FINANCIAL INC GRP	20,544,770	0.54%	84.32%
45	L	4855	SUMITOMO LIFE INS GRP	19,955,089	0.53%	84.84%
46	L	65927	LINCOLN HERITAGE LIFE INS CO	19,802,106	0.52%	85.36%
47	L	408	BROOKFIELD ASSET MGMT REINS PARTNERS	18,360,886	0.48%	85.85%
48	L	4	AMERIPRISE FIN GRP	16,724,970	0.44%	86.29%
49	L	4925	KUVARE GRP	16,547,384	0.44%	86.72%
50	L	4853	AAA LIFE GRP	15,059,359	0.40%	87.12%
51	L	4926	TALCOTT HOLDINGS GRP	14,775,635	0.39%	87.51%
52	L	58068	INDEPENDENT ORDER OF FORESTERS US BR	14,413,651	0.38%	87.89%
53	L	57541	MODERN WOODMEN OF AMER	14,295,432	0.38%	88.27%
54	L	56014	THRIVENT FINANCIAL FOR LUTHERANS	13,906,094	0.37%	88.63%
55	L	588	KANSAS CITY LIFE INS GRP	13,845,837	0.36%	89.00%
56	L	1348	MEIJI YASUDA LIFE INS GRP	13,491,613	0.36%	89.35%
57	L	707	UNITEDHEALTH GRP	13,443,846	0.35%	89.71%
58	L	918	JACKSON NATL GRP	13,361,542	0.35%	90.06%
59	L	5014	EVERLAKE HOLDINGS GRP	13,311,655	0.35%	90.41%
60	L	315	INDUSTRIAL ALLIANCE GRP	13,297,394	0.35%	90.76%
61	L	244	CINCINNATI FIN GRP	13,180,332	0.35%	91.11%
62	L	943	AMERITAS MUT HOLDING GRP	13,061,797	0.34%	91.45%
63	L	1211	NATIONAL GUARDIAN LIFE INS GRP	12,305,427	0.32%	91.78%

Life Insurance Industry
Life/Health and Fraternal Insurers
2022 Market Share Report - Total Premium
Life Insurance

Tennessee

Rank	Business Type	Group/ Company Code	Group/Company Name	Direct Written Premium	Market Share	Cumulative Market Share
64	L	123	SHELTER INS GRP	11,221,509	0.30%	92.07%
65	L	535	COLUMBIAN LIFE GRP	10,986,461	0.29%	92.36%
66	L	449	FINANCIAL HOLDINGS GRP	10,526,494	0.28%	92.64%
67	L	213	ERIE INS GRP	10,288,014	0.27%	92.91%
68	L	4718	TIPTREE FIN GRP	9,909,922	0.26%	93.17%
69	L	58033	KNIGHTS OF COLUMBUS	8,946,085	0.24%	93.41%
70	L	3527	AMERICAN ENTERPRISE MUT GRP	8,885,834	0.23%	93.64%
71	L	370	AFLAC GRP	8,865,122	0.23%	93.88%
72	L	670	FIDELITY NATL FIN INC GRP	8,848,873	0.23%	94.11%
73	L	917	HCSC GRP	8,639,541	0.23%	94.34%
74	L	5016	AQUARIAN INS HOLDINGS GRP	8,004,904	0.21%	94.55%
75	L	4992	RESOLUTION LIFE US HOLDINGS GRP	7,730,601	0.20%	94.75%
76	L	367	PHYSICIANS MUT GRP	7,452,345	0.20%	94.95%
77	L	77879	5 STAR LIFE INS CO	6,764,269	0.18%	95.13%
78	L	4213	WILTON RE GRP	6,440,049	0.17%	95.30%
79	L	626	CHUBB LTD GRP	6,411,414	0.17%	95.47%
80	L	300	HORACE MANN GRP	6,377,715	0.17%	95.63%
81	L	1216	TIAA FAMILY GRP	6,087,284	0.16%	95.80%
82	L	330	AMERICAN FIDELITY CORP GRP	5,921,575	0.16%	95.95%
83	L	8	ALLSTATE INS GRP	5,882,227	0.16%	96.11%
84	L	4736	GGC GRP	5,370,415	0.14%	96.25%
85	L	280	AUTO OWNERS GRP	5,331,386	0.14%	96.39%
86	L	4824	ADVANTAGE CAPITAL GRP	5,306,092	0.14%	96.53%
87	L	215	KEMPER CORP GRP	5,265,361	0.14%	96.67%
88	L	276	TRUSTMARK MUT HOLDING CO GRP	5,219,566	0.14%	96.80%
89	L	7	FEDERATED MUT GRP	5,214,179	0.14%	96.94%
90	L	4553	SAVINGS BANK LIFE GRP	4,897,882	0.13%	97.07%
91	L	525	PAN AMER LIFE GRP	4,460,287	0.12%	97.19%
92	L	4941	NATIONAL WESTERN LIFE GRP	4,365,319	0.12%	97.30%
93	L	63290	FIDELITY LIFE ASSN A LEGAL RESERVE L	4,117,718	0.11%	97.41%
94	L	5021	ONEMAIN HOLDINGS INC GRP	4,079,759	0.11%	97.52%
95	L	50	COUNTRY INS & FIN SERV GRP	3,942,116	0.10%	97.62%
96	L	1	CVS GRP	3,783,974	0.10%	97.72%
97	L	57657	ROYAL NEIGHBORS OF AMER	3,560,717	0.09%	97.82%
98	L	4947	PROSPERITY LIFE INS GRP	3,558,341	0.09%	97.91%
99	L	901	CIGNA HLTH GRP	3,321,286	0.09%	98.00%
100	L	181	SWISS RE GRP	3,273,878	0.09%	98.09%
101	L	4734	APOLLO GLOBAL MGMT GRP	3,138,881	0.08%	98.17%
102	L	4903	CALTON HOLDINGS GRP	3,067,114	0.08%	98.25%
103	L	3436	LIBERTY LIFE GRP TRUST GRP	3,024,785	0.08%	98.33%
104	L	4712	GPM LIFE GRP	2,848,531	0.08%	98.40%
105	L	68896	SOUTHERN FARM BUREAU LIFE INS CO	2,688,390	0.07%	98.47%
106	L	4890	SBL HOLDINGS GRP	2,686,587	0.07%	98.55%
107	L	4955	POWELL INS GRP	2,678,816	0.07%	98.62%
108	L	629	PLATEAU GRP	2,576,323	0.07%	98.68%
109	L	581	BOSTON MUT GRP	2,555,120	0.07%	98.75%
110	L	4862	ASSURITY GRP	2,541,210	0.07%	98.82%
111	L	801	DIRECTORS INVESTMENT GRP	2,514,289	0.07%	98.88%
112	L	542	INDIANA FARM BUREAU GRP	2,431,230	0.06%	98.95%
113	L	1117	MANHATTAN LIFE GRP	2,411,809	0.06%	99.01%
114	L	454	SECURITY NATL GRP	2,308,737	0.06%	99.07%
115	L	61212	BALTIMORE LIFE INS CO	1,881,804	0.05%	99.12%
116	L	68772	SECURITY MUT LIFE INS CO OF NY	1,754,340	0.05%	99.17%
117	L	574	AMERCO CORP GRP	1,689,594	0.04%	99.21%
118	L	291	ENCOVA MUT INS GRP	1,418,497	0.04%	99.25%
119	L	60445	SAGICOR LIFE INS CO	1,230,356	0.03%	99.28%
120	L	56227	KSKJ LIFE	1,213,105	0.03%	99.32%
121	L	661	BCBS OF SC GRP	1,208,697	0.03%	99.35%
122	L	473	AMERICAN FAMILY INS GRP	1,196,389	0.03%	99.38%
123	L	65412	LIFE INS CO OF AL	1,144,780	0.03%	99.41%
124	L	4752	GREGG E ZAHN GRP	1,121,426	0.03%	99.44%
125	L	62928	EMC NATL LIFE CO	1,078,549	0.03%	99.47%
			TOTAL	3,793,958,918	100.00%	100.00%

Life Insurance Industry
Life/Health and Fraternal Insurers
2022 Market Share Report - Total Premium
Life Insurance

Texas

Rank	Business Type	Group/ Company Code	Group/Company Name	Direct Written Premium	Market Share	Cumulative Market Share
1	L	826	NEW YORK LIFE GRP	1,046,279,381	6.91%	6.91%
2	L	860	NORTHWESTERN MUT GRP	942,226,459	6.22%	13.12%
3	L	241	METROPOLITAN GRP	809,580,034	5.34%	18.47%
4	L	20	LINCOLN NATL GRP	678,987,362	4.48%	22.95%
5	L	304	PRUDENTIAL OF AMER GRP	651,838,058	4.30%	27.25%
6	L	435	MASS MUT LIFE INS GRP	558,934,250	3.69%	30.94%
7	L	709	PACIFIC LIFE GRP	503,714,818	3.32%	34.26%
8	L	176	STATE FARM GRP	500,712,000	3.30%	37.57%
9	L	869	MINNESOTA MUT GRP	450,059,055	2.97%	40.54%
10	L	468	AEGON US HOLDING GRP	418,434,269	2.76%	43.30%
11	L	140	NATIONWIDE CORP GRP	339,101,395	2.24%	45.54%
12	L	12	AMERICAN INTL GRP	334,128,712	2.21%	47.74%
13	L	458	DAI-ICHI LIFE HOLDINGS INC GRP	313,340,640	2.07%	49.81%
14	L	634	NATIONAL LIFE GRP	293,552,698	1.94%	51.75%
15	L	212	ZURICH INS GRP	284,726,430	1.88%	53.63%
16	L	904	JOHN HANCOCK GRP	282,234,457	1.86%	55.49%
17	L	261	MUTUAL OF OMAHA GRP	265,692,113	1.75%	57.25%
18	L	4750	PRIMERICA GRP	257,921,870	1.70%	58.95%
19	L	306	TRUSTAGE GRP	248,032,037	1.64%	60.59%
20	L	431	SAMMONS ENTERPRISES GRP	246,581,270	1.63%	62.21%
21	L	565	UNUM GRP	246,373,147	1.63%	63.84%
22	L	429	GUARDIAN LIFE GRP	236,287,630	1.56%	65.40%
23	L	290	GLOBE LIFE INC GRP	219,793,131	1.45%	66.85%
24	L	408	BROOKFIELD ASSET MGMT REINS PARTNERS	215,109,370	1.42%	68.27%
25	L	68896	SOUTHERN FARM BUREAU LIFE INS CO	209,714,697	1.38%	69.65%
26	L	850	PENN MUT GRP	196,036,676	1.29%	70.95%
27	L	4965	EQUITABLE HOLDINGS INC GRP	181,236,508	1.20%	72.14%
28	L	917	HCSC GRP	171,979,541	1.14%	73.28%
29	L	332	PRINCIPAL FIN GRP	155,807,138	1.03%	74.31%
30	L	761	ALLIANZ INS GRP	154,113,374	1.02%	75.32%
31	L	200	UNITED SERV AUTOMOBILE ASSN GRP	151,981,449	1.00%	76.33%
32	L	91	HARTFORD FIRE & CAS GRP	141,642,950	0.93%	77.26%
33	L	4932	BRIGHTHOUSE HOLDINGS GRP	132,961,825	0.88%	78.14%
34	L	836	WEST SOUTHERN GRP	130,961,237	0.86%	79.00%
35	L	4832	VOYA FINANCIAL GRP	125,578,009	0.83%	79.83%
36	L	4925	KUVARE GRP	118,944,849	0.79%	80.62%
37	L	4213	WILTON RE GRP	97,536,711	0.64%	81.26%
38	L	215	KEMPER CORP GRP	95,439,330	0.63%	81.89%
39	L	549	SUN LIFE FINANCIAL INC GRP	92,054,324	0.61%	82.50%
40	L	4	AMERIPRISE FIN GRP	90,076,675	0.59%	83.09%
41	L	872	BANNER LIFE GRP	89,940,239	0.59%	83.69%
42	L	5014	EVERLAKE HOLDINGS GRP	85,039,947	0.56%	84.25%
43	L	619	ONEAMERICA FIN PARTNERS GRP	83,787,802	0.55%	84.80%
44	L	58033	KNIGHTS OF COLUMBUS	83,038,454	0.55%	85.35%
45	L	704	CONSTELLATION INS HOLDINGS GRP	80,223,963	0.53%	85.88%
46	L	4011	GENWORTH FIN GRP	77,039,218	0.51%	86.39%
47	L	3891	GLOBAL ATLANTIC GRP	76,974,848	0.51%	86.89%
48	L	901	CIGNA HLTH GRP	74,854,158	0.49%	87.39%
49	L	1348	MEIJI YASUDA LIFE INS GRP	72,901,308	0.48%	87.87%
50	L	943	AMERITAS MUT HOLDING GRP	69,655,326	0.46%	88.33%
51	L	670	FIDELITY NATL FIN INC GRP	69,284,220	0.46%	88.79%
52	L	56014	THRIVENT FINANCIAL FOR LUTHERANS	69,043,710	0.46%	89.24%
53	L	58068	INDEPENDENT ORDER OF FORESTERS US BR	64,786,544	0.43%	89.67%
54	L	4855	SUMITOMO LIFE INS GRP	58,886,405	0.39%	90.06%
55	L	4853	AAA LIFE GRP	58,008,874	0.38%	90.44%
56	L	65927	LINCOLN HERITAGE LIFE INS CO	57,798,871	0.38%	90.82%
57	L	233	CNO FINANCIAL GRP	56,837,737	0.38%	91.20%
58	L	4926	TALCOTT HOLDINGS GRP	54,640,787	0.36%	91.56%
59	L	449	FINANCIAL HOLDINGS GRP	53,231,322	0.35%	91.91%
60	L	315	INDUSTRIAL ALLIANCE GRP	52,333,063	0.35%	92.26%
61	L	707	UNITEDHEALTH GRP	50,887,225	0.34%	92.59%
62	L	4736	GGC GRP	47,913,037	0.32%	92.91%
63	L	4992	RESOLUTION LIFE US HOLDINGS GRP	46,211,131	0.30%	93.21%

Life Insurance Industry
Life/Health and Fraternal Insurers
2022 Market Share Report - Total Premium
Life Insurance

Texas

Rank	Business Type	Group/ Company Code	Group/Company Name	Direct Written Premium	Market Share	Cumulative Market Share
64	L	801	DIRECTORS INVESTMENT GRP	44,327,328	0.29%	93.51%
65	L	918	JACKSON NATL GRP	41,856,136	0.28%	93.78%
66	L	83160	TEXAS SERV LIFE INS CO	40,415,253	0.27%	94.05%
67	L	1211	NATIONAL GUARDIAN LIFE INS GRP	33,299,860	0.22%	94.27%
68	L	370	AFLAC GRP	33,070,320	0.22%	94.49%
69	L	769	GREAT WEST GRP	31,186,555	0.21%	94.69%
70	L	64505	HOMESTEADERS LIFE CO	28,423,166	0.19%	94.88%
71	L	57541	MODERN WOODMEN OF AMER	27,859,817	0.18%	95.06%
72	L	454	SECURITY NATL GRP	27,019,232	0.18%	95.24%
73	L	57320	WOODMEN WORLD LIFE INS SOC	26,145,947	0.17%	95.41%
74	L	2458	NATIONAL FARM LIFE INS GRP	25,700,393	0.17%	95.58%
75	L	3098	TOKIO MARINE HOLDINGS INC GRP	21,855,132	0.14%	95.73%
76	L	525	PAN AMER LIFE GRP	19,381,506	0.13%	95.86%
77	L	63290	FIDELITY LIFE ASSN A LEGAL RESERVE L	18,711,538	0.12%	95.98%
78	L	330	AMERICAN FIDELITY CORP GRP	18,067,043	0.12%	96.10%
79	L	63819	UNITY FINANCIAL LIFE INS CO	17,264,875	0.11%	96.21%
80	L	535	COLUMBIAN LIFE GRP	17,260,308	0.11%	96.33%
81	L	77879	5 STAR LIFE INS CO	16,983,085	0.11%	96.44%
82	L	4553	SAVINGS BANK LIFE GRP	16,751,102	0.11%	96.55%
83	L	626	CHUBB LTD GRP	16,562,445	0.11%	96.66%
84	L	8	ALLSTATE INS GRP	16,426,356	0.11%	96.77%
85	L	7	FEDERATED MUT GRP	16,203,716	0.11%	96.87%
86	L	588	KANSAS CITY LIFE INS GRP	15,997,720	0.11%	96.98%
87	L	367	PHYSICIANS MUT GRP	15,929,168	0.11%	97.08%
88	L	57347	CATHOLIC LIFE INS	15,298,096	0.10%	97.19%
89	L	1216	TIAA FAMILY GRP	14,894,876	0.10%	97.28%
90	L	244	CINCINNATI FIN GRP	14,592,548	0.10%	97.38%
91	L	4955	POWELL INS GRP	14,062,602	0.09%	97.47%
92	L	181	SWISS RE GRP	13,910,527	0.09%	97.57%
93	L	690	CENTRAL STATES GRP	13,686,012	0.09%	97.66%
94	L	57657	ROYAL NEIGHBORS OF AMER	13,429,455	0.09%	97.74%
95	L	276	TRUSTMARK MUT HOLDING CO GRP	13,383,264	0.09%	97.83%
96	L	5021	ONEMAIN HOLDINGS INC GRP	12,215,521	0.08%	97.91%
97	L	82252	TRUSPIRE RETIREMENT INS CO	11,306,404	0.07%	97.99%
98	L	28	AMICA MUT GRP	10,574,097	0.07%	98.06%
99	L	1323	HAWTHORN GRP	10,386,309	0.07%	98.13%
100	L	300	HORACE MANN GRP	9,944,492	0.07%	98.19%
101	L	4941	NATIONAL WESTERN LIFE GRP	9,916,765	0.07%	98.26%
102	L	4862	ASSURITY GRP	9,909,461	0.07%	98.32%
103	L	4712	GPM LIFE GRP	9,794,952	0.06%	98.39%
104	L	171	GERMANIA INS GRP	9,696,323	0.06%	98.45%
105	L	4947	PROSPERITY LIFE INS GRP	8,801,673	0.06%	98.51%
106	L	4734	APOLLO GLOBAL MGMT GRP	8,646,293	0.06%	98.57%
107	L	671	ELEVANCE HLTH INC GRP	8,596,545	0.06%	98.62%
108	L	542	INDIANA FARM BUREAU GRP	8,037,812	0.05%	98.68%
109	L	4903	CALTON HOLDINGS GRP	7,379,243	0.05%	98.72%
110	L	4752	GREGG E ZAHN GRP	7,306,470	0.05%	98.77%
111	L	3436	LIBERTY LIFE GRP TRUST GRP	7,155,921	0.05%	98.82%
112	L	57436	SPIST	7,147,282	0.05%	98.87%
113	L	1117	MANHATTAN LIFE GRP	6,869,353	0.05%	98.91%
114	L	64580	ILLINOIS MUT LIFE INS CO	6,854,394	0.05%	98.96%
115	L	1	CVS GRP	6,163,523	0.04%	99.00%
116	L	68772	SECURITY MUT LIFE INS CO OF NY	6,067,523	0.04%	99.04%
117	L	3527	AMERICAN ENTERPRISE MUT GRP	5,599,246	0.04%	99.08%
118	L	60542	AMERICAN HOME LIFE INS CO	5,583,182	0.04%	99.11%
119	L	57444	HERMANN SONS LIFE	5,339,259	0.04%	99.15%
120	L	5039	SWBC GRP	4,968,423	0.03%	99.18%
121	L	451	FIDELITY SECURITY GRP	4,751,351	0.03%	99.21%
122	L	82244	INTERNATIONAL AMER LIFE INS CO	4,738,806	0.03%	99.24%
123	L	4718	TIPTREE FIN GRP	4,632,776	0.03%	99.27%
124	L	781	UNION LABOR GRP	4,544,235	0.03%	99.30%
125	L	60445	SAGICOR LIFE INS CO	4,075,141	0.03%	99.33%
			TOTAL	15,151,400,074	100.00%	100.00%

Life Insurance Industry
Life/Health and Fraternal Insurers
2022 Market Share Report - Total Premium
Life Insurance

Utah

Rank	Business Type	Group/ Company Code	Group/Company Name	Direct Written Premium	Market Share	Cumulative Market Share
1	L	860	NORTHWESTERN MUT GRP	125,876,778	6.71%	6.71%
2	L	709	PACIFIC LIFE GRP	101,349,918	5.41%	12.12%
3	L	435	MASS MUT LIFE INS GRP	100,908,654	5.38%	17.50%
4	L	20	LINCOLN NATL GRP	87,891,852	4.69%	22.19%
5	L	826	NEW YORK LIFE GRP	87,167,593	4.65%	26.84%
6	L	431	SAMMONS ENTERPRISES GRP	86,529,945	4.62%	31.46%
7	L	869	MINNESOTA MUT GRP	86,419,528	4.61%	36.07%
8	L	850	PENN MUT GRP	82,408,817	4.40%	40.46%
9	L	304	PRUDENTIAL OF AMER GRP	69,710,291	3.72%	44.18%
10	L	241	METROPOLITAN GRP	69,136,604	3.69%	47.87%
11	L	468	AEGON US HOLDING GRP	49,173,113	2.62%	50.49%
12	L	761	ALLIANZ INS GRP	48,341,815	2.58%	53.07%
13	L	904	JOHN HANCOCK GRP	45,018,125	2.40%	55.47%
14	L	176	STATE FARM GRP	39,695,994	2.12%	57.59%
15	L	91	HARTFORD FIRE & CAS GRP	38,988,268	2.08%	59.67%
16	L	458	DAI-ICHI LIFE HOLDINGS INC GRP	32,629,993	1.74%	61.41%
17	L	140	NATIONWIDE CORP GRP	31,346,546	1.67%	63.08%
18	L	4965	EQUITABLE HOLDINGS INC GRP	27,333,294	1.46%	64.54%
19	L	12	AMERICAN INTL GRP	26,706,806	1.42%	65.97%
20	L	4750	PRIMERICA GRP	24,848,468	1.33%	67.29%
21	L	634	NATIONAL LIFE GRP	23,919,377	1.28%	68.57%
22	L	3527	AMERICAN ENTERPRISE MUT GRP	23,557,073	1.26%	69.82%
23	L	332	PRINCIPAL FIN GRP	22,183,792	1.18%	71.01%
24	L	261	MUTUAL OF OMAHA GRP	22,103,035	1.18%	72.19%
25	L	429	GUARDIAN LIFE GRP	21,960,253	1.17%	73.36%
26	L	212	ZURICH INS GRP	21,411,337	1.14%	74.50%
27	L	513	IOWA FARM BUREAU GRP	21,099,528	1.13%	75.63%
28	L	619	ONEAMERICA FIN PARTNERS GRP	20,427,841	1.09%	76.72%
29	L	565	UNUM GRP	20,179,499	1.08%	77.79%
30	L	4925	KUVARE GRP	18,630,251	0.99%	78.79%
31	L	3891	GLOBAL ATLANTIC GRP	18,536,560	0.99%	79.78%
32	L	4736	GGC GRP	17,454,831	0.93%	80.71%
33	L	836	WEST SOUTHERN GRP	16,849,275	0.90%	81.60%
34	L	872	BANNER LIFE GRP	16,346,242	0.87%	82.48%
35	L	408	BROOKFIELD ASSET MGMT REINS PARTNERS	15,660,773	0.84%	83.31%
36	L	615	BENEFICIAL LIFE GRP	15,325,586	0.82%	84.13%
37	L	4932	BRIGHTHOUSE HOLDINGS GRP	15,019,055	0.80%	84.93%
38	L	290	GLOBE LIFE INC GRP	14,986,899	0.80%	85.73%
39	L	704	CONSTELLATION INS HOLDINGS GRP	14,813,229	0.79%	86.52%
40	L	943	AMERITAS MUT HOLDING GRP	14,656,534	0.78%	87.30%
41	L	306	TRUSTAGE GRP	14,049,775	0.75%	88.05%
42	L	4832	VOYA FINANCIAL GRP	12,154,568	0.65%	88.70%
43	L	4011	GENWORTH FIN GRP	12,117,401	0.65%	89.35%
44	L	549	SUN LIFE FINANCIAL INC GRP	10,848,524	0.58%	89.93%
45	L	876	ARKANSAS BCBS GRP	9,794,010	0.52%	90.45%
46	L	670	FIDELITY NATL FIN INC GRP	9,130,414	0.49%	90.93%
47	L	4855	SUMITOMO LIFE INS GRP	9,030,142	0.48%	91.42%
48	L	1211	NATIONAL GUARDIAN LIFE INS GRP	8,976,829	0.48%	91.90%
49	L	200	UNITED SERV AUTOMOBILE ASSN GRP	8,828,156	0.47%	92.37%
50	L	64505	HOMESTEADERS LIFE CO	7,983,258	0.43%	92.79%
51	L	5014	EVERLAKE HOLDINGS GRP	7,927,058	0.42%	93.22%
52	L	1348	MEIJI YASUDA LIFE INS GRP	7,783,160	0.42%	93.63%
53	L	4	AMERIPRISE FIN GRP	7,554,370	0.40%	94.03%
54	L	58068	INDEPENDENT ORDER OF FORESTERS US BR	6,321,871	0.34%	94.37%
55	L	473	AMERICAN FAMILY INS GRP	5,886,513	0.31%	94.68%
56	L	588	KANSAS CITY LIFE INS GRP	5,141,200	0.27%	94.96%
57	L	707	UNITEDHEALTH GRP	4,656,225	0.25%	95.21%
58	L	4853	AAA LIFE GRP	4,602,230	0.25%	95.45%
59	L	449	FINANCIAL HOLDINGS GRP	4,594,398	0.25%	95.70%
60	L	3098	TOKIO MARINE HOLDINGS INC GRP	4,062,858	0.22%	95.91%
61	L	4926	TALCOTT HOLDINGS GRP	3,563,175	0.19%	96.10%
62	L	918	JACKSON NATL GRP	3,504,656	0.19%	96.29%
63	L	280	AUTO OWNERS GRP	3,502,718	0.19%	96.48%

Life Insurance Industry
Life/Health and Fraternal Insurers
2022 Market Share Report - Total Premium
Life Insurance

Utah

Rank	Business Type	Group/ Company Code	Group/Company Name	Direct Written Premium	Market Share	Cumulative Market Share
64	L	454	SECURITY NATL GRP	3,341,856	0.18%	96.66%
65	L	4992	RESOLUTION LIFE US HOLDINGS GRP	3,224,829	0.17%	96.83%
66	L	77879	5 STAR LIFE INS CO	3,211,386	0.17%	97.00%
67	L	233	CNO FINANCIAL GRP	2,926,749	0.16%	97.16%
68	L	1216	TIAA FAMILY GRP	2,689,258	0.14%	97.30%
69	L	315	INDUSTRIAL ALLIANCE GRP	2,648,209	0.14%	97.44%
70	L	525	PAN AMER LIFE GRP	2,452,636	0.13%	97.57%
71	L	4553	SAVINGS BANK LIFE GRP	2,418,167	0.13%	97.70%
72	L	56014	THRIVENT FINANCIAL FOR LUTHERANS	2,291,750	0.12%	97.82%
73	L	7	FEDERATED MUT GRP	2,200,722	0.12%	97.94%
74	L	244	CINCINNATI FIN GRP	2,111,953	0.11%	98.05%
75	L	57541	MODERN WOODMEN OF AMER	1,872,780	0.10%	98.15%
76	L	769	GREAT WEST GRP	1,844,930	0.10%	98.25%
77	L	65927	LINCOLN HERITAGE LIFE INS CO	1,696,008	0.09%	98.34%
78	L	58033	KNIGHTS OF COLUMBUS	1,560,185	0.08%	98.42%
79	L	4213	WILTON RE GRP	1,488,205	0.08%	98.50%
80	L	300	HORACE MANN GRP	1,408,119	0.08%	98.58%
81	L	57657	ROYAL NEIGHBORS OF AMER	1,399,043	0.07%	98.65%
82	L	63290	FIDELITY LIFE ASSN A LEGAL RESERVE L	1,303,078	0.07%	98.72%
83	L	4824	ADVANTAGE CAPITAL GRP	1,101,148	0.06%	98.78%
84	L	68772	SECURITY MUT LIFE INS CO OF NY	1,088,813	0.06%	98.84%
85	L	4941	NATIONAL WESTERN LIFE GRP	1,019,656	0.05%	98.89%
86	L	535	COLUMBIAN LIFE GRP	960,867	0.05%	98.95%
87	L	367	PHYSICIANS MUT GRP	953,666	0.05%	99.00%
88	L	4734	APOLLO GLOBAL MGMT GRP	937,335	0.05%	99.05%
89	L	8	ALLSTATE INS GRP	878,104	0.05%	99.09%
90	L	4903	CALTON HOLDINGS GRP	792,941	0.04%	99.14%
91	L	181	SWISS RE GRP	790,042	0.04%	99.18%
92	L	574	AMERCO CORP GRP	788,927	0.04%	99.22%
93	L	84174	ELCO MUT LIFE & ANN	787,793	0.04%	99.26%
94	L	4862	ASSURITY GRP	742,054	0.04%	99.30%
95	L	901	CIGNA HLTH GRP	724,610	0.04%	99.34%
96	L	626	CHUBB LTD GRP	622,249	0.03%	99.37%
97	L	370	AFLAC GRP	619,269	0.03%	99.41%
98	L	4712	GPM LIFE GRP	613,833	0.03%	99.44%
99	L	451	FIDELITY SECURITY GRP	566,166	0.03%	99.47%
100	L	5038	MIDWEST HOLDINGS INC GRP	537,016	0.03%	99.50%
101	L	330	AMERICAN FIDELITY CORP GRP	493,544	0.03%	99.52%
102	L	1117	MANHATTAN LIFE GRP	490,642	0.03%	99.55%
103	L	4947	PROSPERITY LIFE INS GRP	476,741	0.03%	99.58%
104	L	2878	UNITED HERITAGE MUT GRP	448,559	0.02%	99.60%
105	L	69310	SURETY LIFE INS CO	420,777	0.02%	99.62%
106	L	87920	LOCOMOTIVE ENGINEERS & CONDUCTORS MU	402,396	0.02%	99.64%
107	L	276	TRUSTMARK MUT HOLDING CO GRP	375,076	0.02%	99.66%
108	L	542	INDIANA FARM BUREAU GRP	375,073	0.02%	99.68%
109	L	50	COUNTRY INS & FIN SERV GRP	362,958	0.02%	99.70%
110	L	661	BCBS OF SC GRP	329,461	0.02%	99.72%
111	L	4794	GROUP 1001 INS HOLDINGS GRP	316,029	0.02%	99.74%
112	L	60445	SAGICOR LIFE INS CO	299,298	0.02%	99.75%
113	L	28	AMICA MUT GRP	274,140	0.01%	99.77%
114	L	3436	LIBERTY LIFE GRP TRUST GRP	259,592	0.01%	99.78%
115	L	4955	POWELL INS GRP	234,569	0.01%	99.79%
116	L	1	CVS GRP	221,413	0.01%	99.81%
117	L	4888	STERLING FINANCIAL INS GRP INC	212,384	0.01%	99.82%
118	L	5021	ONEMAIN HOLDINGS INC GRP	200,960	0.01%	99.83%
119	L	781	UNION LABOR GRP	198,439	0.01%	99.84%
120	L	4890	SBL HOLDINGS GRP	196,211	0.01%	99.85%
121	L	62928	EMC NATL LIFE CO	193,599	0.01%	99.86%
122	L	581	BOSTON MUT GRP	188,584	0.01%	99.87%
123	L	169	SENTRY INS GRP	181,870	0.01%	99.88%
124	L	61212	BALTIMORE LIFE INS CO	157,096	0.01%	99.89%
125	L	587	ATLANTIC AMER GRP	125,170	0.01%	99.89%
			TOTAL	1,874,635,930	100.00%	100.00%

Life Insurance Industry
Life/Health and Fraternal Insurers
2022 Market Share Report - Total Premium
Life Insurance

Vermont

Rank	Business Type	Group/ Company Code	Group/Company Name	Direct Written Premium	Market Share	Cumulative Market Share
1	L	435	MASS MUT LIFE INS GRP	26,593,219	9.31%	9.31%
2	L	826	NEW YORK LIFE GRP	20,938,212	7.33%	16.64%
3	L	634	NATIONAL LIFE GRP	17,387,462	6.09%	22.73%
4	L	241	METROPOLITAN GRP	16,884,824	5.91%	28.64%
5	L	431	SAMMONS ENTERPRISES GRP	15,786,135	5.53%	34.17%
6	L	304	PRUDENTIAL OF AMER GRP	15,187,825	5.32%	39.48%
7	L	860	NORTHWESTERN MUT GRP	14,815,613	5.19%	44.67%
8	L	20	LINCOLN NATL GRP	10,873,656	3.81%	48.48%
9	L	850	PENN MUT GRP	8,817,090	3.09%	51.57%
10	L	904	JOHN HANCOCK GRP	8,383,920	2.94%	54.50%
11	L	565	UNUM GRP	6,233,517	2.18%	56.68%
12	L	458	DAI-ICHI LIFE HOLDINGS INC GRP	5,797,505	2.03%	58.71%
13	L	4932	BRIGHTHOUSE HOLDINGS GRP	5,410,819	1.89%	60.61%
14	L	869	MINNESOTA MUT GRP	5,334,349	1.87%	62.48%
15	L	429	GUARDIAN LIFE GRP	4,579,595	1.60%	64.08%
16	L	261	MUTUAL OF OMAHA GRP	4,560,041	1.60%	65.68%
17	L	12	AMERICAN INTL GRP	4,513,225	1.58%	67.26%
18	L	176	STATE FARM GRP	4,405,903	1.54%	68.80%
19	L	91	HARTFORD FIRE & CAS GRP	4,307,931	1.51%	70.31%
20	L	290	GLOBE LIFE INC GRP	3,611,751	1.26%	71.57%
21	L	140	NATIONWIDE CORP GRP	3,535,043	1.24%	72.81%
22	L	4011	GENWORTH FIN GRP	3,493,402	1.22%	74.03%
23	L	306	TRUSTAGE GRP	3,062,453	1.07%	75.10%
24	L	836	WEST SOUTHERN GRP	2,973,070	1.04%	76.14%
25	L	4	AMERIPRISE FIN GRP	2,947,694	1.03%	77.18%
26	L	709	PACIFIC LIFE GRP	2,925,496	1.02%	78.20%
27	L	408	BROOKFIELD ASSET MGMT REINS PARTNERS	2,909,971	1.02%	79.22%
28	L	3098	TOKIO MARINE HOLDINGS INC GRP	2,833,249	0.99%	80.21%
29	L	761	ALLIANZ INS GRP	2,786,365	0.98%	81.19%
30	L	872	BANNER LIFE GRP	2,771,062	0.97%	82.16%
31	L	1348	MEIJI YASUDA LIFE INS GRP	2,751,425	0.96%	83.12%
32	L	769	GREAT WEST GRP	2,721,269	0.95%	84.07%
33	L	468	AEGON US HOLDING GRP	2,688,915	0.94%	85.01%
34	L	233	CNO FINANCIAL GRP	2,474,979	0.87%	85.88%
35	L	332	PRINCIPAL FIN GRP	2,314,776	0.81%	86.69%
36	L	1216	TIAA FAMILY GRP	2,221,397	0.78%	87.47%
37	L	200	UNITED SERV AUTOMOBILE ASSN GRP	2,120,074	0.74%	88.21%
38	L	4832	VOYA FINANCIAL GRP	2,033,881	0.71%	88.92%
39	L	4965	EQUITABLE HOLDINGS INC GRP	1,955,354	0.68%	89.61%
40	L	57541	MODERN WOODMEN OF AMER	1,854,590	0.65%	90.26%
41	L	58033	KNIGHTS OF COLUMBUS	1,687,577	0.59%	90.85%
42	L	549	SUN LIFE FINANCIAL INC GRP	1,636,353	0.57%	91.42%
43	L	4750	PRIMERICA GRP	1,501,083	0.53%	91.95%
44	L	4926	TALCOTT HOLDINGS GRP	1,371,949	0.48%	92.43%
45	L	901	CIGNA HLTH GRP	1,267,806	0.44%	92.87%
46	L	300	HORACE MANN GRP	1,147,377	0.40%	93.27%
47	L	4925	KUVARE GRP	1,105,912	0.39%	93.66%
48	L	525	PAN AMER LIFE GRP	1,041,124	0.36%	94.02%
49	L	4853	AAA LIFE GRP	1,012,074	0.35%	94.38%
50	L	4553	SAVINGS BANK LIFE GRP	970,427	0.34%	94.72%
51	L	5014	EVERLAKE HOLDINGS GRP	913,191	0.32%	95.04%
52	L	704	CONSTELLATION INS HOLDINGS GRP	847,254	0.30%	95.33%
53	L	619	ONEAMERICA FIN PARTNERS GRP	697,483	0.24%	95.58%
54	L	370	AFLAC GRP	680,820	0.24%	95.82%
55	L	626	CHUBB LTD GRP	588,388	0.21%	96.02%
56	L	4855	SUMITOMO LIFE INS GRP	581,630	0.20%	96.23%
57	L	943	AMERITAS MUT HOLDING GRP	566,929	0.20%	96.43%
58	L	68772	SECURITY MUT LIFE INS CO OF NY	490,799	0.17%	96.60%
59	L	4736	GGC GRP	489,824	0.17%	96.77%
60	L	56014	THRIVENT FINANCIAL FOR LUTHERANS	485,083	0.17%	96.94%
61	L	244	CINCINNATI FIN GRP	453,646	0.16%	97.10%
62	L	3891	GLOBAL ATLANTIC GRP	450,233	0.16%	97.26%
63	L	28	AMICA MUT GRP	446,424	0.16%	97.41%

Life Insurance Industry
Life/Health and Fraternal Insurers
2022 Market Share Report - Total Premium
Life Insurance

Vermont

Rank	Business Type	Group/ Company Code	Group/Company Name	Direct Written Premium	Market Share	Cumulative Market Share
64	L	918	JACKSON NATL GRP	427,784	0.15%	97.56%
65	L	64505	HOMESTEADERS LIFE CO	411,662	0.14%	97.71%
66	L	4213	WILTON RE GRP	394,939	0.14%	97.84%
67	L	581	BOSTON MUT GRP	346,262	0.12%	97.96%
68	L	477	RENAISSANCE HLTH SERV CORP GRP	306,832	0.11%	98.07%
69	L	57320	WOODMEN WORLD LIFE INS SOC	279,103	0.10%	98.17%
70	L	367	PHYSICIANS MUT GRP	261,305	0.09%	98.26%
71	L	212	ZURICH INS GRP	252,828	0.09%	98.35%
72	L	58068	INDEPENDENT ORDER OF FORESTERS US BR	233,659	0.08%	98.43%
73	L	65927	LINCOLN HERITAGE LIFE INS CO	217,945	0.08%	98.51%
74	L	344	CHURCH PENSION FUND GRP	203,426	0.07%	98.58%
75	L	7	FEDERATED MUT GRP	200,363	0.07%	98.65%
76	L	670	FIDELITY NATL FIN INC GRP	196,630	0.07%	98.72%
77	L	181	SWISS RE GRP	196,429	0.07%	98.79%
78	L	4862	ASSURITY GRP	192,662	0.07%	98.85%
79	L	8	ALLSTATE INS GRP	188,073	0.07%	98.92%
80	L	63290	FIDELITY LIFE ASSN A LEGAL RESERVE L	179,253	0.06%	98.98%
81	L	61212	BALTIMORE LIFE INS CO	178,173	0.06%	99.05%
82	L	917	HCSC GRP	166,048	0.06%	99.10%
83	L	4992	RESOLUTION LIFE US HOLDINGS GRP	157,919	0.06%	99.16%
84	L	535	COLUMBIAN LIFE GRP	151,441	0.05%	99.21%
85	L	315	INDUSTRIAL ALLIANCE GRP	129,905	0.05%	99.26%
86	L	4903	CALTON HOLDINGS GRP	129,700	0.05%	99.30%
87	L	451	FIDELITY SECURITY GRP	119,806	0.04%	99.34%
88	L	4941	NATIONAL WESTERN LIFE GRP	109,694	0.04%	99.38%
89	L	57657	ROYAL NEIGHBORS OF AMER	90,800	0.03%	99.42%
90	L	4890	SBL HOLDINGS GRP	90,530	0.03%	99.45%
91	L	4734	APOLLO GLOBAL MGMT GRP	89,153	0.03%	99.48%
92	L	781	UNION LABOR GRP	80,248	0.03%	99.51%
93	L	661	BCBS OF SC GRP	74,197	0.03%	99.53%
94	L	687	GUARANTEE TRUST GRP	71,430	0.03%	99.56%
95	L	56030	CATHOLIC FINANCIAL LIFE	67,662	0.02%	99.58%
96	L	11121	UNIFIED LIFE INS CO	64,262	0.02%	99.60%
97	L	707	UNITEDHEALTH GRP	62,304	0.02%	99.63%
98	L	449	FINANCIAL HOLDINGS GRP	62,065	0.02%	99.65%
99	L	4712	GPM LIFE GRP	59,606	0.02%	99.67%
100	L	1211	NATIONAL GUARDIAN LIFE INS GRP	58,889	0.02%	99.69%
101	L	330	AMERICAN FIDELITY CORP GRP	57,164	0.02%	99.71%
102	L	1	CVS GRP	55,359	0.02%	99.73%
103	L	4947	PROSPERITY LIFE INS GRP	52,341	0.02%	99.75%
104	L	57487	CATHOLIC ORDER OF FORESTERS	51,494	0.02%	99.76%
105	L	77879	5 STAR LIFE INS CO	43,603	0.02%	99.78%
106	L	64580	ILLINOIS MUT LIFE INS CO	39,967	0.01%	99.79%
107	L	1295	CENTENE CORP GRP	39,627	0.01%	99.81%
108	L	350	GENERAL ELECTRIC GRP	38,915	0.01%	99.82%
109	L	276	TRUSTMARK MUT HOLDING CO GRP	35,104	0.01%	99.83%
110	L	473	AMERICAN FAMILY INS GRP	33,494	0.01%	99.84%
111	L	1309	FRANKENMUTH GRP	31,703	0.01%	99.86%
112	L	280	AUTO OWNERS GRP	31,548	0.01%	99.87%
113	L	588	KANSAS CITY LIFE INS GRP	30,607	0.01%	99.88%
114	L	50	COUNTRY INS & FIN SERV GRP	30,008	0.01%	99.89%
115	L	213	ERIE INS GRP	27,246	0.01%	99.90%
116	L	981	FIDELITY INVESTMENT INS & ANN GRP	25,145	0.01%	99.91%
117	L	542	INDIANA FARM BUREAU GRP	22,588	0.01%	99.91%
118	L	93777	REVOL ONE INS CO	17,795	0.01%	99.92%
119	L	3527	AMERICAN ENTERPRISE MUT GRP	16,871	0.01%	99.93%
120	L	5021	ONEMAIN HOLDINGS INC GRP	16,779	0.01%	99.93%
121	L	801	DIRECTORS INVESTMENT GRP	15,442	0.01%	99.94%
122	L	513	IOWA FARM BUREAU GRP	15,266	0.01%	99.94%
123	L	169	SENTRY INS GRP	15,260	0.01%	99.95%
124	L	67180	OHIO STATE LIFE INS CO	13,909	- %	99.95%
125	L	62928	EMC NATL LIFE CO	13,392	- %	99.96%
			TOTAL	285,623,599	100.00%	100.00%

Life Insurance Industry
Life/Health and Fraternal Insurers
2022 Market Share Report - Total Premium
Life Insurance

Virginia

Rank	Business Type	Group/ Company Code	Group/Company Name	Direct Written Premium	Market Share	Cumulative Market Share
1	L	869	MINNESOTA MUT GRP	399,303,473	8.27%	8.27%
2	L	826	NEW YORK LIFE GRP	355,110,102	7.36%	15.63%
3	L	860	NORTHWESTERN MUT GRP	339,404,353	7.03%	22.66%
4	L	241	METROPOLITAN GRP	231,340,786	4.79%	27.45%
5	L	435	MASS MUT LIFE INS GRP	230,361,670	4.77%	32.22%
6	L	304	PRUDENTIAL OF AMER GRP	215,203,818	4.46%	36.68%
7	L	20	LINCOLN NATL GRP	211,412,610	4.38%	41.05%
8	L	176	STATE FARM GRP	143,842,960	2.98%	44.03%
9	L	468	AEGON US HOLDING GRP	140,768,912	2.92%	46.95%
10	L	140	NATIONWIDE CORP GRP	108,302,073	2.24%	49.19%
11	L	904	JOHN HANCOCK GRP	106,307,560	2.20%	51.39%
12	L	12	AMERICAN INTL GRP	95,466,865	1.98%	53.37%
13	L	261	MUTUAL OF OMAHA GRP	95,325,401	1.97%	55.35%
14	L	429	GUARDIAN LIFE GRP	89,427,757	1.85%	57.20%
15	L	200	UNITED SERV AUTOMOBILE ASSN GRP	87,118,090	1.80%	59.00%
16	L	91	HARTFORD FIRE & CAS GRP	82,733,443	1.71%	60.72%
17	L	290	GLOBE LIFE INC GRP	76,298,883	1.58%	62.30%
18	L	458	DAI-ICHI LIFE HOLDINGS INC GRP	75,579,861	1.57%	63.86%
19	L	709	PACIFIC LIFE GRP	73,525,551	1.52%	65.38%
20	L	431	SAMMONS ENTERPRISES GRP	72,473,776	1.50%	66.89%
21	L	634	NATIONAL LIFE GRP	68,312,129	1.41%	68.30%
22	L	4750	PRIMERICA GRP	58,383,446	1.21%	69.51%
23	L	4965	EQUITABLE HOLDINGS INC GRP	57,611,420	1.19%	70.70%
24	L	212	ZURICH INS GRP	56,824,821	1.18%	71.88%
25	L	565	UNUM GRP	54,017,177	1.12%	73.00%
26	L	4011	GENWORTH FIN GRP	52,530,857	1.09%	74.09%
27	L	332	PRINCIPAL FIN GRP	50,990,761	1.06%	75.14%
28	L	306	TRUSTAGE GRP	50,319,411	1.04%	76.18%
29	L	68896	SOUTHERN FARM BUREAU LIFE INS CO	46,244,383	0.96%	77.14%
30	L	836	WEST SOUTHERN GRP	45,313,267	0.94%	78.08%
31	L	4932	BRIGHTHOUSE HOLDINGS GRP	45,080,948	0.93%	79.01%
32	L	850	PENN MUT GRP	44,991,630	0.93%	79.95%
33	L	4832	VOYA FINANCIAL GRP	38,504,167	0.80%	80.74%
34	L	872	BANNER LIFE GRP	36,270,373	0.75%	81.50%
35	L	4	AMERIPRISE FIN GRP	32,405,603	0.67%	82.17%
36	L	1348	MEIJI YASUDA LIFE INS GRP	31,864,603	0.66%	82.83%
37	L	761	ALLIANZ INS GRP	30,353,442	0.63%	83.46%
38	L	233	CNO FINANCIAL GRP	29,166,047	0.60%	84.06%
39	L	4925	KUVARE GRP	28,758,657	0.60%	84.66%
40	L	619	ONEAMERICA FIN PARTNERS GRP	28,748,605	0.60%	85.25%
41	L	58033	KNIGHTS OF COLUMBUS	28,543,889	0.59%	85.84%
42	L	213	ERIE INS GRP	22,772,048	0.47%	86.31%
43	L	64505	HOMESTEADERS LIFE CO	22,089,064	0.46%	86.77%
44	L	943	AMERITAS MUT HOLDING GRP	22,015,788	0.46%	87.23%
45	L	5014	EVERLAKE HOLDINGS GRP	22,004,483	0.46%	87.68%
46	L	65927	LINCOLN HERITAGE LIFE INS CO	21,811,472	0.45%	88.13%
47	L	671	ELEVANCE HLTH INC GRP	20,449,289	0.42%	88.56%
48	L	704	CONSTELLATION INS HOLDINGS GRP	19,703,345	0.41%	88.97%
49	L	4853	AAA LIFE GRP	19,701,275	0.41%	89.37%
50	L	4824	ADVANTAGE CAPITAL GRP	19,626,295	0.41%	89.78%
51	L	4926	TALCOTT HOLDINGS GRP	19,533,961	0.40%	90.19%
52	L	549	SUN LIFE FINANCIAL INC GRP	19,335,859	0.40%	90.59%
53	L	58068	INDEPENDENT ORDER OF FORESTERS US BR	18,494,266	0.38%	90.97%
54	L	3891	GLOBAL ATLANTIC GRP	17,443,821	0.36%	91.33%
55	L	56014	THRIVENT FINANCIAL FOR LUTHERANS	17,125,502	0.35%	91.68%
56	L	769	GREAT WEST GRP	15,562,098	0.32%	92.01%
57	L	4855	SUMITOMO LIFE INS GRP	14,891,218	0.31%	92.32%
58	L	918	JACKSON NATL GRP	14,410,741	0.30%	92.61%
59	L	4890	SBL HOLDINGS GRP	14,407,812	0.30%	92.91%
60	L	57320	WOODMEN WORLD LIFE INS SOC	13,105,502	0.27%	93.18%
61	L	1216	TIAA FAMILY GRP	13,014,774	0.27%	93.45%
62	L	449	FINANCIAL HOLDINGS GRP	13,009,160	0.27%	93.72%
63	L	1211	NATIONAL GUARDIAN LIFE INS GRP	12,901,140	0.27%	93.99%

Life Insurance Industry
Life/Health and Fraternal Insurers
2022 Market Share Report - Total Premium
Life Insurance

Virginia

Rank	Business Type	Group/ Company Code	Group/Company Name	Direct Written Premium	Market Share	Cumulative Market Share
64	L	315	INDUSTRIAL ALLIANCE GRP	12,739,616	0.26%	94.25%
65	L	707	UNITEDHEALTH GRP	12,006,419	0.25%	94.50%
66	L	3098	TOKIO MARINE HOLDINGS INC GRP	11,859,123	0.25%	94.75%
67	L	408	BROOKFIELD ASSET MGMT REINS PARTNERS	11,786,538	0.24%	94.99%
68	L	4992	RESOLUTION LIFE US HOLDINGS GRP	11,418,376	0.24%	95.23%
69	L	670	FIDELITY NATL FIN INC GRP	11,408,111	0.24%	95.46%
70	L	215	KEMPER CORP GRP	9,938,638	0.21%	95.67%
71	L	77879	5 STAR LIFE INS CO	9,718,323	0.20%	95.87%
72	L	4736	GGC GRP	8,450,531	0.18%	96.05%
73	L	370	AFLAC GRP	8,410,387	0.17%	96.22%
74	L	901	CIGNA HLTH GRP	7,443,198	0.15%	96.38%
75	L	535	COLUMBIAN LIFE GRP	7,173,336	0.15%	96.52%
76	L	367	PHYSICIANS MUT GRP	7,113,595	0.15%	96.67%
77	L	4213	WILTON RE GRP	7,036,238	0.15%	96.82%
78	L	244	CINCINNATI FIN GRP	6,621,091	0.14%	96.95%
79	L	4553	SAVINGS BANK LIFE GRP	5,981,606	0.12%	97.08%
80	L	7	FEDERATED MUT GRP	5,952,245	0.12%	97.20%
81	L	4947	PROSPERITY LIFE INS GRP	5,832,019	0.12%	97.32%
82	L	8	ALLSTATE INS GRP	5,476,608	0.11%	97.44%
83	L	153	PEKIN INS GRP	5,319,203	0.11%	97.55%
84	L	4712	GPM LIFE GRP	5,245,348	0.11%	97.65%
85	L	57541	MODERN WOODMEN OF AMER	5,238,067	0.11%	97.76%
86	L	626	CHUBB LTD GRP	5,018,262	0.10%	97.87%
87	L	63290	FIDELITY LIFE ASSN A LEGAL RESERVE L	4,917,505	0.10%	97.97%
88	L	300	HORACE MANN GRP	4,646,253	0.10%	98.07%
89	L	525	PAN AMER LIFE GRP	4,436,572	0.09%	98.16%
90	L	276	TRUSTMARK MUT HOLDING CO GRP	4,409,856	0.09%	98.25%
91	L	5021	ONEMAIN HOLDINGS INC GRP	4,320,501	0.09%	98.34%
92	L	588	KANSAS CITY LIFE INS GRP	4,320,474	0.09%	98.43%
93	L	57657	ROYAL NEIGHBORS OF AMER	3,987,093	0.08%	98.51%
94	L	181	SWISS RE GRP	3,959,525	0.08%	98.59%
95	L	581	BOSTON MUT GRP	3,951,521	0.08%	98.67%
96	L	68772	SECURITY MUT LIFE INS CO OF NY	3,884,302	0.08%	98.75%
97	L	4941	NATIONAL WESTERN LIFE GRP	3,228,714	0.07%	98.82%
98	L	64580	ILLINOIS MUT LIFE INS CO	3,093,380	0.06%	98.89%
99	L	4955	POWELL INS GRP	2,973,255	0.06%	98.95%
100	L	4734	APOLLO GLOBAL MGMT GRP	2,806,143	0.06%	99.00%
101	L	3436	LIBERTY LIFE GRP TRUST GRP	2,585,746	0.05%	99.06%
102	L	542	INDIANA FARM BUREAU GRP	2,561,202	0.05%	99.11%
103	L	280	AUTO OWNERS GRP	2,544,728	0.05%	99.16%
104	L	4862	ASSURITY GRP	2,408,883	0.05%	99.21%
105	L	5016	AQUARIAN INS HOLDINGS GRP	2,306,146	0.05%	99.26%
106	L	330	AMERICAN FIDELITY CORP GRP	2,165,113	0.04%	99.31%
107	L	28	AMICA MUT GRP	2,149,781	0.04%	99.35%
108	L	1	CVS GRP	1,832,174	0.04%	99.39%
109	L	60445	SAGICOR LIFE INS CO	1,737,740	0.04%	99.43%
110	L	61212	BALTIMORE LIFE INS CO	1,710,206	0.04%	99.46%
111	L	917	HCSC GRP	1,513,457	0.03%	99.49%
112	L	781	UNION LABOR GRP	1,489,931	0.03%	99.52%
113	L	3527	AMERICAN ENTERPRISE MUT GRP	1,463,876	0.03%	99.55%
114	L	344	CHURCH PENSION FUND GRP	1,247,099	0.03%	99.58%
115	L	4903	CALTON HOLDINGS GRP	1,178,465	0.02%	99.60%
116	L	451	FIDELITY SECURITY GRP	1,048,862	0.02%	99.62%
117	L	1117	MANHATTAN LIFE GRP	996,234	0.02%	99.65%
118	L	4718	TIPTREE FIN GRP	940,435	0.02%	99.67%
119	L	687	GUARANTEE TRUST GRP	892,709	0.02%	99.68%
120	L	4794	GROUP 1001 INS HOLDINGS GRP	890,363	0.02%	99.70%
121	L	69310	SURETY LIFE INS CO	811,609	0.02%	99.72%
122	L	4752	GREGG E ZAHN GRP	804,417	0.02%	99.74%
123	L	574	AMERCO CORP GRP	801,143	0.02%	99.75%
124	L	67180	OHIO STATE LIFE INS CO	756,330	0.02%	99.77%
125	L	50	COUNTRY INS & FIN SERV GRP	740,645	0.02%	99.78%
			TOTAL	4,828,126,526	100.00%	100.00%

Life Insurance Industry
Life/Health and Fraternal Insurers
2022 Market Share Report - Total Premium
Life Insurance

Washington

Rank	Business Type	Group/ Company Code	Group/Company Name	Direct Written Premium	Market Share	Cumulative Market Share
1	L	826	NEW YORK LIFE GRP	281,354,483	8.01%	8.01%
2	L	860	NORTHWESTERN MUT GRP	245,069,538	6.98%	14.99%
3	L	304	PRUDENTIAL OF AMER GRP	242,672,945	6.91%	21.90%
4	L	241	METROPOLITAN GRP	189,748,247	5.40%	27.30%
5	L	431	SAMMONS ENTERPRISES GRP	130,769,236	3.72%	31.02%
6	L	20	LINCOLN NATL GRP	128,010,601	3.64%	34.67%
7	L	176	STATE FARM GRP	127,509,726	3.63%	38.30%
8	L	869	MINNESOTA MUT GRP	113,690,674	3.24%	41.54%
9	L	709	PACIFIC LIFE GRP	105,605,416	3.01%	44.54%
10	L	276	TRUSTMARK MUT HOLDING CO GRP	97,641,007	2.78%	47.32%
11	L	435	MASS MUT LIFE INS GRP	96,793,052	2.76%	50.08%
12	L	140	NATIONWIDE CORP GRP	91,600,508	2.61%	52.69%
13	L	904	JOHN HANCOCK GRP	78,256,289	2.23%	54.92%
14	L	850	PENN MUT GRP	77,686,067	2.21%	57.13%
15	L	468	AEGON US HOLDING GRP	73,179,185	2.08%	59.21%
16	L	565	UNUM GRP	53,351,356	1.52%	60.73%
17	L	458	DAI-ICHI LIFE HOLDINGS INC GRP	51,659,654	1.47%	62.20%
18	L	56014	THRIVENT FINANCIAL FOR LUTHERANS	49,575,399	1.41%	63.61%
19	L	4965	EQUITABLE HOLDINGS INC GRP	49,530,528	1.41%	65.02%
20	L	12	AMERICAN INTL GRP	48,964,172	1.39%	66.42%
21	L	261	MUTUAL OF OMAHA GRP	48,876,539	1.39%	67.81%
22	L	290	GLOBE LIFE INC GRP	45,360,395	1.29%	69.10%
23	L	212	ZURICH INS GRP	44,750,442	1.27%	70.37%
24	L	8	ALLSTATE INS GRP	43,871,608	1.25%	71.62%
25	L	4	AMERIPRISE FIN GRP	41,618,105	1.18%	72.81%
26	L	4925	KUVARE GRP	39,674,215	1.13%	73.94%
27	L	91	HARTFORD FIRE & CAS GRP	38,782,705	1.10%	75.04%
28	L	634	NATIONAL LIFE GRP	37,266,002	1.06%	76.10%
29	L	429	GUARDIAN LIFE GRP	37,030,641	1.05%	77.16%
30	L	200	UNITED SERV AUTOMOBILE ASSN GRP	35,728,519	1.02%	78.18%
31	L	4750	PRIMERICA GRP	34,851,549	0.99%	79.17%
32	L	4855	SUMITOMO LIFE INS GRP	34,531,290	0.98%	80.15%
33	L	3891	GLOBAL ATLANTIC GRP	32,172,529	0.92%	81.07%
34	L	872	BANNER LIFE GRP	30,779,216	0.88%	81.94%
35	L	332	PRINCIPAL FIN GRP	30,706,517	0.87%	82.82%
36	L	626	CHUBB LTD GRP	28,499,549	0.81%	83.63%
37	L	761	ALLIANZ INS GRP	28,424,782	0.81%	84.44%
38	L	4011	GENWORTH FIN GRP	27,846,420	0.79%	85.23%
39	L	4932	BRIGHTHOUSE HOLDINGS GRP	25,761,888	0.73%	85.96%
40	L	619	ONEAMERICA FIN PARTNERS GRP	24,549,450	0.70%	86.66%
41	L	306	TRUSTAGE GRP	24,073,000	0.69%	87.35%
42	L	1348	MEIJI YASUDA LIFE INS GRP	23,839,655	0.68%	88.03%
43	L	836	WEST SOUTHERN GRP	23,677,439	0.67%	88.70%
44	L	50	COUNTRY INS & FIN SERV GRP	23,361,210	0.67%	89.37%
45	L	549	SUN LIFE FINANCIAL INC GRP	23,093,668	0.66%	90.02%
46	L	4832	VOYA FINANCIAL GRP	19,304,385	0.55%	90.57%
47	L	4992	RESOLUTION LIFE US HOLDINGS GRP	18,945,233	0.54%	91.11%
48	L	4853	AAA LIFE GRP	18,574,156	0.53%	91.64%
49	L	5014	EVERLAKE HOLDINGS GRP	18,421,491	0.52%	92.17%
50	L	943	AMERITAS MUT HOLDING GRP	16,692,119	0.48%	92.64%
51	L	670	FIDELITY NATL FIN INC GRP	13,672,923	0.39%	93.03%
52	L	4926	TALCOTT HOLDINGS GRP	13,080,166	0.37%	93.40%
53	L	704	CONSTELLATION INS HOLDINGS GRP	12,824,808	0.37%	93.77%
54	L	58068	INDEPENDENT ORDER OF FORESTERS US BR	12,789,498	0.36%	94.13%
55	L	473	AMERICAN FAMILY INS GRP	12,043,912	0.34%	94.48%
56	L	233	CNO FINANCIAL GRP	11,617,075	0.33%	94.81%
57	L	58033	KNIGHTS OF COLUMBUS	10,419,677	0.30%	95.10%
58	L	408	BROOKFIELD ASSET MGMT REINS PARTNERS	9,865,874	0.28%	95.38%
59	L	918	JACKSON NATL GRP	9,647,879	0.27%	95.66%
60	L	1216	TIAA FAMILY GRP	8,846,007	0.25%	95.91%
61	L	449	FINANCIAL HOLDINGS GRP	8,519,595	0.24%	96.15%
62	L	876	ARKANSAS BCBS GRP	8,121,356	0.23%	96.39%
63	L	3098	TOKIO MARINE HOLDINGS INC GRP	6,354,209	0.18%	96.57%

Life Insurance Industry
Life/Health and Fraternal Insurers
2022 Market Share Report - Total Premium
Life Insurance

Washington

Rank	Business Type	Group/ Company Code	Group/Company Name	Direct Written Premium	Market Share	Cumulative Market Share
64	L	4794	GROUP 1001 INS HOLDINGS GRP	6,031,421	0.17%	96.74%
65	L	4736	GGC GRP	5,955,223	0.17%	96.91%
66	L	315	INDUSTRIAL ALLIANCE GRP	5,664,961	0.16%	97.07%
67	L	588	KANSAS CITY LIFE INS GRP	5,341,317	0.15%	97.22%
68	L	4734	APOLLO GLOBAL MGMT GRP	5,071,002	0.14%	97.37%
69	L	244	CINCINNATI FIN GRP	4,387,583	0.12%	97.49%
70	L	2878	UNITED HERITAGE MUT GRP	4,071,490	0.12%	97.61%
71	L	7	FEDERATED MUT GRP	3,889,352	0.11%	97.72%
72	L	525	PAN AMER LIFE GRP	3,859,226	0.11%	97.83%
73	L	4553	SAVINGS BANK LIFE GRP	3,652,833	0.10%	97.93%
74	L	77879	5 STAR LIFE INS CO	3,570,159	0.10%	98.03%
75	L	60445	SAGICOR LIFE INS CO	3,491,902	0.10%	98.13%
76	L	615	BENEFICIAL LIFE GRP	3,337,804	0.10%	98.23%
77	L	781	UNION LABOR GRP	3,159,514	0.09%	98.32%
78	L	370	AFLAC GRP	3,006,053	0.09%	98.40%
79	L	901	CIGNA HLTH GRP	2,897,036	0.08%	98.48%
80	L	4213	WILTON RE GRP	2,803,531	0.08%	98.56%
81	L	181	SWISS RE GRP	2,656,324	0.08%	98.64%
82	L	28	AMICA MUT GRP	2,530,134	0.07%	98.71%
83	L	707	UNITEDHEALTH GRP	2,428,610	0.07%	98.78%
84	L	5021	ONEMAIN HOLDINGS INC GRP	2,407,204	0.07%	98.85%
85	L	57657	ROYAL NEIGHBORS OF AMER	2,381,961	0.07%	98.92%
86	L	1211	NATIONAL GUARDIAN LIFE INS GRP	2,363,459	0.07%	98.99%
87	L	769	GREAT WEST GRP	2,318,156	0.07%	99.05%
88	L	57541	MODERN WOODMEN OF AMER	2,092,502	0.06%	99.11%
89	L	63290	FIDELITY LIFE ASSN A LEGAL RESERVE L	2,067,402	0.06%	99.17%
90	L	65927	LINCOLN HERITAGE LIFE INS CO	1,896,171	0.05%	99.22%
91	L	68772	SECURITY MUT LIFE INS CO OF NY	1,681,923	0.05%	99.27%
92	L	330	AMERICAN FIDELITY CORP GRP	1,436,326	0.04%	99.31%
93	L	64505	HOMESTEADERS LIFE CO	1,396,506	0.04%	99.35%
94	L	4862	ASSURITY GRP	1,270,200	0.04%	99.39%
95	L	4712	GPM LIFE GRP	1,266,004	0.04%	99.42%
96	L	4903	CALTON HOLDINGS GRP	1,246,339	0.04%	99.46%
97	L	451	FIDELITY SECURITY GRP	1,144,066	0.03%	99.49%
98	L	535	COLUMBIAN LIFE GRP	934,182	0.03%	99.52%
99	L	300	HORACE MANN GRP	894,643	0.03%	99.54%
100	L	581	BOSTON MUT GRP	858,390	0.02%	99.57%
101	L	367	PHYSICIANS MUT GRP	857,270	0.02%	99.59%
102	L	57142	SONS OF NORWAY	854,335	0.02%	99.62%
103	L	4947	PROSPERITY LIFE INS GRP	836,260	0.02%	99.64%
104	L	57320	WOODMEN WORLD LIFE INS SOC	713,123	0.02%	99.66%
105	L	542	INDIANA FARM BUREAU GRP	614,887	0.02%	99.68%
106	L	69272	IBEXIS LIFE & ANN INS CO	591,483	0.02%	99.70%
107	L	4890	SBL HOLDINGS GRP	575,599	0.02%	99.71%
108	L	344	CHURCH PENSION FUND GRP	559,819	0.02%	99.73%
109	L	513	IOWA FARM BUREAU GRP	551,627	0.02%	99.74%
110	L	1117	MANHATTAN LIFE GRP	535,190	0.02%	99.76%
111	L	3527	AMERICAN ENTERPRISE MUT GRP	453,137	0.01%	99.77%
112	L	69310	SURETY LIFE INS CO	446,820	0.01%	99.79%
113	L	1	CVS GRP	433,043	0.01%	99.80%
114	L	67180	OHIO STATE LIFE INS CO	429,344	0.01%	99.81%
115	L	4941	NATIONAL WESTERN LIFE GRP	419,987	0.01%	99.82%
116	L	169	SENTRY INS GRP	414,139	0.01%	99.83%
117	L	87920	LOCOMOTIVE ENGINEERS & CONDUCTORS MU	360,569	0.01%	99.84%
118	L	62928	EMC NATL LIFE CO	360,022	0.01%	99.85%
119	L	4877	TWA & AMFI CORP GRP	306,231	0.01%	99.86%
120	L	981	FIDELITY INVESTMENT INS & ANN GRP	294,370	0.01%	99.87%
121	L	93777	REVOL ONE INS CO	273,658	0.01%	99.88%
122	L	574	AMERCO CORP GRP	261,256	0.01%	99.89%
123	L	687	GUARANTEE TRUST GRP	252,231	0.01%	99.89%
124	L	150	OLD REPUBLIC GRP	237,190	0.01%	99.90%
125	L	3436	LIBERTY LIFE GRP TRUST GRP	228,549	0.01%	99.91%
			TOTAL	3,512,133,738	100.00%	100.00%

Life Insurance Industry
Life/Health and Fraternal Insurers
2022 Market Share Report - Total Premium
Life Insurance

West Virginia

Rank	Business Type	Group/ Company Code	Group/Company Name	Direct Written Premium	Market Share	Cumulative Market Share
1	L	860	NORTHWESTERN MUT GRP	58,365,935	8.11%	8.11%
2	L	241	METROPOLITAN GRP	42,464,152	5.90%	14.01%
3	L	176	STATE FARM GRP	38,088,783	5.29%	19.30%
4	L	869	MINNESOTA MUT GRP	37,351,917	5.19%	24.49%
5	L	826	NEW YORK LIFE GRP	36,822,456	5.12%	29.60%
6	L	290	GLOBE LIFE INC GRP	32,970,850	4.58%	34.18%
7	L	304	PRUDENTIAL OF AMER GRP	32,764,500	4.55%	38.73%
8	L	435	MASS MUT LIFE INS GRP	27,046,025	3.76%	42.49%
9	L	468	AEGON US HOLDING GRP	22,667,608	3.15%	45.64%
10	L	261	MUTUAL OF OMAHA GRP	21,399,757	2.97%	48.61%
11	L	20	LINCOLN NATL GRP	20,321,868	2.82%	51.43%
12	L	140	NATIONWIDE CORP GRP	18,973,193	2.64%	54.07%
13	L	12	AMERICAN INTL GRP	14,378,265	2.00%	56.07%
14	L	565	UNUM GRP	14,173,054	1.97%	58.04%
15	L	64505	HOMESTEADERS LIFE CO	13,146,607	1.83%	59.86%
16	L	836	WEST SOUTHERN GRP	12,973,554	1.80%	61.66%
17	L	56782	NATIONAL SLOVAK SOCIETY OF THE USA	12,205,366	1.70%	63.36%
18	L	4965	EQUITABLE HOLDINGS INC GRP	11,975,672	1.66%	65.02%
19	L	233	CNO FINANCIAL GRP	11,464,259	1.59%	66.62%
20	L	306	TRUSTAGE GRP	11,158,058	1.55%	68.17%
21	L	431	SAMMONS ENTERPRISES GRP	11,091,947	1.54%	69.71%
22	L	213	ERIE INS GRP	11,020,005	1.53%	71.24%
23	L	429	GUARDIAN LIFE GRP	10,551,996	1.47%	72.70%
24	L	904	JOHN HANCOCK GRP	7,485,333	1.04%	73.74%
25	L	458	DAI-ICHI LIFE HOLDINGS INC GRP	6,894,835	0.96%	74.70%
26	L	408	BROOKFIELD ASSET MGMT REINS PARTNERS	6,173,767	0.86%	75.56%
27	L	4932	BRIGHTHOUSE HOLDINGS GRP	6,030,279	0.84%	76.40%
28	L	91	HARTFORD FIRE & CAS GRP	5,929,600	0.82%	77.22%
29	L	332	PRINCIPAL FIN GRP	5,629,561	0.78%	78.00%
30	L	709	PACIFIC LIFE GRP	5,461,413	0.76%	78.76%
31	L	4750	PRIMERICA GRP	5,074,780	0.70%	79.46%
32	L	850	PENN MUT GRP	4,994,012	0.69%	80.16%
33	L	4926	TALCOTT HOLDINGS GRP	4,427,507	0.62%	80.77%
34	L	761	ALLIANZ INS GRP	4,414,015	0.61%	81.39%
35	L	4011	GENWORTH FIN GRP	4,407,412	0.61%	82.00%
36	L	5021	ONEMAIN HOLDINGS INC GRP	4,194,926	0.58%	82.58%
37	L	57320	WOODMEN WORLD LIFE INS SOC	4,158,951	0.58%	83.16%
38	L	4853	AAA LIFE GRP	3,685,816	0.51%	83.67%
39	L	549	SUN LIFE FINANCIAL INC GRP	3,657,325	0.51%	84.18%
40	L	4925	KUVARE GRP	3,595,905	0.50%	84.68%
41	L	58068	INDEPENDENT ORDER OF FORESTERS US BR	3,410,199	0.47%	85.15%
42	L	704	CONSTELLATION INS HOLDINGS GRP	3,373,726	0.47%	85.62%
43	L	315	INDUSTRIAL ALLIANCE GRP	3,308,874	0.46%	86.08%
44	L	634	NATIONAL LIFE GRP	3,177,263	0.44%	86.52%
45	L	244	CINCINNATI FIN GRP	3,117,853	0.43%	86.96%
46	L	872	BANNER LIFE GRP	3,023,611	0.42%	87.38%
47	L	367	PHYSICIANS MUT GRP	2,867,469	0.40%	87.77%
48	L	1211	NATIONAL GUARDIAN LIFE INS GRP	2,836,887	0.39%	88.17%
49	L	588	KANSAS CITY LIFE INS GRP	2,764,335	0.38%	88.55%
50	L	4832	VOYA FINANCIAL GRP	2,726,726	0.38%	88.93%
51	L	200	UNITED SERV AUTOMOBILE ASSN GRP	2,699,322	0.37%	89.31%
52	L	65927	LINCOLN HERITAGE LIFE INS CO	2,696,040	0.37%	89.68%
53	L	291	ENCOVA MUT INS GRP	2,583,450	0.36%	90.04%
54	L	3891	GLOBAL ATLANTIC GRP	2,576,868	0.36%	90.40%
55	L	5014	EVERLAKE HOLDINGS GRP	2,528,373	0.35%	90.75%
56	L	4213	WILTON RE GRP	2,527,325	0.35%	91.10%
57	L	330	AMERICAN FIDELITY CORP GRP	2,449,365	0.34%	91.44%
58	L	370	AFLAC GRP	2,432,337	0.34%	91.78%
59	L	626	CHUBB LTD GRP	2,408,983	0.33%	92.11%
60	L	4	AMERIPRISE FIN GRP	2,358,593	0.33%	92.44%
61	L	58033	KNIGHTS OF COLUMBUS	2,185,777	0.30%	92.74%
62	L	943	AMERITAS MUT HOLDING GRP	2,048,264	0.28%	93.03%
63	L	300	HORACE MANN GRP	2,038,480	0.28%	93.31%

Life Insurance Industry
Life/Health and Fraternal Insurers
2022 Market Share Report - Total Premium
Life Insurance

West Virginia

Rank	Business Type	Group/ Company Code	Group/Company Name	Direct Written Premium	Market Share	Cumulative Market Share
64	L	56014	THRIVENT FINANCIAL FOR LUTHERANS	1,856,131	0.26%	93.57%
65	L	619	ONEAMERICA FIN PARTNERS GRP	1,745,611	0.24%	93.81%
66	L	707	UNITEDHEALTH GRP	1,736,111	0.24%	94.05%
67	L	4855	SUMITOMO LIFE INS GRP	1,693,772	0.24%	94.29%
68	L	57541	MODERN WOODMEN OF AMER	1,686,420	0.23%	94.52%
69	L	1216	TIAA FAMILY GRP	1,620,158	0.23%	94.75%
70	L	3527	AMERICAN ENTERPRISE MUT GRP	1,505,739	0.21%	94.96%
71	L	581	BOSTON MUT GRP	1,471,610	0.20%	95.16%
72	L	449	FINANCIAL HOLDINGS GRP	1,436,281	0.20%	95.36%
73	L	1348	MEIJI YASUDA LIFE INS GRP	1,335,855	0.19%	95.55%
74	L	917	HCSC GRP	1,310,548	0.18%	95.73%
75	L	7	FEDERATED MUT GRP	1,295,898	0.18%	95.91%
76	L	918	JACKSON NATL GRP	1,237,436	0.17%	96.08%
77	L	61212	BALTIMORE LIFE INS CO	1,123,735	0.16%	96.24%
78	L	8	ALLSTATE INS GRP	1,121,427	0.16%	96.39%
79	L	4941	NATIONAL WESTERN LIFE GRP	1,082,367	0.15%	96.54%
80	L	4947	PROSPERITY LIFE INS GRP	1,023,863	0.14%	96.68%
81	L	670	FIDELITY NATL FIN INC GRP	991,539	0.14%	96.82%
82	L	212	ZURICH INS GRP	960,880	0.13%	96.96%
83	L	181	SWISS RE GRP	935,728	0.13%	97.09%
84	L	4734	APOLLO GLOBAL MGMT GRP	912,926	0.13%	97.21%
85	L	4736	GGC GRP	879,657	0.12%	97.33%
86	L	535	COLUMBIAN LIFE GRP	860,299	0.12%	97.45%
87	L	57657	ROYAL NEIGHBORS OF AMER	838,684	0.12%	97.57%
88	L	901	CIGNA HLTH GRP	825,628	0.11%	97.68%
89	L	63290	FIDELITY LIFE ASSN A LEGAL RESERVE L	799,756	0.11%	97.80%
90	L	276	TRUSTMARK MUT HOLDING CO GRP	791,792	0.11%	97.91%
91	L	3098	TOKIO MARINE HOLDINGS INC GRP	700,176	0.10%	98.00%
92	L	769	GREAT WEST GRP	641,362	0.09%	98.09%
93	L	4992	RESOLUTION LIFE US HOLDINGS GRP	601,996	0.08%	98.18%
94	L	4844	LIA HOLDINGS GRP	600,000	0.08%	98.26%
95	L	77879	5 STAR LIFE INS CO	588,396	0.08%	98.34%
96	L	4862	ASSURITY GRP	557,166	0.08%	98.42%
97	L	525	PAN AMER LIFE GRP	546,824	0.08%	98.49%
98	L	4890	SBL HOLDINGS GRP	542,648	0.08%	98.57%
99	L	687	GUARANTEE TRUST GRP	487,773	0.07%	98.64%
100	L	1	CVS GRP	485,486	0.07%	98.71%
101	L	3436	LIBERTY LIFE GRP TRUST GRP	475,114	0.07%	98.77%
102	L	4553	SAVINGS BANK LIFE GRP	466,544	0.06%	98.84%
103	L	629	PLATEAU GRP	434,938	0.06%	98.90%
104	L	4712	GPM LIFE GRP	413,309	0.06%	98.95%
105	L	542	INDIANA FARM BUREAU GRP	398,110	0.06%	99.01%
106	L	87920	LOCOMOTIVE ENGINEERS & CONDUCTORS MU	381,861	0.05%	99.06%
107	L	781	UNION LABOR GRP	364,891	0.05%	99.11%
108	L	63819	UNITY FINANCIAL LIFE INS CO	319,852	0.04%	99.16%
109	L	70130	UNIVERSAL GUAR LIFE INS CO	303,890	0.04%	99.20%
110	L	4955	POWELL INS GRP	299,898	0.04%	99.24%
111	L	50	COUNTRY INS & FIN SERV GRP	277,806	0.04%	99.28%
112	L	67180	OHIO STATE LIFE INS CO	273,971	0.04%	99.32%
113	L	4752	GREGG E ZAHN GRP	265,187	0.04%	99.35%
114	L	57053	CATHOLIC UNITED FINANCIAL	263,223	0.04%	99.39%
115	L	661	BCBS OF SC GRP	263,151	0.04%	99.43%
116	L	4903	CALTON HOLDINGS GRP	238,366	0.03%	99.46%
117	L	1117	MANHATTAN LIFE GRP	209,945	0.03%	99.49%
118	L	60445	SAGICOR LIFE INS CO	206,758	0.03%	99.52%
119	L	587	ATLANTIC AMER GRP	197,495	0.03%	99.55%
120	L	801	DIRECTORS INVESTMENT GRP	184,984	0.03%	99.57%
121	L	71404	CONTINENTAL GEN INS CO	179,250	0.02%	99.60%
122	L	60542	AMERICAN HOME LIFE INS CO	178,995	0.02%	99.62%
123	L	64580	ILLINOIS MUT LIFE INS CO	166,442	0.02%	99.64%
124	L	730	MEDICAL MUT OF OH GRP	155,171	0.02%	99.67%
125	L	56685	GBU FINANCIAL LIFE	139,185	0.02%	99.69%
			TOTAL	719,885,140	100.00%	100.00%

Life Insurance Industry
Life/Health and Fraternal Insurers
2022 Market Share Report - Total Premium
Life Insurance

Wisconsin

Rank	Business Type	Group/ Company Code	Group/Company Name	Direct Written Premium	Market Share	Cumulative Market Share
1	L	860	NORTHWESTERN MUT GRP	536,571,654	16.60%	16.60%
2	L	56014	THRIVENT FINANCIAL FOR LUTHERANS	186,213,189	5.76%	22.37%
3	L	869	MINNESOTA MUT GRP	173,017,398	5.35%	27.72%
4	L	304	PRUDENTIAL OF AMER GRP	167,106,148	5.17%	32.89%
5	L	241	METROPOLITAN GRP	141,148,517	4.37%	37.26%
6	L	20	LINCOLN NATL GRP	127,028,160	3.93%	41.19%
7	L	826	NEW YORK LIFE GRP	114,065,060	3.53%	44.72%
8	L	176	STATE FARM GRP	81,969,841	2.54%	47.26%
9	L	473	AMERICAN FAMILY INS GRP	79,392,179	2.46%	49.71%
10	L	435	MASS MUT LIFE INS GRP	72,302,045	2.24%	51.95%
11	L	458	DAI-ICHI LIFE HOLDINGS INC GRP	63,516,258	1.97%	53.92%
12	L	904	JOHN HANCOCK GRP	62,249,640	1.93%	55.84%
13	L	332	PRINCIPAL FIN GRP	54,862,532	1.70%	57.54%
14	L	261	MUTUAL OF OMAHA GRP	49,166,715	1.52%	59.06%
15	L	290	GLOBE LIFE INC GRP	48,854,200	1.51%	60.57%
16	L	140	NATIONWIDE CORP GRP	45,520,239	1.41%	61.98%
17	L	4965	EQUITABLE HOLDINGS INC GRP	43,836,948	1.36%	63.34%
18	L	431	SAMMONS ENTERPRISES GRP	39,860,664	1.23%	64.57%
19	L	565	UNUM GRP	38,877,259	1.20%	65.77%
20	L	709	PACIFIC LIFE GRP	37,406,356	1.16%	66.93%
21	L	468	AEGON US HOLDING GRP	35,612,297	1.10%	68.03%
22	L	12	AMERICAN INTL GRP	34,588,281	1.07%	69.10%
23	L	429	GUARDIAN LIFE GRP	34,502,603	1.07%	70.17%
24	L	850	PENN MUT GRP	32,943,435	1.02%	71.19%
25	L	4832	VOYA FINANCIAL GRP	32,465,268	1.00%	72.20%
26	L	4750	PRIMERICA GRP	28,562,406	0.88%	73.08%
27	L	153	PEKIN INS GRP	27,846,656	0.86%	73.94%
28	L	91	HARTFORD FIRE & CAS GRP	26,204,056	0.81%	74.75%
29	L	4932	BRIGHTHOUSE HOLDINGS GRP	25,333,872	0.78%	75.54%
30	L	1211	NATIONAL GUARDIAN LIFE INS GRP	25,117,973	0.78%	76.31%
31	L	56030	CATHOLIC FINANCIAL LIFE	24,255,772	0.75%	77.06%
32	L	836	WEST SOUTHERN GRP	23,040,225	0.71%	77.78%
33	L	1348	MEIJI YASUDA LIFE INS GRP	22,777,634	0.70%	78.48%
34	L	4	AMERIPRISE FIN GRP	22,570,752	0.70%	79.18%
35	L	306	TRUSTAGE GRP	22,498,224	0.70%	79.88%
36	L	872	BANNER LIFE GRP	21,032,291	0.65%	80.53%
37	L	513	IOWA FARM BUREAU GRP	20,370,183	0.63%	81.16%
38	L	4011	GENWORTH FIN GRP	20,279,571	0.63%	81.79%
39	L	704	CONSTELLATION INS HOLDINGS GRP	19,840,404	0.61%	82.40%
40	L	57541	MODERN WOODMEN OF AMER	19,174,786	0.59%	82.99%
41	L	64505	HOMESTEADERS LIFE CO	19,111,106	0.59%	83.58%
42	L	549	SUN LIFE FINANCIAL INC GRP	18,996,767	0.59%	84.17%
43	L	619	ONEAMERICA FIN PARTNERS GRP	18,580,575	0.57%	84.75%
44	L	761	ALLIANZ INS GRP	18,296,572	0.57%	85.31%
45	L	3891	GLOBAL ATLANTIC GRP	18,162,410	0.56%	85.88%
46	L	233	CNO FINANCIAL GRP	17,664,146	0.55%	86.42%
47	L	4855	SUMITOMO LIFE INS GRP	17,635,354	0.55%	86.97%
48	L	634	NATIONAL LIFE GRP	17,377,177	0.54%	87.51%
49	L	4925	KUVARE GRP	15,821,415	0.49%	88.00%
50	L	3098	TOKIO MARINE HOLDINGS INC GRP	15,248,028	0.47%	88.47%
51	L	707	UNITEDHEALTH GRP	15,123,024	0.47%	88.93%
52	L	58033	KNIGHTS OF COLUMBUS	14,907,046	0.46%	89.40%
53	L	4926	TALCOTT HOLDINGS GRP	14,716,623	0.46%	89.85%
54	L	4853	AAA LIFE GRP	13,084,970	0.40%	90.26%
55	L	212	ZURICH INS GRP	12,506,018	0.39%	90.64%
56	L	670	FIDELITY NATL FIN INC GRP	12,401,881	0.38%	91.03%
57	L	244	CINCINNATI FIN GRP	11,288,139	0.35%	91.38%
58	L	50	COUNTRY INS & FIN SERV GRP	10,821,736	0.33%	91.71%
59	L	801	DIRECTORS INVESTMENT GRP	10,786,326	0.33%	92.05%
60	L	588	KANSAS CITY LIFE INS GRP	10,356,941	0.32%	92.37%
61	L	367	PHYSICIANS MUT GRP	10,018,193	0.31%	92.68%
62	L	525	PAN AMER LIFE GRP	9,265,845	0.29%	92.96%
63	L	918	JACKSON NATL GRP	9,023,175	0.28%	93.24%

Life Insurance Industry
Life/Health and Fraternal Insurers
2022 Market Share Report - Total Premium
Life Insurance

Wisconsin

Rank	Business Type	Group/ Company Code	Group/Company Name	Direct Written Premium	Market Share	Cumulative Market Share
64	L	3527	AMERICAN ENTERPRISE MUT GRP	8,606,838	0.27%	93.51%
65	L	408	BROOKFIELD ASSET MGMT REINS PARTNERS	8,395,020	0.26%	93.77%
66	L	58017	BETTERLIFE	8,266,102	0.26%	94.02%
67	L	7	FEDERATED MUT GRP	8,212,482	0.25%	94.28%
68	L	200	UNITED SERV AUTOMOBILE ASSN GRP	7,947,750	0.25%	94.52%
69	L	4734	APOLLO GLOBAL MGMT GRP	7,777,146	0.24%	94.76%
70	L	213	ERIE INS GRP	7,541,367	0.23%	95.00%
71	L	4553	SAVINGS BANK LIFE GRP	6,699,194	0.21%	95.21%
72	L	280	AUTO OWNERS GRP	6,169,198	0.19%	95.40%
73	L	58068	INDEPENDENT ORDER OF FORESTERS US BR	5,841,515	0.18%	95.58%
74	L	449	FINANCIAL HOLDINGS GRP	5,457,176	0.17%	95.75%
75	L	4941	NATIONAL WESTERN LIFE GRP	5,355,420	0.17%	95.91%
76	L	4992	RESOLUTION LIFE US HOLDINGS GRP	5,288,271	0.16%	96.07%
77	L	5014	EVERLAKE HOLDINGS GRP	5,137,307	0.16%	96.23%
78	L	370	AFLAC GRP	4,901,702	0.15%	96.39%
79	L	169	SENTRY INS GRP	4,697,518	0.15%	96.53%
80	L	300	HORACE MANN GRP	4,542,031	0.14%	96.67%
81	L	65927	LINCOLN HERITAGE LIFE INS CO	4,489,505	0.14%	96.81%
82	L	943	AMERITAS MUT HOLDING GRP	4,401,352	0.14%	96.95%
83	L	315	INDUSTRIAL ALLIANCE GRP	4,258,516	0.13%	97.08%
84	L	1216	TIAA FAMILY GRP	3,851,521	0.12%	97.20%
85	L	57487	CATHOLIC ORDER OF FORESTERS	3,816,219	0.12%	97.32%
86	L	2878	UNITED HERITAGE MUT GRP	3,637,912	0.11%	97.43%
87	L	64580	ILLINOIS MUT LIFE INS CO	3,320,083	0.10%	97.53%
88	L	63819	UNITY FINANCIAL LIFE INS CO	3,214,518	0.10%	97.63%
89	L	4736	GGC GRP	3,164,345	0.10%	97.73%
90	L	276	TRUSTMARK MUT HOLDING CO GRP	3,152,803	0.10%	97.83%
91	L	68	WISCONSIN PHYSICIANS SERV INS GRP	3,123,730	0.10%	97.92%
92	L	671	ELEVANCE HLTH INC GRP	2,993,202	0.09%	98.02%
93	L	917	HCSC GRP	2,782,904	0.09%	98.10%
94	L	4862	ASSURITY GRP	2,701,206	0.08%	98.19%
95	L	63290	FIDELITY LIFE ASSN A LEGAL RESERVE L	2,686,453	0.08%	98.27%
96	L	4213	WILTON RE GRP	2,677,635	0.08%	98.35%
97	L	57657	ROYAL NEIGHBORS OF AMER	2,547,825	0.08%	98.43%
98	L	901	CIGNA HLTH GRP	2,474,957	0.08%	98.51%
99	L	769	GREAT WEST GRP	2,151,007	0.07%	98.57%
100	L	8	ALLSTATE INS GRP	2,085,698	0.06%	98.64%
101	L	535	COLUMBIAN LIFE GRP	2,021,159	0.06%	98.70%
102	L	581	BOSTON MUT GRP	1,909,547	0.06%	98.76%
103	L	181	SWISS RE GRP	1,902,625	0.06%	98.82%
104	L	626	CHUBB LTD GRP	1,784,980	0.06%	98.87%
105	L	4890	SBL HOLDINGS GRP	1,721,515	0.05%	98.93%
106	L	62928	EMC NATL LIFE CO	1,627,397	0.05%	98.98%
107	L	4903	CALTON HOLDINGS GRP	1,475,069	0.05%	99.02%
108	L	68772	SECURITY MUT LIFE INS CO OF NY	1,411,283	0.04%	99.07%
109	L	291	ENCOVA MUT INS GRP	1,341,374	0.04%	99.11%
110	L	5021	ONEMAIN HOLDINGS INC GRP	1,323,584	0.04%	99.15%
111	L	56227	KSKJ LIFE	1,314,972	0.04%	99.19%
112	L	84174	ELCO MUT LIFE & ANN	1,312,763	0.04%	99.23%
113	L	215	KEMPER CORP GRP	1,306,871	0.04%	99.27%
114	L	60445	SAGICOR LIFE INS CO	1,199,200	0.04%	99.31%
115	L	781	UNION LABOR GRP	1,140,850	0.04%	99.34%
116	L	330	AMERICAN FIDELITY CORP GRP	1,117,849	0.03%	99.38%
117	L	1	CVS GRP	1,039,113	0.03%	99.41%
118	L	77879	5 STAR LIFE INS CO	1,024,668	0.03%	99.44%
119	L	70599	STATE LIFE INS FUND	1,002,106	0.03%	99.47%
120	L	4947	PROSPERITY LIFE INS GRP	897,482	0.03%	99.50%
121	L	57193	SLOVAK CATHOLIC SOKOL	792,656	0.02%	99.52%
122	L	454	SECURITY NATL GRP	787,750	0.02%	99.55%
123	L	57142	SONS OF NORWAY	786,394	0.02%	99.57%
124	L	4939	WEA GRP	723,574	0.02%	99.60%
125	L	4718	TIPTREE FIN GRP	663,709	0.02%	99.62%
			TOTAL	3,231,571,941	100.00%	100.00%

Life Insurance Industry
Life/Health and Fraternal Insurers
2022 Market Share Report - Total Premium
Life Insurance

Wyoming

Rank	Business Type	Group/ Company Code	Group/Company Name	Direct Written Premium	Market Share	Cumulative Market Share
1	L	304	PRUDENTIAL OF AMER GRP	44,530,367	11.74%	11.74%
2	L	860	NORTHWESTERN MUT GRP	30,800,980	8.12%	19.86%
3	L	20	LINCOLN NATL GRP	27,604,367	7.28%	27.14%
4	L	826	NEW YORK LIFE GRP	25,437,265	6.71%	33.85%
5	L	513	IOWA FARM BUREAU GRP	17,837,324	4.70%	38.55%
6	L	176	STATE FARM GRP	16,354,794	4.31%	42.87%
7	L	435	MASS MUT LIFE INS GRP	10,976,386	2.89%	45.76%
8	L	904	JOHN HANCOCK GRP	10,817,764	2.85%	48.61%
9	L	709	PACIFIC LIFE GRP	10,686,653	2.82%	51.43%
10	L	850	PENN MUT GRP	9,365,928	2.47%	53.90%
11	L	241	METROPOLITAN GRP	9,101,169	2.40%	56.30%
12	L	212	ZURICH INS GRP	8,504,726	2.24%	58.54%
13	L	56014	THRIVENT FINANCIAL FOR LUTHERANS	8,004,492	2.11%	60.65%
14	L	140	NATIONWIDE CORP GRP	7,922,551	2.09%	62.74%
15	L	4844	LIA HOLDINGS GRP	7,439,113	1.96%	64.70%
16	L	429	GUARDIAN LIFE GRP	6,883,461	1.82%	66.52%
17	L	869	MINNESOTA MUT GRP	5,921,251	1.56%	68.08%
18	L	4965	EQUITABLE HOLDINGS INC GRP	5,483,157	1.45%	69.53%
19	L	290	GLOBE LIFE INC GRP	5,070,128	1.34%	70.86%
20	L	261	MUTUAL OF OMAHA GRP	4,963,690	1.31%	72.17%
21	L	458	DAI-ICHI LIFE HOLDINGS INC GRP	4,667,960	1.23%	73.40%
22	L	468	AEGON US HOLDING GRP	4,415,803	1.16%	74.57%
23	L	12	AMERICAN INTL GRP	4,338,755	1.14%	75.71%
24	L	4855	SUMITOMO LIFE INS GRP	3,563,849	0.94%	76.65%
25	L	332	PRINCIPAL FIN GRP	3,520,523	0.93%	77.58%
26	L	3527	AMERICAN ENTERPRISE MUT GRP	3,375,955	0.89%	78.47%
27	L	1348	MEIJI YASUDA LIFE INS GRP	3,308,504	0.87%	79.34%
28	L	4750	PRIMERICA GRP	3,261,107	0.86%	80.20%
29	L	4992	RESOLUTION LIFE US HOLDINGS GRP	3,177,094	0.84%	81.04%
30	L	619	ONEAMERICA FIN PARTNERS GRP	2,937,660	0.77%	81.81%
31	L	431	SAMMONS ENTERPRISES GRP	2,867,922	0.76%	82.57%
32	L	1211	NATIONAL GUARDIAN LIFE INS GRP	2,823,278	0.74%	83.31%
33	L	761	ALLIANZ INS GRP	2,736,779	0.72%	84.04%
34	L	306	TRUSTAGE GRP	2,701,073	0.71%	84.75%
35	L	836	WEST SOUTHERN GRP	2,594,481	0.68%	85.43%
36	L	3891	GLOBAL ATLANTIC GRP	2,511,482	0.66%	86.10%
37	L	565	UNUM GRP	2,236,819	0.59%	86.68%
38	L	704	CONSTELLATION INS HOLDINGS GRP	2,215,569	0.58%	87.27%
39	L	200	UNITED SERV AUTOMOBILE ASSN GRP	2,165,843	0.57%	87.84%
40	L	634	NATIONAL LIFE GRP	2,150,039	0.57%	88.41%
41	L	872	BANNER LIFE GRP	2,033,112	0.54%	88.94%
42	L	4011	GENWORTH FIN GRP	1,965,406	0.52%	89.46%
43	L	943	AMERITAS MUT HOLDING GRP	1,927,994	0.51%	89.97%
44	L	58033	KNIGHTS OF COLUMBUS	1,809,096	0.48%	90.45%
45	L	549	SUN LIFE FINANCIAL INC GRP	1,784,068	0.47%	90.92%
46	L	408	BROOKFIELD ASSET MGMT REINS PARTNERS	1,767,538	0.47%	91.38%
47	L	91	HARTFORD FIRE & CAS GRP	1,729,181	0.46%	91.84%
48	L	4	AMERIPRISE FIN GRP	1,715,969	0.45%	92.29%
49	L	4832	VOYA FINANCIAL GRP	1,601,449	0.42%	92.71%
50	L	588	KANSAS CITY LIFE INS GRP	1,455,704	0.38%	93.10%
51	L	4932	BRIGHTHOUSE HOLDINGS GRP	1,381,438	0.36%	93.46%
52	L	4925	KUVARE GRP	1,305,196	0.34%	93.81%
53	L	58068	INDEPENDENT ORDER OF FORESTERS US BR	1,200,869	0.32%	94.12%
54	L	707	UNITEDHEALTH GRP	1,063,177	0.28%	94.40%
55	L	4853	AAA LIFE GRP	1,038,526	0.27%	94.68%
56	L	3098	TOKIO MARINE HOLDINGS INC GRP	958,149	0.25%	94.93%
57	L	4926	TALCOTT HOLDINGS GRP	918,543	0.24%	95.17%
58	L	5014	EVERLAKE HOLDINGS GRP	842,639	0.22%	95.39%
59	L	233	CNO FINANCIAL GRP	835,625	0.22%	95.61%
60	L	901	CIGNA HLTH GRP	812,235	0.21%	95.83%
61	L	65927	LINCOLN HERITAGE LIFE INS CO	810,401	0.21%	96.04%
62	L	615	BENEFICIAL LIFE GRP	797,739	0.21%	96.25%
63	L	244	CINCINNATI FIN GRP	716,830	0.19%	96.44%

Life Insurance Industry
Life/Health and Fraternal Insurers
2022 Market Share Report - Total Premium
Life Insurance

Wyoming

Rank	Business Type	Group/ Company Code	Group/Company Name	Direct Written Premium	Market Share	Cumulative Market Share
64	L	918	JACKSON NATL GRP	708,895	0.19%	96.63%
65	L	7	FEDERATED MUT GRP	583,401	0.15%	96.78%
66	L	1216	TIAA FAMILY GRP	580,775	0.15%	96.94%
67	L	449	FINANCIAL HOLDINGS GRP	563,682	0.15%	97.08%
68	L	367	PHYSICIANS MUT GRP	532,900	0.14%	97.22%
69	L	370	AFLAC GRP	512,757	0.14%	97.36%
70	L	917	HCSC GRP	504,124	0.13%	97.49%
71	L	670	FIDELITY NATL FIN INC GRP	444,054	0.12%	97.61%
72	L	4862	ASSURITY GRP	416,624	0.11%	97.72%
73	L	87920	LOCOMOTIVE ENGINEERS & CONDUCTORS MU	410,414	0.11%	97.83%
74	L	4213	WILTON RE GRP	407,451	0.11%	97.94%
75	L	4736	GGC GRP	361,108	0.10%	98.03%
76	L	315	INDUSTRIAL ALLIANCE GRP	345,644	0.09%	98.12%
77	L	57541	MODERN WOODMEN OF AMER	342,537	0.09%	98.21%
78	L	300	HORACE MANN GRP	291,595	0.08%	98.29%
79	L	4553	SAVINGS BANK LIFE GRP	274,271	0.07%	98.36%
80	L	5021	ONEMAIN HOLDINGS INC GRP	270,143	0.07%	98.43%
81	L	77879	5 STAR LIFE INS CO	255,366	0.07%	98.50%
82	L	57657	ROYAL NEIGHBORS OF AMER	236,163	0.06%	98.56%
83	L	181	SWISS RE GRP	230,998	0.06%	98.62%
84	L	473	AMERICAN FAMILY INS GRP	228,958	0.06%	98.68%
85	L	62928	EMC NATL LIFE CO	226,915	0.06%	98.74%
86	L	574	AMERCO CORP GRP	207,338	0.05%	98.80%
87	L	8	ALLSTATE INS GRP	200,143	0.05%	98.85%
88	L	50	COUNTRY INS & FIN SERV GRP	177,650	0.05%	98.90%
89	L	4734	APOLLO GLOBAL MGMT GRP	174,465	0.05%	98.94%
90	L	626	CHUBB LTD GRP	165,423	0.04%	98.99%
91	L	5038	MIDWEST HOLDINGS INC GRP	164,931	0.04%	99.03%
92	L	612	CITIZENS GRP	164,141	0.04%	99.07%
93	L	801	DIRECTORS INVESTMENT GRP	157,445	0.04%	99.12%
94	L	525	PAN AMER LIFE GRP	156,913	0.04%	99.16%
95	L	64505	HOMESTEADERS LIFE CO	138,159	0.04%	99.19%
96	L	60542	AMERICAN HOME LIFE INS CO	129,860	0.03%	99.23%
97	L	2878	UNITED HERITAGE MUT GRP	129,516	0.03%	99.26%
98	L	4941	NATIONAL WESTERN LIFE GRP	123,406	0.03%	99.29%
99	L	4947	PROSPERITY LIFE INS GRP	109,734	0.03%	99.32%
100	L	4824	ADVANTAGE CAPITAL GRP	109,314	0.03%	99.35%
101	L	64580	ILLINOIS MUT LIFE INS CO	106,885	0.03%	99.38%
102	L	56413	UNITED TRANSPORTATION UNION INS ASSN	105,705	0.03%	99.41%
103	L	276	TRUSTMARK MUT HOLDING CO GRP	101,470	0.03%	99.44%
104	L	4890	SBL HOLDINGS GRP	93,700	0.02%	99.46%
105	L	535	COLUMBIAN LIFE GRP	92,827	0.02%	99.48%
106	L	330	AMERICAN FIDELITY CORP GRP	87,711	0.02%	99.51%
107	L	60445	SAGICOR LIFE INS CO	85,882	0.02%	99.53%
108	L	542	INDIANA FARM BUREAU GRP	77,800	0.02%	99.55%
109	L	4903	CALTON HOLDINGS GRP	75,340	0.02%	99.57%
110	L	23	BCS INS GRP	74,661	0.02%	99.59%
111	L	572	BCBS OF MI GRP	73,908	0.02%	99.61%
112	L	769	GREAT WEST GRP	71,488	0.02%	99.63%
113	L	169	SENTRY INS GRP	62,808	0.02%	99.64%
114	L	4712	GPM LIFE GRP	62,512	0.02%	99.66%
115	L	344	CHURCH PENSION FUND GRP	61,227	0.02%	99.68%
116	L	28	AMICA MUT GRP	60,958	0.02%	99.69%
117	L	58017	BETTERLIFE	59,939	0.02%	99.71%
118	L	68772	SECURITY MUT LIFE INS CO OF NY	57,623	0.02%	99.72%
119	L	71404	CONTINENTAL GEN INS CO	47,305	0.01%	99.74%
120	L	4639	RGA INC GRP	42,913	0.01%	99.75%
121	L	57320	WOODMEN WORLD LIFE INS SOC	41,093	0.01%	99.76%
122	L	280	AUTO OWNERS GRP	39,576	0.01%	99.77%
123	L	451	FIDELITY SECURITY GRP	38,764	0.01%	99.78%
124	L	61212	BALTIMORE LIFE INS CO	37,718	0.01%	99.79%
125	L	454	SECURITY NATL GRP	36,722	0.01%	99.80%
			TOTAL	379,240,844	100.00%	100.00%

Life Insurance Industry
Life/Health and Fraternal Insurers
2022 Market Share Report - Total Premium
Life Insurance

American Samoa

Rank	Business Type	Group/ Company Code	Group/Company Name	Direct Written Premium	Market Share	Cumulative Market Share
1	L	77879	5 STAR LIFE INS CO	2,262,347	46.66%	46.66%
2	L	241	METROPOLITAN GRP	1,168,699	24.11%	70.77%
3	L	535	COLUMBIAN LIFE GRP	203,515	4.20%	74.96%
4	L	4	AMERIPRISE FIN GRP	192,797	3.98%	78.94%
5	L	20	LINCOLN NATL GRP	177,015	3.65%	82.59%
6	L	4941	NATIONAL WESTERN LIFE GRP	143,462	2.96%	85.55%
7	L	612	CITIZENS GRP	142,381	2.94%	88.49%
8	L	408	BROOKFIELD ASSET MGMT REINS PARTNERS	73,833	1.52%	90.01%
9	L	4752	GREGG E ZAHN GRP	54,734	1.13%	91.14%
10	L	140	NATIONWIDE CORP GRP	42,587	0.88%	92.02%
11	L	468	AEGON US HOLDING GRP	41,156	0.85%	92.87%
12	L	4888	STERLING FINANCIAL INS GRP INC	37,641	0.78%	93.64%
13	L	290	GLOBE LIFE INC GRP	35,638	0.74%	94.38%
14	L	306	TRUSTAGE GRP	30,247	0.62%	95.00%
15	L	330	AMERICAN FIDELITY CORP GRP	30,188	0.62%	95.62%
16	L	4750	PRIMERICA GRP	25,824	0.53%	96.16%
17	L	1348	MEIJI YASUDA LIFE INS GRP	25,263	0.52%	96.68%
18	L	761	ALLIANZ INS GRP	22,031	0.45%	97.13%
19	L	176	STATE FARM GRP	15,009	0.31%	97.44%
20	L	12	AMERICAN INTL GRP	10,875	0.22%	97.67%
21	L	4011	GENWORTH FIN GRP	9,958	0.21%	97.87%
22	L	300	HORACE MANN GRP	9,458	0.20%	98.07%
23	L	4932	BRIGHTHOUSE HOLDINGS GRP	9,348	0.19%	98.26%
24	L	200	UNITED SERV AUTOMOBILE ASSN GRP	8,797	0.18%	98.44%
25	L	233	CNO FINANCIAL GRP	7,817	0.16%	98.60%
26	L	65927	LINCOLN HERITAGE LIFE INS CO	7,663	0.16%	98.76%
27	L	69272	IBEXIS LIFE & ANN INS CO	7,460	0.15%	98.91%
28	L	588	KANSAS CITY LIFE INS GRP	7,394	0.15%	99.07%
29	L	261	MUTUAL OF OMAHA GRP	7,236	0.15%	99.22%
30	L	615	BENEFICIAL LIFE GRP	5,043	0.10%	99.32%
31	L	458	DAI-ICHI LIFE HOLDINGS INC GRP	4,175	0.09%	99.41%
32	L	707	UNITEDHEALTH GRP	3,862	0.08%	99.49%
33	L	4213	WILTON RE GRP	3,208	0.07%	99.55%
34	L	449	FINANCIAL HOLDINGS GRP	3,068	0.06%	99.62%
35	L	370	AFLAC GRP	2,847	0.06%	99.67%
36	L	872	BANNER LIFE GRP	2,389	0.05%	99.72%
37	L	836	WEST SOUTHERN GRP	1,979	0.04%	99.76%
38	L	3891	GLOBAL ATLANTIC GRP	1,560	0.03%	99.80%
39	L	769	GREAT WEST GRP	1,348	0.03%	99.82%
40	L	4832	VOYA FINANCIAL GRP	1,330	0.03%	99.85%
41	L	429	GUARDIAN LIFE GRP	1,194	0.02%	99.88%
42	L	4862	ASSURITY GRP	1,082	0.02%	99.90%
43	L	542	INDIANA FARM BUREAU GRP	994	0.02%	99.92%
44	L	4734	APOLLO GLOBAL MGMT GRP	835	0.02%	99.94%
45	L	670	FIDELITY NATL FIN INC GRP	816	0.02%	99.95%
46	L	4947	PROSPERITY LIFE INS GRP	550	0.01%	99.96%
47	L	181	SWISS RE GRP	472	0.01%	99.97%
48	L	5014	EVERLAKE HOLDINGS GRP	436	0.01%	99.98%
49	L	56014	THRIVENT FINANCIAL FOR LUTHERANS	252	0.01%	99.99%
50	L	431	SAMMONS ENTERPRISES GRP	243	0.01%	99.99%
51	L	169	SENTRY INS GRP	150	- %	100.00%
52	L	315	INDUSTRIAL ALLIANCE GRP	132	- %	100.00%
53	L	826	NEW YORK LIFE GRP	26	- %	100.00%
			TOTAL	4,848,364	100.00%	100.00%

Life Insurance Industry
Life/Health and Fraternal Insurers
2022 Market Share Report - Total Premium
Life Insurance

Guam

Rank	Business Type	Group/ Company Code	Group/Company Name	Direct Written Premium	Market Share	Cumulative Market Share
1	L	1348	MEIJI YASUDA LIFE INS GRP	11,859,442	20.39%	20.39%
2	L	431	SAMMONS ENTERPRISES GRP	7,051,103	12.12%	32.52%
3	L	4992	RESOLUTION LIFE US HOLDINGS GRP	5,908,283	10.16%	42.67%
4	L	468	AEGON US HOLDING GRP	4,316,028	7.42%	50.10%
5	L	20	LINCOLN NATL GRP	3,108,846	5.35%	55.44%
6	L	8	ALLSTATE INS GRP	2,631,537	4.52%	59.97%
7	L	4750	PRIMERICA GRP	2,568,014	4.42%	64.38%
8	L	241	METROPOLITAN GRP	2,301,941	3.96%	68.34%
9	L	2858	HOMESHIELD CAPITAL GRP	2,194,063	3.77%	72.11%
10	L	370	AFLAC GRP	2,067,723	3.56%	75.67%
11	L	60246	NETCARE LIFE & HLTH INS CO	1,575,378	2.71%	78.38%
12	L	408	BROOKFIELD ASSET MGMT REINS PARTNERS	1,438,271	2.47%	80.85%
13	L	304	PRUDENTIAL OF AMER GRP	1,112,793	1.91%	82.76%
14	L	4213	WILTON RE GRP	1,000,653	1.72%	84.48%
15	L	826	NEW YORK LIFE GRP	961,367	1.65%	86.14%
16	L	869	MINNESOTA MUT GRP	867,322	1.49%	87.63%
17	L	69310	SURETY LIFE INS CO	729,269	1.25%	88.88%
18	L	904	JOHN HANCOCK GRP	636,688	1.09%	89.98%
19	L	690	CENTRAL STATES GRP	588,615	1.01%	90.99%
20	L	4925	KUVARE GRP	526,086	0.90%	91.89%
21	L	233	CNO FINANCIAL GRP	520,559	0.90%	92.79%
22	L	91	HARTFORD FIRE & CAS GRP	457,832	0.79%	93.58%
23	L	77879	5 STAR LIFE INS CO	330,187	0.57%	94.14%
24	L	290	GLOBE LIFE INC GRP	321,901	0.55%	94.70%
25	L	315	INDUSTRIAL ALLIANCE GRP	300,130	0.52%	95.21%
26	L	629	PLATEAU GRP	297,694	0.51%	95.72%
27	L	4832	VOYA FINANCIAL GRP	219,124	0.38%	96.10%
28	L	670	FIDELITY NATL FIN INC GRP	184,636	0.32%	96.42%
29	L	200	UNITED SERV AUTOMOBILE ASSN GRP	182,564	0.31%	96.73%
30	L	473	AMERICAN FAMILY INS GRP	174,490	0.30%	97.03%
31	L	4888	STERLING FINANCIAL INS GRP INC	131,642	0.23%	97.26%
32	L	4877	TWA & AMFI CORP GRP	128,240	0.22%	97.48%
33	L	12	AMERICAN INTL GRP	100,110	0.17%	97.65%
34	L	435	MASS MUT LIFE INS GRP	89,598	0.15%	97.81%
35	L	918	JACKSON NATL GRP	85,043	0.15%	97.95%
36	L	176	STATE FARM GRP	84,992	0.15%	98.10%
37	L	58033	KNIGHTS OF COLUMBUS	83,547	0.14%	98.24%
38	L	458	DAI-ICHI LIFE HOLDINGS INC GRP	82,035	0.14%	98.38%
39	L	704	CONSTELLATION INS HOLDINGS GRP	73,992	0.13%	98.51%
40	L	449	FINANCIAL HOLDINGS GRP	73,585	0.13%	98.64%
41	L	4712	GPM LIFE GRP	71,259	0.12%	98.76%
42	L	836	WEST SOUTHERN GRP	60,433	0.10%	98.86%
43	L	330	AMERICAN FIDELITY CORP GRP	53,827	0.09%	98.96%
44	L	261	MUTUAL OF OMAHA GRP	51,782	0.09%	99.04%
45	L	306	TRUSTAGE GRP	50,998	0.09%	99.13%
46	L	62928	EMC NATL LIFE CO	47,700	0.08%	99.21%
47	L	4965	EQUITABLE HOLDINGS INC GRP	46,162	0.08%	99.29%
48	L	4011	GENWORTH FIN GRP	44,575	0.08%	99.37%
49	L	3891	GLOBAL ATLANTIC GRP	38,815	0.07%	99.44%
50	L	4941	NATIONAL WESTERN LIFE GRP	37,083	0.06%	99.50%
51	L	769	GREAT WEST GRP	35,612	0.06%	99.56%
52	L	4932	BRIGHTHOUSE HOLDINGS GRP	30,284	0.05%	99.61%
53	L	4853	AAA LIFE GRP	25,579	0.04%	99.66%
54	L	5026	21ST CENTURY LIFE & HEALTH CO GRP	15,492	0.03%	99.68%
55	L	535	COLUMBIAN LIFE GRP	14,925	0.03%	99.71%
56	L	4	AMERIPRISE FIN GRP	14,825	0.03%	99.74%
57	L	4862	ASSURITY GRP	12,447	0.02%	99.76%
58	L	140	NATIONWIDE CORP GRP	11,976	0.02%	99.78%
59	L	4926	TALCOTT HOLDINGS GRP	10,084	0.02%	99.79%
60	L	588	KANSAS CITY LIFE INS GRP	9,378	0.02%	99.81%
61	L	4890	SBL HOLDINGS GRP	8,639	0.01%	99.83%
62	L	5014	EVERLAKE HOLDINGS GRP	8,289	0.01%	99.84%
63	L	4639	RGA INC GRP	7,917	0.01%	99.85%

**Life Insurance Industry
Life/Health and Fraternal Insurers
2022 Market Share Report - Total Premium
Life Insurance**

Guam

Rank	Business Type	Group/ Company Code	Group/Company Name	Direct Written Premium	Market Share	Cumulative Market Share
64	L	525	PAN AMER LIFE GRP	7,350	0.01%	99.87%
65	L	872	BANNER LIFE GRP	7,344	0.01%	99.88%
66	L	565	UNUM GRP	7,021	0.01%	99.89%
67	L	4855	SUMITOMO LIFE INS GRP	6,215	0.01%	99.90%
68	L	4736	GGC GRP	5,552	0.01%	99.91%
69	L	761	ALLIANZ INS GRP	4,422	0.01%	99.92%
70	L	57320	WOODMEN WORLD LIFE INS SOC	4,112	0.01%	99.93%
71	L	300	HORACE MANN GRP	3,895	0.01%	99.93%
72	L	67180	OHIO STATE LIFE INS CO	3,600	0.01%	99.94%
73	L	63290	FIDELITY LIFE ASSN A LEGAL RESERVE L	3,453	0.01%	99.94%
74	L	581	BOSTON MUT GRP	3,280	0.01%	99.95%
75	L	69272	IBEXIS LIFE & ANN INS CO	2,976	0.01%	99.96%
76	L	4734	APOLLO GLOBAL MGMT GRP	2,721	- %	99.96%
77	L	244	CINCINNATI FIN GRP	2,664	- %	99.96%
78	L	56014	THRIVENT FINANCIAL FOR LUTHERANS	1,863	- %	99.97%
79	L	943	AMERITAS MUT HOLDING GRP	1,846	- %	99.97%
80	L	1211	NATIONAL GUARDIAN LIFE INS GRP	1,624	- %	99.97%
81	L	574	AMERCO CORP GRP	1,274	- %	99.98%
82	L	1295	CENTENE CORP GRP	1,089	- %	99.98%
83	L	56030	CATHOLIC FINANCIAL LIFE	1,082	- %	99.98%
84	L	4903	CALTON HOLDINGS GRP	1,063	- %	99.98%
85	L	901	CIGNA HLTH GRP	1,056	- %	99.98%
86	L	626	CHUBB LTD GRP	874	- %	99.99%
87	L	4947	PROSPERITY LIFE INS GRP	780	- %	99.99%
88	L	4794	GROUP 1001 INS HOLDINGS GRP	737	- %	99.99%
89	L	454	SECURITY NATL GRP	720	- %	99.99%
90	L	615	BENEFICIAL LIFE GRP	683	- %	99.99%
91	L	513	IOWA FARM BUREAU GRP	651	- %	99.99%
92	L	3527	AMERICAN ENTERPRISE MUT GRP	630	- %	99.99%
93	L	57487	CATHOLIC ORDER OF FORESTERS	523	- %	99.99%
94	L	65927	LINCOLN HERITAGE LIFE INS CO	516	- %	99.99%
95	L	707	UNITEDHEALTH GRP	512	- %	99.99%
96	L	68772	SECURITY MUT LIFE INS CO OF NY	497	- %	100.00%
97	L	344	CHURCH PENSION FUND GRP	470	- %	100.00%
98	L	181	SWISS RE GRP	461	- %	100.00%
99	L	5021	ONEMAIN HOLDINGS INC GRP	458	- %	100.00%
100	L	549	SUN LIFE FINANCIAL INC GRP	429	- %	100.00%
101	L	4553	SAVINGS BANK LIFE GRP	375	- %	100.00%
102	L	709	PACIFIC LIFE GRP	165	- %	100.00%
103	L	619	ONEAMERICA FIN PARTNERS GRP	136	- %	100.00%
104	L	57657	ROYAL NEIGHBORS OF AMER	27	- %	100.00%
			TOTAL	58,158,488	100.00%	100.00%

Life Insurance Industry
Life/Health and Fraternal Insurers
2022 Market Share Report - Total Premium
Life Insurance

Puerto Rico

Rank	Business Type	Group/ Company Code	Group/Company Name	Direct Written Premium	Market Share	Cumulative Market Share
1	L	536	GUIDEWELL MUT HOLDING GRP	145,878,655	24.08%	24.08%
2	L	435	MASS MUT LIFE INS GRP	90,662,046	14.97%	39.05%
3	L	20	LINCOLN NATL GRP	41,616,995	6.87%	45.92%
4	L	79715	COOPERATIVA DE SEGUROS DE VIDA	35,236,734	5.82%	51.74%
5	L	4965	EQUITABLE HOLDINGS INC GRP	34,468,074	5.69%	57.43%
6	L	4750	PRIMERICA GRP	27,281,593	4.50%	61.93%
7	L	408	BROOKFIELD ASSET MGMT REINS PARTNERS	23,907,469	3.95%	65.88%
8	L	468	AEGON US HOLDING GRP	20,219,600	3.34%	69.22%
9	L	261	MUTUAL OF OMAHA GRP	19,599,550	3.24%	72.46%
10	L	4804	MULTINATIONAL GRP	16,064,177	2.65%	75.11%
11	L	19	ASSURANT INC GRP	15,292,439	2.52%	77.63%
12	L	71	UNIVERSAL INS CO GRP	14,223,889	2.35%	79.98%
13	L	241	METROPOLITAN GRP	11,904,093	1.97%	81.95%
14	L	904	JOHN HANCOCK GRP	10,055,266	1.66%	83.61%
15	L	315	INDUSTRIAL ALLIANCE GRP	9,324,498	1.54%	85.15%
16	L	826	NEW YORK LIFE GRP	8,781,920	1.45%	86.60%
17	L	4932	BRIGHTHOUSE HOLDINGS GRP	8,298,133	1.37%	87.97%
18	L	91	HARTFORD FIRE & CAS GRP	7,966,256	1.32%	89.28%
19	L	306	TRUSTAGE GRP	6,381,704	1.05%	90.33%
20	L	431	SAMMONS ENTERPRISES GRP	5,726,940	0.95%	91.28%
21	L	304	PRUDENTIAL OF AMER GRP	5,192,216	0.86%	92.14%
22	L	704	CONSTELLATION INS HOLDINGS GRP	5,143,579	0.85%	92.99%
23	L	58033	KNIGHTS OF COLUMBUS	4,905,169	0.81%	93.80%
24	L	4832	VOYA FINANCIAL GRP	2,757,685	0.46%	94.25%
25	L	1301	MEDICAL CARD SYSTEM INC GRP	2,514,003	0.42%	94.67%
26	L	449	FINANCIAL HOLDINGS GRP	2,352,720	0.39%	95.05%
27	L	12	AMERICAN INTL GRP	2,342,316	0.39%	95.44%
28	L	869	MINNESOTA MUT GRP	2,186,492	0.36%	95.80%
29	L	709	PACIFIC LIFE GRP	2,171,339	0.36%	96.16%
30	L	458	DAI-ICHI LIFE HOLDINGS INC GRP	2,139,360	0.35%	96.51%
31	L	3891	GLOBAL ATLANTIC GRP	1,763,045	0.29%	96.81%
32	L	77879	5 STAR LIFE INS CO	1,547,333	0.26%	97.06%
33	L	411	MAPFRE INS GRP	1,084,099	0.18%	97.24%
34	L	670	FIDELITY NATL FIN INC GRP	1,080,382	0.18%	97.42%
35	L	581	BOSTON MUT GRP	965,103	0.16%	97.58%
36	L	233	CNO FINANCIAL GRP	890,153	0.15%	97.72%
37	L	549	SUN LIFE FINANCIAL INC GRP	774,918	0.13%	97.85%
38	L	4970	TRANS OCEANIC GRP INC	771,949	0.13%	97.98%
39	L	370	AFLAC GRP	729,721	0.12%	98.10%
40	L	525	PAN AMER LIFE GRP	707,424	0.12%	98.22%
41	L	850	PENN MUT GRP	704,445	0.12%	98.33%
42	L	761	ALLIANZ INS GRP	699,128	0.12%	98.45%
43	L	943	AMERITAS MUT HOLDING GRP	644,705	0.11%	98.56%
44	L	8	ALLSTATE INS GRP	615,210	0.10%	98.66%
45	L	769	GREAT WEST GRP	588,636	0.10%	98.75%
46	L	140	NATIONWIDE CORP GRP	522,352	0.09%	98.84%
47	L	918	JACKSON NATL GRP	494,404	0.08%	98.92%
48	L	565	UNUM GRP	493,569	0.08%	99.00%
49	L	626	CHUBB LTD GRP	427,260	0.07%	99.07%
50	L	200	UNITED SERV AUTOMOBILE ASSN GRP	389,044	0.06%	99.14%
51	L	119	HUMANA GRP	381,125	0.06%	99.20%
52	L	4941	NATIONAL WESTERN LIFE GRP	363,668	0.06%	99.26%
53	L	87394	MARQUETTE IND & LIFE INS CO	334,655	0.06%	99.32%
54	L	4992	RESOLUTION LIFE US HOLDINGS GRP	322,234	0.05%	99.37%
55	L	65927	LINCOLN HERITAGE LIFE INS CO	271,246	0.04%	99.41%
56	L	4736	GGC GRP	268,598	0.04%	99.46%
57	L	290	GLOBE LIFE INC GRP	254,309	0.04%	99.50%
58	L	836	WEST SOUTHERN GRP	248,965	0.04%	99.54%
59	L	429	GUARDIAN LIFE GRP	230,706	0.04%	99.58%
60	L	176	STATE FARM GRP	228,004	0.04%	99.62%
61	L	1216	TIAA FAMILY GRP	188,135	0.03%	99.65%
62	L	634	NATIONAL LIFE GRP	185,478	0.03%	99.68%
63	L	4213	WILTON RE GRP	183,446	0.03%	99.71%

Life Insurance Industry
Life/Health and Fraternal Insurers
2022 Market Share Report - Total Premium
Life Insurance

Puerto Rico

Rank	Business Type	Group/ Company Code	Group/Company Name	Direct Written Premium	Market Share	Cumulative Market Share
64	L	901	CIGNA HLTH GRP	182,096	0.03%	99.74%
65	L	619	ONEAMERICA FIN PARTNERS GRP	161,106	0.03%	99.77%
66	L	4	AMERIPRISE FIN GRP	160,075	0.03%	99.79%
67	L	4947	PROSPERITY LIFE INS GRP	136,800	0.02%	99.82%
68	L	1	CVS GRP	101,618	0.02%	99.83%
69	L	344	CHURCH PENSION FUND GRP	90,016	0.01%	99.85%
70	L	535	COLUMBIAN LIFE GRP	77,717	0.01%	99.86%
71	L	588	KANSAS CITY LIFE INS GRP	75,028	0.01%	99.87%
72	L	4011	GENWORTH FIN GRP	68,907	0.01%	99.88%
73	L	872	BANNER LIFE GRP	66,739	0.01%	99.89%
74	L	68772	SECURITY MUT LIFE INS CO OF NY	65,021	0.01%	99.91%
75	L	4925	KUVARE GRP	64,877	0.01%	99.92%
76	L	4794	GROUP 1001 INS HOLDINGS GRP	50,980	0.01%	99.92%
77	L	4926	TALCOTT HOLDINGS GRP	50,159	0.01%	99.93%
78	L	5014	EVERLAKE HOLDINGS GRP	46,071	0.01%	99.94%
79	L	4853	AAA LIFE GRP	44,884	0.01%	99.95%
80	L	276	TRUSTMARK MUT HOLDING CO GRP	23,113	- %	99.95%
81	L	4712	GPM LIFE GRP	20,574	- %	99.95%
82	L	687	GUARANTEE TRUST GRP	19,939	- %	99.96%
83	L	4553	SAVINGS BANK LIFE GRP	19,688	- %	99.96%
84	L	4877	TWA & AMFI CORP GRP	19,008	- %	99.96%
85	L	332	PRINCIPAL FIN GRP	15,913	- %	99.97%
86	L	781	UNION LABOR GRP	14,597	- %	99.97%
87	L	1211	NATIONAL GUARDIAN LIFE INS GRP	13,210	- %	99.97%
88	L	707	UNITEDHEALTH GRP	11,217	- %	99.97%
89	L	68896	SOUTHERN FARM BUREAU LIFE INS CO	11,052	- %	99.98%
90	L	1117	MANHATTAN LIFE GRP	9,311	- %	99.98%
91	L	1295	CENTENE CORP GRP	9,242	- %	99.98%
92	L	4862	ASSURITY GRP	8,780	- %	99.98%
93	L	4855	SUMITOMO LIFE INS GRP	8,331	- %	99.98%
94	L	63290	FIDELITY LIFE ASSN A LEGAL RESERVE L	7,882	- %	99.98%
95	L	4639	RGA INC GRP	7,424	- %	99.98%
96	L	57320	WOODMEN WORLD LIFE INS SOC	7,113	- %	99.98%
97	L	56014	THRIVENT FINANCIAL FOR LUTHERANS	6,400	- %	99.99%
98	L	57657	ROYAL NEIGHBORS OF AMER	5,085	- %	99.99%
99	L	4734	APOLLO GLOBAL MGMT GRP	4,915	- %	99.99%
100	L	69272	IBEXIS LIFE & ANN INS CO	4,629	- %	99.99%
101	L	56030	CATHOLIC FINANCIAL LIFE	4,478	- %	99.99%
102	L	330	AMERICAN FIDELITY CORP GRP	4,474	- %	99.99%
103	L	4903	CALTON HOLDINGS GRP	4,469	- %	99.99%
104	L	67180	OHIO STATE LIFE INS CO	4,376	- %	99.99%
105	L	574	AMERCO CORP GRP	4,200	- %	99.99%
106	L	4890	SBL HOLDINGS GRP	4,087	- %	99.99%
107	L	244	CINCINNATI FIN GRP	3,806	- %	99.99%
108	L	61212	BALTIMORE LIFE INS CO	3,763	- %	99.99%
109	L	64580	ILLINOIS MUT LIFE INS CO	3,079	- %	99.99%
110	L	291	ENCOVA MUT INS GRP	2,505	- %	99.99%
111	L	1348	MEIJI YASUDA LIFE INS GRP	2,481	- %	100.00%
112	L	454	SECURITY NATL GRP	2,426	- %	100.00%
113	L	181	SWISS RE GRP	2,125	- %	100.00%
114	L	56456	UNITED STATES LETTER CARRIERS MUT BE	2,034	- %	100.00%
115	L	69310	SURETY LIFE INS CO	1,943	- %	100.00%
116	L	4966	INSURANCE CAPITAL GRP	1,773	- %	100.00%
117	L	542	INDIANA FARM BUREAU GRP	1,655	- %	100.00%
118	L	3527	AMERICAN ENTERPRISE MUT GRP	1,508	- %	100.00%
119	L	5021	ONEMAIN HOLDINGS INC GRP	1,432	- %	100.00%
120	L	169	SENTRY INS GRP	1,333	- %	100.00%
121	L	280	AUTO OWNERS GRP	1,191	- %	100.00%
122	L	60445	SAGICOR LIFE INS CO	1,183	- %	100.00%
123	L	513	IOWA FARM BUREAU GRP	1,025	- %	100.00%
124	L	63819	UNITY FINANCIAL LIFE INS CO	931	- %	100.00%
125	L	57010	WILLIAM PENN ASSN	916	- %	100.00%
			TOTAL	605,708,507	100.00%	100.00%

Life Insurance Industry
Life/Health and Fraternal Insurers
2022 Market Share Report - Total Premium
Life Insurance

U.S. Virgin Islands

Rank	Business Type	Group/ Company Code	Group/Company Name	Direct Written Premium	Market Share	Cumulative Market Share
1	L	1348	MEIJI YASUDA LIFE INS GRP	12,025,413	36.71%	36.71%
2	L	826	NEW YORK LIFE GRP	4,536,242	13.85%	50.56%
3	L	431	SAMMONS ENTERPRISES GRP	3,074,262	9.39%	59.95%
4	L	261	MUTUAL OF OMAHA GRP	1,562,246	4.77%	64.72%
5	L	241	METROPOLITAN GRP	1,474,968	4.50%	69.22%
6	L	20	LINCOLN NATL GRP	1,203,924	3.68%	72.89%
7	L	707	UNITEDHEALTH GRP	1,139,346	3.48%	76.37%
8	L	19	ASSURANT INC GRP	1,014,174	3.10%	79.47%
9	L	370	AFLAC GRP	738,137	2.25%	81.72%
10	L	233	CNO FINANCIAL GRP	508,940	1.55%	83.28%
11	L	306	TRUSTAGE GRP	389,337	1.19%	84.46%
12	L	536	GUIDEWELL MUT HOLDING GRP	325,863	0.99%	85.46%
13	L	68772	SECURITY MUT LIFE INS CO OF NY	296,357	0.90%	86.36%
14	L	468	AEGON US HOLDING GRP	268,246	0.82%	87.18%
15	L	4925	KUVARE GRP	262,925	0.80%	87.99%
16	L	904	JOHN HANCOCK GRP	252,725	0.77%	88.76%
17	L	4941	NATIONAL WESTERN LIFE GRP	242,608	0.74%	89.50%
18	L	4932	BRIGHTHOUSE HOLDINGS GRP	235,944	0.72%	90.22%
19	L	69310	SURETY LIFE INS CO	212,347	0.65%	90.87%
20	L	4750	PRIMERICA GRP	211,135	0.64%	91.51%
21	L	4965	EQUITABLE HOLDINGS INC GRP	174,625	0.53%	92.04%
22	L	315	INDUSTRIAL ALLIANCE GRP	166,734	0.51%	92.55%
23	L	69418	SOUTHERN FINANCIAL LIFE INS CO	160,946	0.49%	93.04%
24	L	458	DAI-ICHI LIFE HOLDINGS INC GRP	149,001	0.45%	93.50%
25	L	12	AMERICAN INTL GRP	141,721	0.43%	93.93%
26	L	634	NATIONAL LIFE GRP	131,286	0.40%	94.33%
27	L	200	UNITED SERV AUTOMOBILE ASSN GRP	126,996	0.39%	94.72%
28	L	304	PRUDENTIAL OF AMER GRP	119,842	0.37%	95.09%
29	L	670	FIDELITY NATL FIN INC GRP	105,971	0.32%	95.41%
30	L	449	FINANCIAL HOLDINGS GRP	98,216	0.30%	95.71%
31	L	176	STATE FARM GRP	95,539	0.29%	96.00%
32	L	4213	WILTON RE GRP	84,256	0.26%	96.26%
33	L	3891	GLOBAL ATLANTIC GRP	83,207	0.25%	96.51%
34	L	8	ALLSTATE INS GRP	81,835	0.25%	96.76%
35	L	4992	RESOLUTION LIFE US HOLDINGS GRP	69,654	0.21%	96.97%
36	L	709	PACIFIC LIFE GRP	63,651	0.19%	97.17%
37	L	4011	GENWORTH FIN GRP	61,761	0.19%	97.36%
38	L	1	CVS GRP	60,457	0.18%	97.54%
39	L	943	AMERITAS MUT HOLDING GRP	58,261	0.18%	97.72%
40	L	901	CIGNA HLTH GRP	52,793	0.16%	97.88%
41	L	435	MASS MUT LIFE INS GRP	48,282	0.15%	98.03%
42	L	549	SUN LIFE FINANCIAL INC GRP	47,298	0.14%	98.17%
43	L	140	NATIONWIDE CORP GRP	47,157	0.14%	98.32%
44	L	290	GLOBE LIFE INC GRP	37,793	0.12%	98.43%
45	L	918	JACKSON NATL GRP	36,466	0.11%	98.54%
46	L	869	MINNESOTA MUT GRP	35,814	0.11%	98.65%
47	L	872	BANNER LIFE GRP	29,663	0.09%	98.74%
48	L	525	PAN AMER LIFE GRP	29,123	0.09%	98.83%
49	L	4	AMERIPRISE FIN GRP	28,920	0.09%	98.92%
50	L	1216	TIAA FAMILY GRP	27,962	0.09%	99.01%
51	L	4832	VOYA FINANCIAL GRP	27,791	0.08%	99.09%
52	L	769	GREAT WEST GRP	23,222	0.07%	99.16%
53	L	244	CINCINNATI FIN GRP	22,465	0.07%	99.23%
54	L	836	WEST SOUTHERN GRP	21,256	0.06%	99.30%
55	L	5014	EVERLAKE HOLDINGS GRP	19,249	0.06%	99.35%
56	L	619	ONEAMERICA FIN PARTNERS GRP	16,331	0.05%	99.40%
57	L	565	UNUM GRP	15,751	0.05%	99.45%
58	L	3098	TOKIO MARINE HOLDINGS INC GRP	13,906	0.04%	99.49%
59	L	411	MAPFRE INS GRP	11,948	0.04%	99.53%
60	L	65927	LINCOLN HERITAGE LIFE INS CO	10,761	0.03%	99.56%
61	L	4853	AAA LIFE GRP	10,670	0.03%	99.60%
62	L	344	CHURCH PENSION FUND GRP	10,605	0.03%	99.63%
63	L	4903	CALTON HOLDINGS GRP	10,100	0.03%	99.66%

Life Insurance Industry
Life/Health and Fraternal Insurers
2022 Market Share Report - Total Premium
Life Insurance

U.S. Virgin Islands

Rank	Business Type	Group/ Company Code	Group/Company Name	Direct Written Premium	Market Share	Cumulative Market Share
64	L	408	BROOKFIELD ASSET MGMT REINS PARTNERS	8,455	0.03%	99.69%
65	L	535	COLUMBIAN LIFE GRP	7,526	0.02%	99.71%
66	L	300	HORACE MANN GRP	6,733	0.02%	99.73%
67	L	4553	SAVINGS BANK LIFE GRP	6,608	0.02%	99.75%
68	L	429	GUARDIAN LIFE GRP	5,852	0.02%	99.77%
69	L	917	HCSC GRP	5,628	0.02%	99.78%
70	L	4736	GGC GRP	5,612	0.02%	99.80%
71	L	50	COUNTRY INS & FIN SERV GRP	4,601	0.01%	99.82%
72	L	4926	TALCOTT HOLDINGS GRP	3,873	0.01%	99.83%
73	L	56030	CATHOLIC FINANCIAL LIFE	3,849	0.01%	99.84%
74	L	56014	THRIVENT FINANCIAL FOR LUTHERANS	3,504	0.01%	99.85%
75	L	581	BOSTON MUT GRP	3,157	0.01%	99.86%
76	L	91	HARTFORD FIRE & CAS GRP	2,927	0.01%	99.87%
77	L	63290	FIDELITY LIFE ASSN A LEGAL RESERVE L	2,884	0.01%	99.88%
78	L	181	SWISS RE GRP	2,773	0.01%	99.89%
79	L	64580	ILLINOIS MUT LIFE INS CO	2,733	0.01%	99.89%
80	L	542	INDIANA FARM BUREAU GRP	2,559	0.01%	99.90%
81	L	4855	SUMITOMO LIFE INS GRP	2,243	0.01%	99.91%
82	L	280	AUTO OWNERS GRP	2,209	0.01%	99.92%
83	L	77879	5 STAR LIFE INS CO	2,091	0.01%	99.92%
84	L	330	AMERICAN FIDELITY CORP GRP	2,014	0.01%	99.93%
85	L	4947	PROSPERITY LIFE INS GRP	1,992	0.01%	99.93%
86	L	588	KANSAS CITY LIFE INS GRP	1,803	0.01%	99.94%
87	L	58033	KNIGHTS OF COLUMBUS	1,677	0.01%	99.94%
88	L	123	SHELTER INS GRP	1,646	0.01%	99.95%
89	L	704	CONSTELLATION INS HOLDINGS GRP	1,628	- %	99.95%
90	L	276	TRUSTMARK MUT HOLDING CO GRP	1,493	- %	99.96%
91	L	5038	MIDWEST HOLDINGS INC GRP	1,412	- %	99.96%
92	L	761	ALLIANZ INS GRP	1,323	- %	99.97%
93	L	60542	AMERICAN HOME LIFE INS CO	1,291	- %	99.97%
94	L	513	IOWA FARM BUREAU GRP	1,220	- %	99.97%
95	L	574	AMERCO CORP GRP	1,200	- %	99.98%
96	L	350	GENERAL ELECTRIC GRP	1,198	- %	99.98%
97	L	57657	ROYAL NEIGHBORS OF AMER	1,154	- %	99.99%
98	L	4862	ASSURITY GRP	1,138	- %	99.99%
99	L	1211	NATIONAL GUARDIAN LIFE INS GRP	913	- %	99.99%
100	L	454	SECURITY NATL GRP	600	- %	99.99%
101	L	291	ENCOVA MUT INS GRP	407	- %	100.00%
102	L	169	SENTRY INS GRP	313	- %	100.00%
103	L	215	KEMPER CORP GRP	294	- %	100.00%
104	L	781	UNION LABOR GRP	272	- %	100.00%
105	L	3527	AMERICAN ENTERPRISE MUT GRP	162	- %	100.00%
106	L	687	GUARANTEE TRUST GRP	148	- %	100.00%
107	L	5016	AQUARIAN INS HOLDINGS GRP	142	- %	100.00%
108	L	4890	SBL HOLDINGS GRP	138	- %	100.00%
109	L	57320	WOODMEN WORLD LIFE INS SOC	118	- %	100.00%
110	L	4734	APOLLO GLOBAL MGMT GRP	32	- %	100.00%
			TOTAL	32,755,969	100.00%	100.00%

Life Insurance Industry
Life/Health and Fraternal Insurers
2022 Market Share Report - Total Premium
Life Insurance

Northern Mariana Islands

Rank	Business Type	Group/ Company Code	Group/Company Name	Direct Written Premium	Market Share	Cumulative Market Share
1	L	2858	HOMESHIELD CAPITAL GRP	5,895,327	67.05%	67.05%
2	L	60246	NETCARE LIFE & HLTH INS CO	826,067	9.39%	76.44%
3	L	241	METROPOLITAN GRP	629,197	7.16%	83.60%
4	L	1348	MEIJI YASUDA LIFE INS GRP	355,634	4.04%	87.64%
5	L	4750	PRIMERICA GRP	198,964	2.26%	89.91%
6	L	431	SAMMONS ENTERPRISES GRP	172,299	1.96%	91.86%
7	L	408	BROOKFIELD ASSET MGMT REINS PARTNERS	159,705	1.82%	93.68%
8	L	20	LINCOLN NATL GRP	107,168	1.22%	94.90%
9	L	629	PLATEAU GRP	97,098	1.10%	96.00%
10	L	4736	GGC GRP	83,735	0.95%	96.96%
11	L	690	CENTRAL STATES GRP	69,135	0.79%	97.74%
12	L	4888	STERLING FINANCIAL INS GRP INC	43,461	0.49%	98.24%
13	L	4712	GPM LIFE GRP	18,834	0.21%	98.45%
14	L	12	AMERICAN INTL GRP	15,451	0.18%	98.63%
15	L	836	WEST SOUTHERN GRP	13,090	0.15%	98.78%
16	L	4011	GENWORTH FIN GRP	11,733	0.13%	98.91%
17	L	4941	NATIONAL WESTERN LIFE GRP	10,230	0.12%	99.03%
18	L	233	CNO FINANCIAL GRP	8,904	0.10%	99.13%
19	L	176	STATE FARM GRP	8,033	0.09%	99.22%
20	L	315	INDUSTRIAL ALLIANCE GRP	6,989	0.08%	99.30%
21	L	4213	WILTON RE GRP	6,890	0.08%	99.38%
22	L	140	NATIONWIDE CORP GRP	6,541	0.07%	99.45%
23	L	826	NEW YORK LIFE GRP	4,285	0.05%	99.50%
24	L	69310	SURETY LIFE INS CO	4,200	0.05%	99.55%
25	L	458	DAI-ICHI LIFE HOLDINGS INC GRP	4,180	0.05%	99.59%
26	L	370	AFLAC GRP	3,749	0.04%	99.64%
27	L	4877	TWA & AMFI CORP GRP	3,572	0.04%	99.68%
28	L	261	MUTUAL OF OMAHA GRP	3,398	0.04%	99.72%
29	L	4965	EQUITABLE HOLDINGS INC GRP	3,381	0.04%	99.75%
30	L	290	GLOBE LIFE INC GRP	3,271	0.04%	99.79%
31	L	468	AEGON US HOLDING GRP	3,203	0.04%	99.83%
32	L	181	SWISS RE GRP	3,120	0.04%	99.86%
33	L	449	FINANCIAL HOLDINGS GRP	2,861	0.03%	99.90%
34	L	77879	5 STAR LIFE INS CO	2,449	0.03%	99.92%
35	L	306	TRUSTAGE GRP	1,764	0.02%	99.94%
36	L	3891	GLOBAL ATLANTIC GRP	1,419	0.02%	99.96%
37	L	4	AMERIPRISE FIN GRP	795	0.01%	99.97%
38	L	8	ALLSTATE INS GRP	623	0.01%	99.98%
39	L	58033	KNIGHTS OF COLUMBUS	533	0.01%	99.98%
40	L	4932	BRIGHTHOUSE HOLDINGS GRP	460	0.01%	99.99%
41	L	565	UNUM GRP	344	- %	99.99%
42	L	707	UNITEDHEALTH GRP	300	- %	100.00%
43	L	56014	THRIVENT FINANCIAL FOR LUTHERANS	168	- %	100.00%
44	L	4553	SAVINGS BANK LIFE GRP	154	- %	100.00%
45	L	57320	WOODMEN WORLD LIFE INS SOC	79	- %	100.00%
			TOTAL	8,792,793	100.00%	100.00%

Life Insurance Industry
Life/Health and Fraternal Insurers
2022 Market Share Report - Total Premium
Life Insurance

Canada

Rank	Business Type	Group/ Company Code	Group/Company Name	Direct Written Premium	Market Share	Cumulative Market Share
1	L	58033	KNIGHTS OF COLUMBUS	131,839,916	26.24%	26.24%
2	L	19	ASSURANT INC GRP	131,764,518	26.22%	52.46%
3	L	290	GLOBE LIFE INC GRP	115,924,948	23.07%	75.53%
4	L	826	NEW YORK LIFE GRP	49,059,470	9.76%	85.29%
5	L	468	AEGON US HOLDING GRP	17,581,129	3.50%	88.79%
6	L	241	METROPOLITAN GRP	16,313,275	3.25%	92.04%
7	L	5021	ONEMAIN HOLDINGS INC GRP	13,555,519	2.70%	94.74%
8	L	626	CHUBB LTD GRP	5,254,225	1.05%	95.78%
9	L	860	NORTHWESTERN MUT GRP	3,908,357	0.78%	96.56%
10	L	93777	REVOL ONE INS CO	2,200,875	0.44%	97.00%
11	L	435	MASS MUT LIFE INS GRP	1,607,472	0.32%	97.32%
12	L	332	PRINCIPAL FIN GRP	1,374,691	0.27%	97.59%
13	L	4992	RESOLUTION LIFE US HOLDINGS GRP	1,348,485	0.27%	97.86%
14	L	904	JOHN HANCOCK GRP	1,120,521	0.22%	98.08%
15	L	458	DAI-ICHI LIFE HOLDINGS INC GRP	1,109,280	0.22%	98.30%
16	L	304	PRUDENTIAL OF AMER GRP	768,635	0.15%	98.46%
17	L	901	CIGNA HLTH GRP	654,929	0.13%	98.59%
18	L	869	MINNESOTA MUT GRP	562,859	0.11%	98.70%
19	L	4926	TALCOTT HOLDINGS GRP	557,636	0.11%	98.81%
20	L	20	LINCOLN NATL GRP	526,188	0.10%	98.91%
21	L	872	BANNER LIFE GRP	473,992	0.09%	99.01%
22	L	12	AMERICAN INTL GRP	436,633	0.09%	99.09%
23	L	408	BROOKFIELD ASSET MGMT REINS PARTNERS	291,123	0.06%	99.15%
24	L	4932	BRIGHTHOUSE HOLDINGS GRP	288,647	0.06%	99.21%
25	L	4734	APOLLO GLOBAL MGMT GRP	270,444	0.05%	99.26%
26	L	4925	KUVARE GRP	232,662	0.05%	99.31%
27	L	565	UNUM GRP	224,022	0.04%	99.35%
28	L	56634	CROATIAN FRATERNAL UNION OF AMER	218,255	0.04%	99.40%
29	L	200	UNITED SERV AUTOMOBILE ASSN GRP	212,038	0.04%	99.44%
30	L	261	MUTUAL OF OMAHA GRP	202,807	0.04%	99.48%
31	L	781	UNION LABOR GRP	160,617	0.03%	99.51%
32	L	704	CONSTELLATION INS HOLDINGS GRP	153,423	0.03%	99.54%
33	L	68772	SECURITY MUT LIFE INS CO OF NY	151,272	0.03%	99.57%
34	L	4750	PRIMERICA GRP	142,437	0.03%	99.60%
35	L	4965	EQUITABLE HOLDINGS INC GRP	120,410	0.02%	99.63%
36	L	58068	INDEPENDENT ORDER OF FORESTERS US BR	113,820	0.02%	99.65%
37	L	344	CHURCH PENSION FUND GRP	111,475	0.02%	99.67%
38	L	176	STATE FARM GRP	109,566	0.02%	99.69%
39	L	4213	WILTON RE GRP	108,629	0.02%	99.71%
40	L	4941	NATIONAL WESTERN LIFE GRP	107,938	0.02%	99.74%
41	L	4736	GGC GRP	106,376	0.02%	99.76%
42	L	429	GUARDIAN LIFE GRP	103,645	0.02%	99.78%
43	L	918	JACKSON NATL GRP	91,201	0.02%	99.80%
44	L	140	NATIONWIDE CORP GRP	87,553	0.02%	99.81%
45	L	4855	SUMITOMO LIFE INS GRP	81,200	0.02%	99.83%
46	L	449	FINANCIAL HOLDINGS GRP	78,888	0.02%	99.84%
47	L	5014	EVERLAKE HOLDINGS GRP	77,763	0.02%	99.86%
48	L	3891	GLOBAL ATLANTIC GRP	73,125	0.01%	99.87%
49	L	4553	SAVINGS BANK LIFE GRP	68,078	0.01%	99.89%
50	L	244	CINCINNATI FIN GRP	58,072	0.01%	99.90%
51	L	761	ALLIANZ INS GRP	53,961	0.01%	99.91%
52	L	58181	SUPREME COUNCIL THE ROYAL ARCANUM	49,656	0.01%	99.92%
53	L	306	TRUSTAGE GRP	40,993	0.01%	99.93%
54	L	549	SUN LIFE FINANCIAL INC GRP	33,985	0.01%	99.94%
55	L	619	ONEAMERICA FIN PARTNERS GRP	31,256	0.01%	99.94%
56	L	670	FIDELITY NATL FIN INC GRP	26,245	0.01%	99.95%
57	L	4011	GENWORTH FIN GRP	26,011	0.01%	99.95%
58	L	57215	UKRAINIAN NATL ASSN INC	23,492	- %	99.96%
59	L	1348	MEIJI YASUDA LIFE INS GRP	20,405	- %	99.96%
60	L	4832	VOYA FINANCIAL GRP	20,224	- %	99.96%
61	L	64505	HOMESTEADERS LIFE CO	16,973	- %	99.97%
62	L	615	BENEFICIAL LIFE GRP	11,889	- %	99.97%
63	L	65927	LINCOLN HERITAGE LIFE INS CO	10,864	- %	99.97%

**Life Insurance Industry
Life/Health and Fraternal Insurers
2022 Market Share Report - Total Premium
Life Insurance**

Canada

Rank	Business Type	Group/ Company Code	Group/Company Name	Direct Written Premium	Market Share	Cumulative Market Share
64	L	513	IOWA FARM BUREAU GRP	10,470	- %	99.97%
65	L	280	AUTO OWNERS GRP	9,611	- %	99.98%
66	L	69310	SURETY LIFE INS CO	7,798	- %	99.98%
67	L	330	AMERICAN FIDELITY CORP GRP	7,607	- %	99.98%
68	L	87920	LOCOMOTIVE ENGINEERS & CONDUCTORS MU	7,348	- %	99.98%
69	L	707	UNITEDHEALTH GRP	7,320	- %	99.98%
70	L	581	BOSTON MUT GRP	7,255	- %	99.98%
71	L	525	PAN AMER LIFE GRP	7,037	- %	99.99%
72	L	431	SAMMONS ENTERPRISES GRP	6,995	- %	99.99%
73	L	276	TRUSTMARK MUT HOLDING CO GRP	6,685	- %	99.99%
74	L	56014	THRIVENT FINANCIAL FOR LUTHERANS	6,576	- %	99.99%
75	L	5024	FORTITUDE GRP HOLDINGS LLC GRP	6,500	- %	99.99%
76	L	4862	ASSURITY GRP	6,211	- %	99.99%
77	L	315	INDUSTRIAL ALLIANCE GRP	5,479	- %	99.99%
78	L	300	HORACE MANN GRP	4,920	- %	99.99%
79	L	56170	WOMANS LIFE INS SOCIETY	3,959	- %	99.99%
80	L	50	COUNTRY INS & FIN SERV GRP	3,660	- %	100.00%
81	L	454	SECURITY NATL GRP	3,150	- %	100.00%
82	L	291	ENCOVA MUT INS GRP	2,844	- %	100.00%
83	L	62928	EMC NATL LIFE CO	2,627	- %	100.00%
84	L	60445	SAGICOR LIFE INS CO	2,368	- %	100.00%
85	L	56030	CATHOLIC FINANCIAL LIFE	2,288	- %	100.00%
86	L	169	SENTRY INS GRP	1,924	- %	100.00%
87	L	4	AMERIPRISE FIN GRP	1,678	- %	100.00%
88	L	63819	UNITY FINANCIAL LIFE INS CO	1,541	- %	100.00%
89	L	542	INDIANA FARM BUREAU GRP	1,473	- %	100.00%
90	L	1211	NATIONAL GUARDIAN LIFE INS GRP	1,434	- %	100.00%
91	L	535	COLUMBIAN LIFE GRP	1,347	- %	100.00%
92	L	4616	EVERENCE GRP	1,285	- %	100.00%
93	L	4794	GROUP 1001 INS HOLDINGS GRP	1,202	- %	100.00%
94	L	67180	OHIO STATE LIFE INS CO	1,092	- %	100.00%
95	L	233	CNO FINANCIAL GRP	1,048	- %	100.00%
96	L	709	PACIFIC LIFE GRP	1,028	- %	100.00%
97	L	943	AMERITAS MUT HOLDING GRP	805	- %	100.00%
98	L	57487	CATHOLIC ORDER OF FORESTERS	658	- %	100.00%
99	L	850	PENN MUT GRP	630	- %	100.00%
100	L	91	HARTFORD FIRE & CAS GRP	596	- %	100.00%
101	L	687	GUARANTEE TRUST GRP	573	- %	100.00%
102	L	11121	UNIFIED LIFE INS CO	522	- %	100.00%
103	L	4903	CALTON HOLDINGS GRP	444	- %	100.00%
104	L	4853	AAA LIFE GRP	435	- %	100.00%
105	L	612	CITIZENS GRP	318	- %	100.00%
106	L	3098	TOKIO MARINE HOLDINGS INC GRP	181	- %	100.00%
107	L	57010	WILLIAM PENN ASSN	155	- %	100.00%
108	L	56154	GLEANER LIFE INS SOCIETY	121	- %	100.00%
109	L	56685	GBU FINANCIAL LIFE	95	- %	100.00%
110	L	4968	BRICKELL GRP	94	- %	100.00%
111	L	572	BCBS OF MI GRP	80	- %	100.00%
112	L	5026	21ST CENTURY LIFE & HEALTH CO GRP	41	- %	100.00%
113	L	2878	UNITED HERITAGE MUT GRP	17	- %	100.00%
114	L	836	WEST SOUTHERN GRP	14	- %	100.00%
115	L	7	FEDERATED MUT GRP	4	- %	100.00%
			TOTAL	502,494,127	100.00%	100.00%

Life Insurance Industry
Life/Health and Fraternal Insurers
2022 Market Share Report - Total Premium
Life Insurance

Aggregate Other Alien

Rank	Business Type	Group/ Company Code	Group/Company Name	Direct Written Premium	Market Share	Cumulative Market Share
1	L	241	METROPOLITAN GRP	881,852,375	53.50%	53.50%
2	L	63886	BEST MERIDIAN INS CO	72,385,993	4.39%	57.89%
3	L	4992	RESOLUTION LIFE US HOLDINGS GRP	67,223,560	4.08%	61.97%
4	L	20	LINCOLN NATL GRP	66,126,485	4.01%	65.98%
5	L	304	PRUDENTIAL OF AMER GRP	63,956,345	3.88%	69.86%
6	L	4941	NATIONAL WESTERN LIFE GRP	54,254,238	3.29%	73.15%
7	L	468	AEGON US HOLDING GRP	48,423,516	2.94%	76.09%
8	L	826	NEW YORK LIFE GRP	42,859,239	2.60%	78.69%
9	L	4965	EQUITABLE HOLDINGS INC GRP	37,462,000	2.27%	80.96%
10	L	904	JOHN HANCOCK GRP	31,535,607	1.91%	82.87%
11	L	860	NORTHWESTERN MUT GRP	28,227,329	1.71%	84.59%
12	L	525	PAN AMER LIFE GRP	27,661,625	1.68%	86.27%
13	L	429	GUARDIAN LIFE GRP	26,366,207	1.60%	87.86%
14	L	435	MASS MUT LIFE INS GRP	22,292,949	1.35%	89.22%
15	L	332	PRINCIPAL FIN GRP	20,470,955	1.24%	90.46%
16	L	290	GLOBE LIFE INC GRP	18,676,827	1.13%	91.59%
17	L	709	PACIFIC LIFE GRP	12,443,814	0.75%	92.35%
18	L	12	AMERICAN INTL GRP	11,896,963	0.72%	93.07%
19	L	449	FINANCIAL HOLDINGS GRP	9,594,088	0.58%	93.65%
20	L	261	MUTUAL OF OMAHA GRP	7,580,401	0.46%	94.11%
21	L	634	NATIONAL LIFE GRP	6,266,296	0.38%	94.49%
22	L	549	SUN LIFE FINANCIAL INC GRP	6,103,822	0.37%	94.86%
23	L	4804	MULTINATIONAL GRP	5,890,810	0.36%	95.22%
24	L	943	AMERITAS MUT HOLDING GRP	5,067,585	0.31%	95.53%
25	L	431	SAMMONS ENTERPRISES GRP	4,948,886	0.30%	95.83%
26	L	4932	BRIGHTHOUSE HOLDINGS GRP	4,212,352	0.26%	96.08%
27	L	4925	KUVARE GRP	4,039,962	0.25%	96.33%
28	L	60246	NETCARE LIFE & HLTH INS CO	3,397,832	0.21%	96.53%
29	L	315	INDUSTRIAL ALLIANCE GRP	3,299,467	0.20%	96.73%
30	L	4832	VOYA FINANCIAL GRP	3,224,509	0.20%	96.93%
31	L	330	AMERICAN FIDELITY CORP GRP	3,216,869	0.20%	97.12%
32	L	869	MINNESOTA MUT GRP	3,095,291	0.19%	97.31%
33	L	4213	WILTON RE GRP	3,084,400	0.19%	97.50%
34	L	3891	GLOBAL ATLANTIC GRP	2,973,811	0.18%	97.68%
35	L	4736	GGC GRP	2,928,283	0.18%	97.86%
36	L	1117	MANHATTAN LIFE GRP	2,857,486	0.17%	98.03%
37	L	176	STATE FARM GRP	2,840,105	0.17%	98.20%
38	L	212	ZURICH INS GRP	2,783,195	0.17%	98.37%
39	L	565	UNUM GRP	2,344,634	0.14%	98.51%
40	L	918	JACKSON NATL GRP	2,318,648	0.14%	98.65%
41	L	4926	TALCOTT HOLDINGS GRP	2,029,027	0.12%	98.78%
42	L	850	PENN MUT GRP	1,961,375	0.12%	98.90%
43	L	200	UNITED SERV AUTOMOBILE ASSN GRP	1,569,038	0.10%	98.99%
44	L	836	WEST SOUTHERN GRP	1,442,064	0.09%	99.08%
45	L	761	ALLIANZ INS GRP	1,364,540	0.08%	99.16%
46	L	2858	HOMESHIELD CAPITAL GRP	1,322,666	0.08%	99.24%
47	L	4855	SUMITOMO LIFE INS GRP	1,095,228	0.07%	99.31%
48	L	458	DAI-ICHI LIFE HOLDINGS INC GRP	966,192	0.06%	99.37%
49	L	306	TRUSTAGE GRP	945,826	0.06%	99.42%
50	L	140	NATIONWIDE CORP GRP	741,492	0.04%	99.47%
51	L	56014	THRIVENT FINANCIAL FOR LUTHERANS	691,180	0.04%	99.51%
52	L	68772	SECURITY MUT LIFE INS CO OF NY	662,908	0.04%	99.55%
53	L	4	AMERIPRISE FIN GRP	623,532	0.04%	99.59%
54	L	872	BANNER LIFE GRP	598,872	0.04%	99.63%
55	L	4750	PRIMERICA GRP	576,083	0.03%	99.66%
56	L	5014	EVERLAKE HOLDINGS GRP	483,048	0.03%	99.69%
57	L	629	PLATEAU GRP	480,765	0.03%	99.72%
58	L	344	CHURCH PENSION FUND GRP	448,512	0.03%	99.75%
59	L	4853	AAA LIFE GRP	439,880	0.03%	99.77%
60	L	536	GUIDEWELL MUT HOLDING GRP	436,842	0.03%	99.80%
61	L	588	KANSAS CITY LIFE INS GRP	394,424	0.02%	99.82%
62	L	69272	IBEXIS LIFE & ANN INS CO	357,685	0.02%	99.85%
63	L	408	BROOKFIELD ASSET MGMT REINS PARTNERS	294,538	0.02%	99.86%

Life Insurance Industry
Life/Health and Fraternal Insurers
2022 Market Share Report - Total Premium
Life Insurance

Aggregate Other Alien

Rank	Business Type	Group/ Company Code	Group/Company Name	Direct Written Premium	Market Share	Cumulative Market Share
64	L	901	CIGNA HLTH GRP	280,830	0.02%	99.88%
65	L	4734	APOLLO GLOBAL MGMT GRP	277,126	0.02%	99.90%
66	L	4553	SAVINGS BANK LIFE GRP	258,952	0.02%	99.91%
67	L	704	CONSTELLATION INS HOLDINGS GRP	239,491	0.01%	99.93%
68	L	77879	5 STAR LIFE INS CO	221,369	0.01%	99.94%
69	L	619	ONEAMERICA FIN PARTNERS GRP	169,098	0.01%	99.95%
70	L	1348	MEIJI YASUDA LIFE INS GRP	150,972	0.01%	99.96%
71	L	1216	TIAA FAMILY GRP	149,927	0.01%	99.97%
72	L	4890	SBL HOLDINGS GRP	136,851	0.01%	99.98%
73	L	4712	GPM LIFE GRP	114,337	0.01%	99.98%
74	L	58033	KNIGHTS OF COLUMBUS	113,511	0.01%	99.99%
75	L	4888	STERLING FINANCIAL INS GRP INC	96,426	0.01%	100.00%
76	L	50	COUNTRY INS & FIN SERV GRP	86,516	0.01%	100.00%
77	L	4639	RGA INC GRP	84,252	0.01%	100.00%
78	L	670	FIDELITY NATL FIN INC GRP	81,835	- %	100.00%
79	L	233	CNO FINANCIAL GRP	78,760	- %	100.00%
80	L	67180	OHIO STATE LIFE INS CO	70,607	- %	100.00%
81	L	69310	SURETY LIFE INS CO	63,337	- %	100.00%
82	L	4011	GENWORTH FIN GRP	57,289	- %	100.00%
83	L	244	CINCINNATI FIN GRP	54,804	- %	100.00%
84	L	4862	ASSURITY GRP	54,735	- %	100.00%
85	L	63290	FIDELITY LIFE ASSN A LEGAL RESERVE L	51,910	- %	100.00%
86	L	612	CITIZENS GRP	51,385	- %	100.00%
87	L	91	HARTFORD FIRE & CAS GRP	44,191	- %	100.00%
88	L	1	CVS GRP	44,041	- %	100.00%
89	L	57541	MODERN WOODMEN OF AMER	42,548	- %	100.00%
90	L	370	AFLAC GRP	37,815	- %	100.00%
91	L	64505	HOMESTEADERS LIFE CO	36,822	- %	100.00%
92	L	615	BENEFICIAL LIFE GRP	34,306	- %	100.00%
93	L	56634	CROATIAN FRATERNAL UNION OF AMER	34,264	- %	100.00%
94	L	300	HORACE MANN GRP	33,349	- %	100.00%
95	L	367	PHYSICIANS MUT GRP	31,570	- %	100.00%
96	L	153	PEKIN INS GRP	20,189	- %	100.00%
97	L	4903	CALTON HOLDINGS GRP	19,352	- %	100.00%
98	L	513	IOWA FARM BUREAU GRP	16,455	- %	100.00%
99	L	581	BOSTON MUT GRP	15,062	- %	100.00%
100	L	280	AUTO OWNERS GRP	13,750	- %	100.00%
101	L	4947	PROSPERITY LIFE INS GRP	12,740	- %	100.00%
102	L	1211	NATIONAL GUARDIAN LIFE INS GRP	11,076	- %	100.00%
103	L	61212	BALTIMORE LIFE INS CO	9,715	- %	100.00%
104	L	707	UNITEDHEALTH GRP	9,667	- %	100.00%
105	L	535	COLUMBIAN LIFE GRP	9,313	- %	100.00%
106	L	181	SWISS RE GRP	9,176	- %	100.00%
107	L	276	TRUSTMARK MUT HOLDING CO GRP	8,653	- %	100.00%
108	L	57487	CATHOLIC ORDER OF FORESTERS	6,314	- %	100.00%
109	L	169	SENTRY INS GRP	4,800	- %	100.00%
110	L	574	AMERCO CORP GRP	4,099	- %	100.00%
111	L	8	ALLSTATE INS GRP	3,988	- %	100.00%
112	L	4966	INSURANCE CAPITAL GRP	3,550	- %	100.00%
113	L	56030	CATHOLIC FINANCIAL LIFE	3,499	- %	100.00%
114	L	451	FIDELITY SECURITY GRP	3,471	- %	100.00%
115	L	781	UNION LABOR GRP	3,438	- %	100.00%
116	L	5021	ONEMAIN HOLDINGS INC GRP	3,323	- %	100.00%
117	L	55	AUTOMOBILE CLUB MI GRP	3,119	- %	100.00%
118	L	5026	21ST CENTURY LIFE & HEALTH CO GRP	3,080	- %	100.00%
119	L	4794	GROUP 1001 INS HOLDINGS GRP	3,033	- %	100.00%
120	L	3527	AMERICAN ENTERPRISE MUT GRP	3,031	- %	100.00%
121	L	5038	MIDWEST HOLDINGS INC GRP	2,165	- %	100.00%
122	L	5016	AQUARIAN INS HOLDINGS GRP	2,066	- %	100.00%
123	L	687	GUARANTEE TRUST GRP	1,961	- %	100.00%
124	L	56685	GBU FINANCIAL LIFE	1,761	- %	100.00%
125	L	60445	SAGICOR LIFE INS CO	1,473	- %	100.00%
			TOTAL	1,648,370,638	100.00%	100.00%

Annuity Considerations

As Reported on the Life and Fraternal Annual Statement

NATIONAL ASSOCIATION OF INSURANCE COMMISSIONERS
2022 Life and Fraternal Insurance Industry
Annuity Considerations

Year	States and U.S. Territories	Aggregate Other Alien and Canada	Total States, U.S. Territories, Aggregate Other Alien and Canada
2013	245,739,090,028	2,017,908,393	247,756,998,421
2014	258,962,250,462	1,666,644,654	260,628,895,116
2015	263,569,327,320	610,921,664	264,180,248,984
2016	252,937,687,784	517,340,276	253,455,028,060
2017	245,941,888,931	452,336,541	246,394,225,472
2018	276,069,259,540	235,339,792	276,304,599,332
2019	301,346,679,073	116,713,473	301,463,392,546
2020	290,429,332,497	127,466,706	290,556,799,203
2021	325,158,064,179	85,773,087	325,243,837,266
2022	385,122,051,581	134,534,719	385,256,586,300

**Life Insurance Industry
Life/Health and Fraternal Insurers
2022 Market Share Report - Total Premium
Annuity Considerations**

States, U.S. Territories, Canada, Aggregate Other Alien

Rank	Business Type	Group/ Company Code	Group/Company Name	Direct Written Premium	Market Share	Cumulative Market Share
1	L	4734	APOLLO GLOBAL MGMT GRP	31,957,723,881	8.30%	8.30%
2	L	435	MASS MUT LIFE INS GRP	22,744,500,111	5.90%	14.20%
3	L	12	AMERICAN INTL GRP	20,829,886,924	5.41%	19.61%
4	L	826	NEW YORK LIFE GRP	19,441,833,915	5.05%	24.65%
5	L	140	NATIONWIDE CORP GRP	17,781,895,370	4.62%	29.27%
6	L	20	LINCOLN NATL GRP	17,781,829,986	4.62%	33.88%
7	L	304	PRUDENTIAL OF AMER GRP	17,488,155,497	4.54%	38.42%
8	L	4965	EQUITABLE HOLDINGS INC GRP	16,116,758,203	4.18%	42.61%
9	L	918	JACKSON NATL GRP	15,918,040,843	4.13%	46.74%
10	L	1216	TIAA FAMILY GRP	15,201,914,016	3.95%	50.68%
11	L	761	ALLIANZ INS GRP	14,091,956,418	3.66%	54.34%
12	L	241	METROPOLITAN GRP	12,890,902,060	3.35%	57.69%
13	L	4832	VOYA FINANCIAL GRP	12,129,849,896	3.15%	60.84%
14	L	709	PACIFIC LIFE GRP	12,052,112,570	3.13%	63.96%
15	L	4932	BRIGHTHOUSE HOLDINGS GRP	10,928,889,907	2.84%	66.80%
16	L	670	FIDELITY NATL FIN INC GRP	9,608,269,830	2.49%	69.30%
17	L	3891	GLOBAL ATLANTIC GRP	9,407,833,073	2.44%	71.74%
18	L	431	SAMMONS ENTERPRISES GRP	9,129,724,142	2.37%	74.11%
19	L	836	WEST SOUTHERN GRP	8,078,975,485	2.10%	76.20%
20	L	4855	SUMITOMO LIFE INS GRP	6,046,520,745	1.57%	77.77%
21	L	200	UNITED SERV AUTOMOBILE ASSN GRP	5,613,360,354	1.46%	79.23%
22	L	4890	SBL HOLDINGS GRP	4,764,599,392	1.24%	80.47%
23	L	619	ONEAMERICA FIN PARTNERS GRP	4,520,869,435	1.17%	81.64%
24	L	4	AMERIPRISE FIN GRP	4,054,709,503	1.05%	82.69%
25	L	4794	GROUP 1001 INS HOLDINGS GRP	3,912,226,367	1.02%	83.71%
26	L	2658	AMERICAN EQUITY INVESTMENT GRP	3,327,929,952	0.86%	84.57%
27	L	56014	THRIVENT FINANCIAL FOR LUTHERANS	3,043,681,450	0.79%	85.36%
28	L	4925	KUVARE GRP	2,582,867,404	0.67%	86.03%
29	L	4888	STERLING FINANCIAL INS GRP INC	2,538,216,425	0.66%	86.69%
30	L	4988	BAYVIEW ASSET MANAGEMENT GRP	2,406,961,419	0.62%	87.32%
31	L	332	PRINCIPAL FIN GRP	2,396,750,623	0.62%	87.94%
32	L	872	BANNER LIFE GRP	2,065,278,631	0.54%	88.47%
33	L	261	MUTUAL OF OMAHA GRP	2,054,313,560	0.53%	89.01%
34	L	4947	PROSPERITY LIFE INS GRP	1,951,439,321	0.51%	89.51%
35	L	634	NATIONAL LIFE GRP	1,925,016,753	0.50%	90.01%
36	L	62510	EQUITRUST LIFE INS CO	1,914,022,236	0.50%	90.51%
37	L	3098	TOKIO MARINE HOLDINGS INC GRP	1,850,277,888	0.48%	90.99%
38	L	860	NORTHWESTERN MUT GRP	1,838,542,969	0.48%	91.47%
39	L	943	AMERITAS MUT HOLDING GRP	1,660,800,839	0.43%	91.90%
40	L	458	DAI-ICHI LIFE HOLDINGS INC GRP	1,645,783,919	0.43%	92.33%
41	L	233	CNO FINANCIAL GRP	1,604,076,211	0.42%	92.74%
42	L	306	TRUSTAGE GRP	1,602,226,505	0.42%	93.16%
43	L	408	BROOKFIELD ASSET MGMT REINS PARTNERS	1,489,541,713	0.39%	93.55%
44	L	4824	ADVANTAGE CAPITAL GRP	1,416,150,241	0.37%	93.91%
45	L	1348	MEIJI YASUDA LIFE INS GRP	1,362,661,452	0.35%	94.27%
46	L	869	MINNESOTA MUT GRP	1,309,048,345	0.34%	94.61%
47	L	981	FIDELITY INVESTMENT INS & ANN GRP	1,230,744,222	0.32%	94.93%
48	L	60445	SAGICOR LIFE INS CO	1,161,624,886	0.30%	95.23%
49	L	4736	GGC GRP	1,000,430,602	0.26%	95.49%
50	L	468	AEGON US HOLDING GRP	970,604,284	0.25%	95.74%
51	L	57541	MODERN WOODMEN OF AMER	901,094,083	0.23%	95.97%
52	L	429	GUARDIAN LIFE GRP	860,418,317	0.22%	96.20%
53	L	169	SENTRY INS GRP	846,829,725	0.22%	96.42%
54	L	5038	MIDWEST HOLDINGS INC GRP	716,247,256	0.19%	96.60%
55	L	850	PENN MUT GRP	641,333,345	0.17%	96.77%
56	L	67423	ASPIDA LIFE INS CO	627,054,759	0.16%	96.93%
57	L	4844	LIA HOLDINGS GRP	606,576,060	0.16%	97.09%
58	L	31	BERKSHIRE HATHAWAY GRP	581,419,569	0.15%	97.24%
59	L	56685	GBU FINANCIAL LIFE	578,163,881	0.15%	97.39%
60	L	3436	LIBERTY LIFE GRP TRUST GRP	566,631,533	0.15%	97.54%
61	L	212	ZURICH INS GRP	521,644,865	0.14%	97.67%
62	L	5016	AQUARIAN INS HOLDINGS GRP	504,801,166	0.13%	97.80%
63	L	300	HORACE MANN GRP	483,346,168	0.13%	97.93%

**Life Insurance Industry
Life/Health and Fraternal Insurers
2022 Market Share Report - Total Premium
Annuity Considerations**

States, U.S. Territories, Canada, Aggregate Other Alien

Rank	Business Type	Group/ Company Code	Group/Company Name	Direct Written Premium	Market Share	Cumulative Market Share
64	L	449	FINANCIAL HOLDINGS GRP	482,404,729	0.13%	98.05%
65	L	71	UNIVERSAL INS CO GRP	437,405,845	0.11%	98.17%
66	L	176	STATE FARM GRP	392,459,741	0.10%	98.27%
67	L	769	GREAT WEST GRP	391,415,130	0.10%	98.37%
68	L	1117	MANHATTAN LIFE GRP	376,871,877	0.10%	98.47%
69	L	56693	GCU	375,419,582	0.10%	98.57%
70	L	574	AMERCO CORP GRP	326,447,344	0.08%	98.65%
71	L	513	IOWA FARM BUREAU GRP	323,761,741	0.08%	98.74%
72	L	57320	WOODMEN WORLD LIFE INS SOC	323,066,097	0.08%	98.82%
73	L	801	DIRECTORS INVESTMENT GRP	259,180,886	0.07%	98.89%
74	L	4926	TALCOTT HOLDINGS GRP	256,276,919	0.07%	98.95%
75	L	330	AMERICAN FIDELITY CORP GRP	236,327,162	0.06%	99.01%
76	L	4941	NATIONAL WESTERN LIFE GRP	235,891,671	0.06%	99.08%
77	L	84174	ELCO MUT LIFE & ANN	219,489,366	0.06%	99.13%
78	L	56782	NATIONAL SLOVAK SOCIETY OF THE USA	191,291,730	0.05%	99.18%
79	L	4903	CALTON HOLDINGS GRP	174,885,942	0.05%	99.23%
80	L	4853	AAA LIFE GRP	173,080,815	0.04%	99.27%
81	L	4970	TRANS OCEANIC GRP INC	163,387,057	0.04%	99.31%
82	L	520	NEW ERA LIFE GRP	112,174,233	0.03%	99.34%
83	L	280	AUTO OWNERS GRP	108,868,403	0.03%	99.37%
84	L	5024	FORTITUDE GRP HOLDINGS LLC GRP	107,283,254	0.03%	99.40%
85	L	904	JOHN HANCOCK GRP	98,350,866	0.03%	99.43%
86	L	67180	OHIO STATE LIFE INS CO	96,607,097	0.03%	99.45%
87	L	588	KANSAS CITY LIFE INS GRP	90,804,842	0.02%	99.47%
88	L	50	COUNTRY INS & FIN SERV GRP	90,660,320	0.02%	99.50%
89	L	68896	SOUTHERN FARM BUREAU LIFE INS CO	84,555,370	0.02%	99.52%
90	L	5044	INDEPENDENT INS GRP	75,902,539	0.02%	99.54%
91	L	213	ERIE INS GRP	70,809,239	0.02%	99.56%
92	L	704	CONSTELLATION INS HOLDINGS GRP	69,023,737	0.02%	99.58%
93	L	56707	ISDA FRATERNAL ASSOC	67,105,021	0.02%	99.59%
94	L	4752	GREGG E ZAHN GRP	63,426,832	0.02%	99.61%
95	L	56154	GLEANER LIFE INS SOCIETY	60,576,455	0.02%	99.63%
96	L	69272	IBEXIS LIFE & ANN INS CO	59,306,553	0.02%	99.64%
97	L	56340	FIRST CATH SLOVAK UNION OF US & CN	53,137,774	0.01%	99.65%
98	L	60230	FARMERS LIFE INS CO	46,941,743	0.01%	99.67%
99	L	56227	KSKJ LIFE	46,639,346	0.01%	99.68%
100	L	57487	CATHOLIC ORDER OF FORESTERS	45,224,666	0.01%	99.69%
101	L	7	FEDERATED MUT GRP	43,649,040	0.01%	99.70%
102	L	57347	CATHOLIC LIFE INS	43,616,861	0.01%	99.71%
103	L	315	INDUSTRIAL ALLIANCE GRP	39,344,003	0.01%	99.72%
104	L	694	TENNESSEE FARMERS GRP	34,896,863	0.01%	99.73%
105	L	99600	AMERICAN CENTURY LIFE INS CO	34,427,741	0.01%	99.74%
106	L	1211	NATIONAL GUARDIAN LIFE INS GRP	34,335,651	0.01%	99.75%
107	L	56332	FIRST CATH SLOVAK LADIES ASSN USA	32,533,318	0.01%	99.76%
108	L	2878	UNITED HERITAGE MUT GRP	31,086,672	0.01%	99.77%
109	L	57010	WILLIAM PENN ASSN	30,463,579	0.01%	99.77%
110	L	244	CINCINNATI FIN GRP	30,114,083	0.01%	99.78%
111	L	79715	COOPERATIVA DE SEGUROS DE VIDA	27,187,613	0.01%	99.79%
112	L	67	MICHIGAN FARM BUREAU GRP	26,903,828	0.01%	99.80%
113	L	57436	SPJST	25,359,517	0.01%	99.80%
114	L	4639	RGA INC GRP	25,083,045	0.01%	99.81%
115	L	57630	POLISH ROMAN CATHOLIC UNION OF AMER	24,693,296	0.01%	99.82%
116	L	57053	CATHOLIC UNITED FINANCIAL	24,403,310	0.01%	99.82%
117	L	290	GLOBE LIFE INC GRP	24,398,615	0.01%	99.83%
118	L	57711	WESTERN CATHOLIC UNION	23,982,012	0.01%	99.83%
119	L	14924	SECU LIFE INS CO	22,879,769	0.01%	99.84%
120	L	57657	ROYAL NEIGHBORS OF AMER	22,306,098	0.01%	99.85%
121	L	88668	MUTUAL OF AMER LIFE INS CO	22,264,066	0.01%	99.85%
122	L	56030	CATHOLIC FINANCIAL LIFE	21,057,290	0.01%	99.86%
123	L	542	INDIANA FARM BUREAU GRP	19,255,161	- %	99.86%
124	L	68772	SECURITY MUT LIFE INS CO OF NY	18,992,599	- %	99.87%
125	L	4011	GENWORTH FIN GRP	17,147,479	- %	99.87%
			TOTAL	385,256,586,300	100.00%	100.00%

**Life Insurance Industry
Life/Health and Fraternal Insurers
2022 Market Share Report - Total Premium
Annuity Considerations**

States and U.S. Territories

Rank	Business Type	Group/ Company Code	Group/Company Name	Direct Written Premium	Market Share	Cumulative Market Share
1	L	4734	APOLLO GLOBAL MGMT GRP	31,948,410,425	8.30%	8.30%
2	L	435	MASS MUT LIFE INS GRP	22,742,238,534	5.91%	14.20%
3	L	12	AMERICAN INTL GRP	20,822,885,560	5.41%	19.61%
4	L	826	NEW YORK LIFE GRP	19,439,652,431	5.05%	24.66%
5	L	20	LINCOLN NATL GRP	17,779,138,435	4.62%	29.27%
6	L	140	NATIONWIDE CORP GRP	17,758,195,266	4.61%	33.88%
7	L	304	PRUDENTIAL OF AMER GRP	17,484,642,410	4.54%	38.42%
8	L	4965	EQUITABLE HOLDINGS INC GRP	16,116,475,097	4.18%	42.61%
9	L	918	JACKSON NATL GRP	15,914,844,106	4.13%	46.74%
10	L	1216	TIAA FAMILY GRP	15,183,567,806	3.94%	50.68%
11	L	761	ALLIANZ INS GRP	14,091,446,907	3.66%	54.34%
12	L	241	METROPOLITAN GRP	12,870,208,652	3.34%	57.68%
13	L	4832	VOYA FINANCIAL GRP	12,125,692,208	3.15%	60.83%
14	L	709	PACIFIC LIFE GRP	12,045,331,020	3.13%	63.96%
15	L	4932	BRIGHTHOUSE HOLDINGS GRP	10,928,477,670	2.84%	66.80%
16	L	670	FIDELITY NATL FIN INC GRP	9,607,956,069	2.49%	69.29%
17	L	3891	GLOBAL ATLANTIC GRP	9,407,800,422	2.44%	71.73%
18	L	431	SAMMONS ENTERPRISES GRP	9,129,371,394	2.37%	74.11%
19	L	836	WEST SOUTHERN GRP	8,077,364,445	2.10%	76.20%
20	L	4855	SUMITOMO LIFE INS GRP	6,046,239,436	1.57%	77.77%
21	L	200	UNITED SERV AUTOMOBILE ASSN GRP	5,612,691,922	1.46%	79.23%
22	L	4890	SBL HOLDINGS GRP	4,764,135,350	1.24%	80.47%
23	L	619	ONEAMERICA FIN PARTNERS GRP	4,520,148,253	1.17%	81.64%
24	L	4	AMERIPRISE FIN GRP	4,054,393,614	1.05%	82.69%
25	L	4794	GROUP 1001 INS HOLDINGS GRP	3,911,115,457	1.02%	83.71%
26	L	2658	AMERICAN EQUITY INVESTMENT GRP	3,326,326,272	0.86%	84.57%
27	L	56014	THRIVENT FINANCIAL FOR LUTHERANS	3,043,214,798	0.79%	85.36%
28	L	4925	KUVARE GRP	2,582,733,801	0.67%	86.03%
29	L	4888	STERLING FINANCIAL INS GRP INC	2,538,214,425	0.66%	86.69%
30	L	4988	BAYVIEW ASSET MANAGEMENT GRP	2,406,961,419	0.62%	87.32%
31	L	332	PRINCIPAL FIN GRP	2,396,736,110	0.62%	87.94%
32	L	261	MUTUAL OF OMAHA GRP	2,049,064,232	0.53%	88.47%
33	L	872	BANNER LIFE GRP	2,047,340,878	0.53%	89.00%
34	L	4947	PROSPERITY LIFE INS GRP	1,951,439,321	0.51%	89.51%
35	L	634	NATIONAL LIFE GRP	1,924,985,213	0.50%	90.01%
36	L	62510	EQUITRUST LIFE INS CO	1,914,022,236	0.50%	90.51%
37	L	3098	TOKIO MARINE HOLDINGS INC GRP	1,850,277,888	0.48%	90.99%
38	L	860	NORTHWESTERN MUT GRP	1,838,229,457	0.48%	91.47%
39	L	943	AMERITAS MUT HOLDING GRP	1,660,785,119	0.43%	91.90%
40	L	458	DAI-ICHI LIFE HOLDINGS INC GRP	1,645,715,428	0.43%	92.32%
41	L	233	CNO FINANCIAL GRP	1,604,076,211	0.42%	92.74%
42	L	306	TRUSTAGE GRP	1,602,226,505	0.42%	93.16%
43	L	408	BROOKFIELD ASSET MGMT REINS PARTNERS	1,489,601,613	0.39%	93.54%
44	L	4824	ADVANTAGE CAPITAL GRP	1,416,150,241	0.37%	93.91%
45	L	1348	MEIJI YASUDA LIFE INS GRP	1,361,508,855	0.35%	94.26%
46	L	869	MINNESOTA MUT GRP	1,308,170,829	0.34%	94.60%
47	L	981	FIDELITY INVESTMENT INS & ANN GRP	1,230,744,222	0.32%	94.92%
48	L	60445	SAGICOR LIFE INS CO	1,161,624,886	0.30%	95.23%
49	L	4736	GGC GRP	1,000,429,928	0.26%	95.48%
50	L	468	AEGON US HOLDING GRP	970,495,789	0.25%	95.74%
51	L	57541	MODERN WOODMEN OF AMER	901,082,583	0.23%	95.97%
52	L	429	GUARDIAN LIFE GRP	860,418,317	0.22%	96.19%
53	L	169	SENTRY INS GRP	846,823,910	0.22%	96.41%
54	L	5038	MIDWEST HOLDINGS INC GRP	716,247,256	0.19%	96.60%
55	L	850	PENN MUT GRP	641,328,845	0.17%	96.77%
56	L	67423	ASPIDA LIFE INS CO	627,054,759	0.16%	96.93%
57	L	4844	LIA HOLDINGS GRP	606,576,060	0.16%	97.09%
58	L	31	BERKSHIRE HATHAWAY GRP	581,419,569	0.15%	97.24%
59	L	56685	GBU FINANCIAL LIFE	578,161,081	0.15%	97.39%
60	L	3436	LIBERTY LIFE GRP TRUST GRP	566,631,533	0.15%	97.54%
61	L	212	ZURICH INS GRP	521,644,265	0.14%	97.67%
62	L	5016	AQUARIAN INS HOLDINGS GRP	504,801,166	0.13%	97.80%
63	L	300	HORACE MANN GRP	483,299,439	0.13%	97.93%

**Life Insurance Industry
Life/Health and Fraternal Insurers
2022 Market Share Report - Total Premium
Annuity Considerations**

States and U.S. Territories

Rank	Business Type	Group/ Company Code	Group/Company Name	Direct Written Premium	Market Share	Cumulative Market Share
64	L	449	FINANCIAL HOLDINGS GRP	482,399,095	0.13%	98.05%
65	L	71	UNIVERSAL INS CO GRP	437,405,845	0.11%	98.17%
66	L	769	GREAT WEST GRP	397,986,271	0.10%	98.27%
67	L	176	STATE FARM GRP	392,419,607	0.10%	98.37%
68	L	1117	MANHATTAN LIFE GRP	376,871,877	0.10%	98.47%
69	L	56693	GCU	375,419,582	0.10%	98.57%
70	L	574	AMERCO CORP GRP	326,447,344	0.08%	98.65%
71	L	513	IOWA FARM BUREAU GRP	323,754,415	0.08%	98.74%
72	L	57320	WOODMEN WORLD LIFE INS SOC	323,066,097	0.08%	98.82%
73	L	801	DIRECTORS INVESTMENT GRP	259,180,886	0.07%	98.89%
74	L	4926	TALCOTT HOLDINGS GRP	256,276,919	0.07%	98.95%
75	L	330	AMERICAN FIDELITY CORP GRP	236,327,162	0.06%	99.01%
76	L	4941	NATIONAL WESTERN LIFE GRP	235,573,306	0.06%	99.08%
77	L	84174	ELCO MUT LIFE & ANN	219,489,366	0.06%	99.13%
78	L	56782	NATIONAL SLOVAK SOCIETY OF THE USA	191,291,730	0.05%	99.18%
79	L	4903	CALTON HOLDINGS GRP	174,885,942	0.05%	99.23%
80	L	4853	AAA LIFE GRP	173,066,415	0.04%	99.27%
81	L	4970	TRANS OCEANIC GRP INC	163,387,057	0.04%	99.32%
82	L	520	NEW ERA LIFE GRP	112,174,233	0.03%	99.34%
83	L	280	AUTO OWNERS GRP	108,868,403	0.03%	99.37%
84	L	5024	FORTITUDE GRP HOLDINGS LLC GRP	106,970,085	0.03%	99.40%
85	L	904	JOHN HANCOCK GRP	98,260,295	0.03%	99.43%
86	L	67180	OHIO STATE LIFE INS CO	96,607,097	0.03%	99.45%
87	L	588	KANSAS CITY LIFE INS GRP	90,713,359	0.02%	99.47%
88	L	50	COUNTRY INS & FIN SERV GRP	90,658,435	0.02%	99.50%
89	L	68896	SOUTHERN FARM BUREAU LIFE INS CO	84,555,370	0.02%	99.52%
90	L	5044	INDEPENDENT INS GRP	75,902,539	0.02%	99.54%
91	L	213	ERIE INS GRP	70,809,239	0.02%	99.56%
92	L	704	CONSTELLATION INS HOLDINGS GRP	69,023,737	0.02%	99.58%
93	L	56707	ISDA FRATERNAL ASSOC	67,105,021	0.02%	99.59%
94	L	4752	GREGG E ZAHN GRP	63,426,832	0.02%	99.61%
95	L	56154	GLEANER LIFE INS SOCIETY	60,576,455	0.02%	99.63%
96	L	69272	IBEXIS LIFE & ANN INS CO	59,305,353	0.02%	99.64%
97	L	56340	FIRST CATH SLOVAK UNION OF US & CN	53,137,774	0.01%	99.65%
98	L	60230	FARMERS LIFE INS CO	46,941,743	0.01%	99.67%
99	L	56227	KSKJ LIFE	46,639,346	0.01%	99.68%
100	L	57487	CATHOLIC ORDER OF FORESTERS	45,217,666	0.01%	99.69%
101	L	7	FEDERATED MUT GRP	43,649,040	0.01%	99.70%
102	L	57347	CATHOLIC LIFE INS	43,616,861	0.01%	99.71%
103	L	315	INDUSTRIAL ALLIANCE GRP	39,172,913	0.01%	99.72%
104	L	694	TENNESSEE FARMERS GRP	34,896,863	0.01%	99.73%
105	L	99600	AMERICAN CENTURY LIFE INS CO	34,427,741	0.01%	99.74%
106	L	1211	NATIONAL GUARDIAN LIFE INS GRP	34,331,598	0.01%	99.75%
107	L	56332	FIRST CATH SLOVAK LADIES ASSN USA	32,533,318	0.01%	99.76%
108	L	2878	UNITED HERITAGE MUT GRP	31,086,672	0.01%	99.77%
109	L	57010	WILLIAM PENN ASSN	30,463,579	0.01%	99.77%
110	L	244	CINCINNATI FIN GRP	30,110,308	0.01%	99.78%
111	L	79715	COOPERATIVA DE SEGUROS DE VIDA	27,187,613	0.01%	99.79%
112	L	67	MICHIGAN FARM BUREAU GRP	26,903,828	0.01%	99.80%
113	L	57436	SPJST	25,359,517	0.01%	99.80%
114	L	4639	RGA INC GRP	25,083,045	0.01%	99.81%
115	L	57630	POLISH ROMAN CATHOLIC UNION OF AMER	24,693,296	0.01%	99.82%
116	L	57053	CATHOLIC UNITED FINANCIAL	24,403,310	0.01%	99.82%
117	L	290	GLOBE LIFE INC GRP	24,398,615	0.01%	99.83%
118	L	57711	WESTERN CATHOLIC UNION	23,982,012	0.01%	99.84%
119	L	14924	SECU LIFE INS CO	22,879,769	0.01%	99.84%
120	L	57657	ROYAL NEIGHBORS OF AMER	22,306,098	0.01%	99.85%
121	L	88668	MUTUAL OF AMER LIFE INS CO	22,264,066	0.01%	99.85%
122	L	56030	CATHOLIC FINANCIAL LIFE	21,057,290	0.01%	99.86%
123	L	542	INDIANA FARM BUREAU GRP	19,255,161	- %	99.86%
124	L	68772	SECURITY MUT LIFE INS CO OF NY	18,992,599	- %	99.87%
125	L	4011	GENWORTH FIN GRP	17,147,479	- %	99.87%
			TOTAL	385,122,051,581	100.00%	100.00%

**Life Insurance Industry
Life/Health and Fraternal Insurers
2022 Market Share Report - Total Premium
Annuity Considerations**

Alabama

Rank	Business Type	Group/ Company Code	Group/Company Name	Direct Written Premium	Market Share	Cumulative Market Share
1	L	4734	APOLLO GLOBAL MGMT GRP	539,517,295	12.10%	12.10%
2	L	435	MASS MUT LIFE INS GRP	348,812,915	7.83%	19.93%
3	L	826	NEW YORK LIFE GRP	222,172,594	4.98%	24.91%
4	L	140	NATIONWIDE CORP GRP	215,067,097	4.82%	29.74%
5	L	20	LINCOLN NATL GRP	198,486,600	4.45%	34.19%
6	L	918	JACKSON NATL GRP	191,985,490	4.31%	38.50%
7	L	304	PRUDENTIAL OF AMER GRP	189,727,758	4.26%	42.75%
8	L	3891	GLOBAL ATLANTIC GRP	177,690,238	3.99%	46.74%
9	L	4965	EQUITABLE HOLDINGS INC GRP	166,349,428	3.73%	50.47%
10	L	12	AMERICAN INTL GRP	163,651,394	3.67%	54.14%
11	L	761	ALLIANZ INS GRP	134,971,991	3.03%	57.17%
12	L	670	FIDELITY NATL FIN INC GRP	134,273,344	3.01%	60.18%
13	L	4932	BRIGHTHOUSE HOLDINGS GRP	130,612,855	2.93%	63.11%
14	L	1216	TIAA FAMILY GRP	126,269,565	2.83%	65.94%
15	L	431	SAMMONS ENTERPRISES GRP	117,749,209	2.64%	68.59%
16	L	4832	VOYA FINANCIAL GRP	111,904,891	2.51%	71.10%
17	L	709	PACIFIC LIFE GRP	99,028,252	2.22%	73.32%
18	L	619	ONEAMERICA FIN PARTNERS GRP	85,997,618	1.93%	75.25%
19	L	261	MUTUAL OF OMAHA GRP	74,659,581	1.67%	76.92%
20	L	4988	BAYVIEW ASSET MANAGEMENT GRP	70,220,442	1.58%	78.50%
21	L	4855	SUMITOMO LIFE INS GRP	68,064,089	1.53%	80.02%
22	L	241	METROPOLITAN GRP	62,911,083	1.41%	81.44%
23	L	836	WEST SOUTHERN GRP	53,380,399	1.20%	82.63%
24	L	200	UNITED SERV AUTOMOBILE ASSN GRP	47,480,492	1.07%	83.70%
25	L	4794	GROUP 1001 INS HOLDINGS GRP	44,287,765	0.99%	84.69%
26	L	4890	SBL HOLDINGS GRP	41,580,024	0.93%	85.62%
27	L	57541	MODERN WOODMEN OF AMER	39,204,281	0.88%	86.50%
28	L	3098	TOKIO MARINE HOLDINGS INC GRP	37,809,865	0.85%	87.35%
29	L	4	AMERIPRISE FIN GRP	36,824,242	0.83%	88.18%
30	L	943	AMERITAS MUT HOLDING GRP	33,744,709	0.76%	88.94%
31	L	60445	SAGICOR LIFE INS CO	31,849,193	0.71%	89.65%
32	L	4888	STERLING FINANCIAL INS GRP INC	30,975,898	0.69%	90.35%
33	L	4947	PROSPERITY LIFE INS GRP	29,278,734	0.66%	91.00%
34	L	1348	MEIJI YASUDA LIFE INS GRP	28,636,493	0.64%	91.64%
35	L	458	DAI-ICHI LIFE HOLDINGS INC GRP	26,764,099	0.60%	92.24%
36	L	408	BROOKFIELD ASSET MGMT REINS PARTNERS	25,576,805	0.57%	92.82%
37	L	634	NATIONAL LIFE GRP	23,725,324	0.53%	93.35%
38	L	5016	AQUARIAN INS HOLDINGS GRP	23,232,141	0.52%	93.87%
39	L	860	NORTHWESTERN MUT GRP	22,872,330	0.51%	94.39%
40	L	306	TRUSTAGE GRP	22,587,927	0.51%	94.89%
41	L	2658	AMERICAN EQUITY INVESTMENT GRP	20,256,271	0.45%	95.35%
42	L	57320	WOODMEN WORLD LIFE INS SOC	17,947,786	0.40%	95.75%
43	L	4925	KUVARE GRP	17,878,983	0.40%	96.15%
44	L	62510	EQUITRUST LIFE INS CO	17,108,788	0.38%	96.53%
45	L	332	PRINCIPAL FIN GRP	16,002,870	0.36%	96.89%
46	L	4824	ADVANTAGE CAPITAL GRP	14,663,058	0.33%	97.22%
47	L	169	SENTRY INS GRP	13,008,372	0.29%	97.51%
48	L	67423	ASPIDA LIFE INS CO	10,579,405	0.24%	97.75%
49	L	869	MINNESOTA MUT GRP	8,983,407	0.20%	97.95%
50	L	4736	GGC GRP	8,624,650	0.19%	98.15%
51	L	872	BANNER LIFE GRP	8,087,506	0.18%	98.33%
52	L	176	STATE FARM GRP	7,966,997	0.18%	98.51%
53	L	981	FIDELITY INVESTMENT INS & ANN GRP	7,894,211	0.18%	98.68%
54	L	56014	THRIVENT FINANCIAL FOR LUTHERANS	7,235,474	0.16%	98.85%
55	L	233	CNO FINANCIAL GRP	7,150,970	0.16%	99.01%
56	L	429	GUARDIAN LIFE GRP	5,146,742	0.12%	99.12%
57	L	5	ALFA INS GRP	4,599,291	0.10%	99.22%
58	L	850	PENN MUT GRP	4,442,953	0.10%	99.32%
59	L	468	AEGON US HOLDING GRP	3,769,912	0.08%	99.41%
60	L	330	AMERICAN FIDELITY CORP GRP	3,431,144	0.08%	99.49%
61	L	3436	LIBERTY LIFE GRP TRUST GRP	3,169,138	0.07%	99.56%
62	L	4941	NATIONAL WESTERN LIFE GRP	2,908,916	0.07%	99.62%
63	L	4926	TALCOTT HOLDINGS GRP	2,502,804	0.06%	99.68%

**Life Insurance Industry
Life/Health and Fraternal Insurers
2022 Market Share Report - Total Premium
Annuity Considerations**

Alabama

Rank	Business Type	Group/ Company Code	Group/Company Name	Direct Written Premium	Market Share	Cumulative Market Share
64	L	280	AUTO OWNERS GRP	2,160,245	0.05%	99.73%
65	L	801	DIRECTORS INVESTMENT GRP	1,772,354	0.04%	99.77%
66	L	300	HORACE MANN GRP	1,276,858	0.03%	99.80%
67	L	4903	CALTON HOLDINGS GRP	929,910	0.02%	99.82%
68	L	290	GLOBE LIFE INC GRP	793,107	0.02%	99.83%
69	L	449	FINANCIAL HOLDINGS GRP	722,529	0.02%	99.85%
70	L	315	INDUSTRIAL ALLIANCE GRP	588,788	0.01%	99.86%
71	L	212	ZURICH INS GRP	551,121	0.01%	99.88%
72	L	588	KANSAS CITY LIFE INS GRP	503,455	0.01%	99.89%
73	L	67180	OHIO STATE LIFE INS CO	495,118	0.01%	99.90%
74	L	904	JOHN HANCOCK GRP	480,421	0.01%	99.91%
75	L	58033	KNIGHTS OF COLUMBUS	461,510	0.01%	99.92%
76	L	60230	FARMERS LIFE INS CO	418,480	0.01%	99.93%
77	L	1117	MANHATTAN LIFE GRP	356,462	0.01%	99.94%
78	L	50	COUNTRY INS & FIN SERV GRP	341,361	0.01%	99.94%
79	L	344	CHURCH PENSION FUND GRP	325,383	0.01%	99.95%
80	L	56685	GBU FINANCIAL LIFE	287,831	0.01%	99.96%
81	L	68896	SOUTHERN FARM BUREAU LIFE INS CO	231,777	0.01%	99.96%
82	L	84174	ELCO MUT LIFE & ANN	223,323	0.01%	99.97%
83	L	56782	NATIONAL SLOVAK SOCIETY OF THE USA	206,940	- %	99.97%
84	L	454	SECURITY NATL GRP	188,442	- %	99.98%
85	L	5024	FORTITUDE GRP HOLDINGS LLC GRP	159,256	- %	99.98%
86	L	1211	NATIONAL GUARDIAN LIFE INS GRP	151,873	- %	99.98%
87	L	704	CONSTELLATION INS HOLDINGS GRP	113,840	- %	99.99%
88	L	64505	HOMESTEADERS LIFE CO	109,776	- %	99.99%
89	L	4011	GENWORTH FIN GRP	90,029	- %	99.99%
90	L	7	FEDERATED MUT GRP	80,279	- %	99.99%
91	L	244	CINCINNATI FIN GRP	74,542	- %	99.99%
92	L	769	GREAT WEST GRP	66,530	- %	100.00%
93	L	367	PHYSICIANS MUT GRP	49,739	- %	100.00%
94	L	56456	UNITED STATES LETTER CARRIERS MUT BE	48,353	- %	100.00%
95	L	56170	WOMANS LIFE INS SOCIETY	34,929	- %	100.00%
96	L	56332	FIRST CATH SLOVAK LADIES ASSN USA	31,350	- %	100.00%
97	L	707	UNITEDHEALTH GRP	31,323	- %	100.00%
98	L	451	FIDELITY SECURITY GRP	26,735	- %	100.00%
99	L	4752	GREGG E ZAHN GRP	25,000	- %	100.00%
100	L	5014	EVERLAKE HOLDINGS GRP	23,800	- %	100.00%
101	L	62928	EMC NATL LIFE CO	20,879	- %	100.00%
102	L	65412	LIFE INS CO OF AL	13,787	- %	100.00%
103	L	4853	AAA LIFE GRP	13,350	- %	100.00%
104	L	4750	PRIMERICA GRP	12,586	- %	100.00%
105	L	901	CIGNA HLTH GRP	10,600	- %	100.00%
106	L	68772	SECURITY MUT LIFE INS CO OF NY	10,350	- %	100.00%
107	L	4877	TWA & AMFI CORP GRP	8,087	- %	100.00%
108	L	56413	UNITED TRANSPORTATION UNION INS ASSN	7,700	- %	100.00%
109	L	28	AMICA MUT GRP	7,000	- %	100.00%
110	L	58009	POLICE & FIREMENS INS ASSN	6,500	- %	100.00%
111	L	4862	ASSURITY GRP	4,280	- %	100.00%
112	L	276	TRUSTMARK MUT HOLDING CO GRP	4,247	- %	100.00%
113	L	4966	INSURANCE CAPITAL GRP	3,900	- %	100.00%
114	L	57487	CATHOLIC ORDER OF FORESTERS	2,900	- %	100.00%
115	L	513	IOWA FARM BUREAU GRP	2,400	- %	100.00%
116	L	69132	STATE MUT INS CO	2,000	- %	100.00%
116	L	56154	GLEANER LIFE INS SOCIETY	2,000	- %	100.00%
118	L	70130	UNIVERSAL GUAR LIFE INS CO	1,875	- %	100.00%
119	L	3527	AMERICAN ENTERPRISE MUT GRP	1,830	- %	100.00%
120	L	213	ERIE INS GRP	1,650	- %	100.00%
121	L	71404	CONTINENTAL GEN INS CO	1,518	- %	100.00%
122	L	612	CITIZENS GRP	1,500	- %	100.00%
123	L	8	ALLSTATE INS GRP	1,456	- %	100.00%
124	L	56030	CATHOLIC FINANCIAL LIFE	1,325	- %	100.00%
125	L	65927	LINCOLN HERITAGE LIFE INS CO	1,304	- %	100.00%
			TOTAL	4,457,638,693	100.00%	100.00%

**Life Insurance Industry
Life/Health and Fraternal Insurers
2022 Market Share Report - Total Premium
Annuity Considerations**

Alaska

Rank	Business Type	Group/ Company Code	Group/Company Name	Direct Written Premium	Market Share	Cumulative Market Share
1	L	826	NEW YORK LIFE GRP	81,344,210	17.27%	17.27%
2	L	4734	APOLLO GLOBAL MGMT GRP	38,158,765	8.10%	25.37%
3	L	20	LINCOLN NATL GRP	30,121,434	6.40%	31.77%
4	L	435	MASS MUT LIFE INS GRP	25,656,420	5.45%	37.22%
5	L	943	AMERITAS MUT HOLDING GRP	25,361,473	5.39%	42.60%
6	L	12	AMERICAN INTL GRP	19,365,328	4.11%	46.71%
7	L	836	WEST SOUTHERN GRP	17,182,944	3.65%	50.36%
8	L	200	UNITED SERV AUTOMOBILE ASSN GRP	16,617,490	3.53%	53.89%
9	L	140	NATIONWIDE CORP GRP	15,355,324	3.26%	57.15%
10	L	4832	VOYA FINANCIAL GRP	14,887,624	3.16%	60.31%
11	L	1216	TIAA FAMILY GRP	14,141,505	3.00%	63.32%
12	L	4988	BAYVIEW ASSET MANAGEMENT GRP	12,971,441	2.75%	66.07%
13	L	918	JACKSON NATL GRP	12,764,797	2.71%	68.78%
14	L	431	SAMMONS ENTERPRISES GRP	11,134,956	2.36%	71.14%
15	L	241	METROPOLITAN GRP	9,263,962	1.97%	73.11%
16	L	4965	EQUITABLE HOLDINGS INC GRP	8,875,696	1.88%	75.00%
17	L	670	FIDELITY NATL FIN INC GRP	8,735,083	1.85%	76.85%
18	L	761	ALLIANZ INS GRP	8,390,176	1.78%	78.63%
19	L	304	PRUDENTIAL OF AMER GRP	8,223,314	1.75%	80.38%
20	L	4736	GGC GRP	8,042,433	1.71%	82.09%
21	L	4890	SBL HOLDINGS GRP	7,139,358	1.52%	83.60%
22	L	306	TRUSTAGE GRP	6,818,071	1.45%	85.05%
23	L	56014	THRIVENT FINANCIAL FOR LUTHERANS	6,178,042	1.31%	86.36%
24	L	4	AMERIPRISE FIN GRP	5,402,276	1.15%	87.51%
25	L	212	ZURICH INS GRP	5,400,100	1.15%	88.66%
26	L	4932	BRIGHTHOUSE HOLDINGS GRP	5,146,595	1.09%	89.75%
27	L	4947	PROSPERITY LIFE INS GRP	4,322,388	0.92%	90.67%
28	L	619	ONEAMERICA FIN PARTNERS GRP	3,791,922	0.81%	91.47%
29	L	4794	GROUP 1001 INS HOLDINGS GRP	3,612,856	0.77%	92.24%
30	L	3891	GLOBAL ATLANTIC GRP	3,207,963	0.68%	92.92%
31	L	634	NATIONAL LIFE GRP	2,829,632	0.60%	93.52%
32	L	981	FIDELITY INVESTMENT INS & ANN GRP	2,748,570	0.58%	94.10%
33	L	709	PACIFIC LIFE GRP	2,739,855	0.58%	94.69%
34	L	330	AMERICAN FIDELITY CORP GRP	2,722,175	0.58%	95.26%
35	L	169	SENTRY INS GRP	2,469,839	0.52%	95.79%
36	L	4888	STERLING FINANCIAL INS GRP INC	1,803,993	0.38%	96.17%
37	L	4855	SUMITOMO LIFE INS GRP	1,639,708	0.35%	96.52%
38	L	458	DAI-ICHI LIFE HOLDINGS INC GRP	1,547,647	0.33%	96.85%
39	L	2658	AMERICAN EQUITY INVESTMENT GRP	1,413,149	0.30%	97.15%
40	L	1348	MEIJI YASUDA LIFE INS GRP	1,385,672	0.29%	97.44%
41	L	468	AEGON US HOLDING GRP	1,307,239	0.28%	97.72%
42	L	4844	LIA HOLDINGS GRP	1,218,849	0.26%	97.98%
43	L	408	BROOKFIELD ASSET MGMT REINS PARTNERS	1,213,894	0.26%	98.24%
44	L	429	GUARDIAN LIFE GRP	1,191,199	0.25%	98.49%
45	L	62510	EQUITRUST LIFE INS CO	961,218	0.20%	98.69%
46	L	300	HORACE MANN GRP	902,039	0.19%	98.88%
47	L	869	MINNESOTA MUT GRP	714,434	0.15%	99.04%
48	L	769	GREAT WEST GRP	476,311	0.10%	99.14%
49	L	872	BANNER LIFE GRP	457,300	0.10%	99.23%
50	L	176	STATE FARM GRP	418,627	0.09%	99.32%
51	L	860	NORTHWESTERN MUT GRP	400,675	0.09%	99.41%
52	L	588	KANSAS CITY LIFE INS GRP	257,428	0.05%	99.46%
53	L	850	PENN MUT GRP	256,446	0.05%	99.52%
54	L	261	MUTUAL OF OMAHA GRP	237,248	0.05%	99.57%
55	L	1117	MANHATTAN LIFE GRP	214,775	0.05%	99.61%
56	L	57142	SONS OF NORWAY	213,983	0.05%	99.66%
57	L	67423	ASPIDA LIFE INS CO	184,006	0.04%	99.70%
58	L	4925	KUVARE GRP	177,770	0.04%	99.74%
59	L	4926	TALCOTT HOLDINGS GRP	170,360	0.04%	99.77%
60	L	315	INDUSTRIAL ALLIANCE GRP	156,209	0.03%	99.81%
61	L	67180	OHIO STATE LIFE INS CO	150,012	0.03%	99.84%
62	L	84174	ELCO MUT LIFE & ANN	129,671	0.03%	99.86%
63	L	3098	TOKIO MARINE HOLDINGS INC GRP	124,841	0.03%	99.89%

**Life Insurance Industry
Life/Health and Fraternal Insurers
2022 Market Share Report - Total Premium
Annuity Considerations**

Alaska

Rank	Business Type	Group/ Company Code	Group/Company Name	Direct Written Premium	Market Share	Cumulative Market Share
64	L	5016	AQUARIAN INS HOLDINGS GRP	121,715	0.03%	99.92%
65	L	332	PRINCIPAL FIN GRP	121,323	0.03%	99.94%
66	L	69272	IBEXIS LIFE & ANN INS CO	115,000	0.02%	99.97%
67	L	57320	WOODMEN WORLD LIFE INS SOC	24,320	0.01%	99.97%
68	L	4853	AAA LIFE GRP	22,660	- %	99.98%
69	L	64505	HOMESTEADERS LIFE CO	20,938	- %	99.98%
70	L	57541	MODERN WOODMEN OF AMER	15,960	- %	99.98%
71	L	56456	UNITED STATES LETTER CARRIERS MUT BE	13,447	- %	99.99%
72	L	1211	NATIONAL GUARDIAN LIFE INS GRP	9,810	- %	99.99%
73	L	5014	EVERLAKE HOLDINGS GRP	8,589	- %	99.99%
74	L	904	JOHN HANCOCK GRP	8,309	- %	99.99%
75	L	50	COUNTRY INS & FIN SERV GRP	6,300	- %	99.99%
76	L	535	COLUMBIAN LIFE GRP	6,050	- %	100.00%
77	L	56154	GLENER LIFE INS SOCIETY	6,000	- %	100.00%
78	L	56332	FIRST CATH SLOVAK LADIES ASSN USA	5,800	- %	100.00%
79	L	3527	AMERICAN ENTERPRISE MUT GRP	5,442	- %	100.00%
80	L	153	PEKIN INS GRP	4,300	- %	100.00%
81	L	344	CHURCH PENSION FUND GRP	3,970	- %	100.00%
82	L	513	IOWA FARM BUREAU GRP	3,050	- %	100.00%
83	L	4877	TWA & AMFI CORP GRP	2,575	- %	100.00%
84	L	60542	AMERICAN HOME LIFE INS CO	1,200	- %	100.00%
85	L	233	CNO FINANCIAL GRP	1,100	- %	100.00%
86	L	5024	FORTITUDE GRP HOLDINGS LLC GRP	900	- %	100.00%
87	L	801	DIRECTORS INVESTMENT GRP	828	- %	100.00%
88	L	56170	WOMANS LIFE INS SOCIETY	683	- %	100.00%
89	L	707	UNITEDHEALTH GRP	446	- %	100.00%
90	L	4750	PRIMERICA GRP	441	- %	100.00%
91	L	8	ALLSTATE INS GRP	300	- %	100.00%
92	L	449	FINANCIAL HOLDINGS GRP	215	- %	100.00%
93	L	213	ERIE INS GRP	100	- %	100.00%
93	L	65927	LINCOLN HERITAGE LIFE INS CO	100	- %	100.00%
95	L	70130	UNIVERSAL GUAR LIFE INS CO	92	- %	100.00%
96	L	56030	CATHOLIC FINANCIAL LIFE	50	- %	100.00%
97	L	572	BCBS OF MI GRP	40	- %	100.00%
98	L	56413	UNITED TRANSPORTATION UNION INS ASSN	25	- %	100.00%
99	L	901	CIGNA HLTH GRP	8	- %	100.00%
			TOTAL	470,961,628	100.00%	100.00%

**Life Insurance Industry
Life/Health and Fraternal Insurers
2022 Market Share Report - Total Premium
Annuity Considerations**

Arizona

Rank	Business Type	Group/ Company Code	Group/Company Name	Direct Written Premium	Market Share	Cumulative Market Share
1	L	12	AMERICAN INTL GRP	977,426,820	10.41%	10.41%
2	L	140	NATIONWIDE CORP GRP	801,050,388	8.53%	18.94%
3	L	4734	APOLLO GLOBAL MGMT GRP	654,582,476	6.97%	25.91%
4	L	435	MASS MUT LIFE INS GRP	632,089,102	6.73%	32.65%
5	L	826	NEW YORK LIFE GRP	510,796,334	5.44%	38.09%
6	L	304	PRUDENTIAL OF AMER GRP	399,105,362	4.25%	42.34%
7	L	670	FIDELITY NATL FIN INC GRP	382,828,336	4.08%	46.42%
8	L	761	ALLIANZ INS GRP	380,188,864	4.05%	50.46%
9	L	4965	EQUITABLE HOLDINGS INC GRP	328,953,297	3.50%	53.97%
10	L	20	LINCOLN NATL GRP	292,922,162	3.12%	57.09%
11	L	918	JACKSON NATL GRP	291,921,338	3.11%	60.20%
12	L	709	PACIFIC LIFE GRP	289,937,553	3.09%	63.29%
13	L	241	METROPOLITAN GRP	288,914,025	3.08%	66.36%
14	L	431	SAMMONS ENTERPRISES GRP	267,008,013	2.84%	69.21%
15	L	4932	BRIGHTHOUSE HOLDINGS GRP	234,442,074	2.50%	71.70%
16	L	1216	TIAA FAMILY GRP	225,027,803	2.40%	74.10%
17	L	836	WEST SOUTHERN GRP	222,660,073	2.37%	76.47%
18	L	458	DAI-ICHI LIFE HOLDINGS INC GRP	184,228,719	1.96%	78.43%
19	L	4832	VOYA FINANCIAL GRP	161,841,934	1.72%	80.16%
20	L	4855	SUMITOMO LIFE INS GRP	159,879,898	1.70%	81.86%
21	L	3891	GLOBAL ATLANTIC GRP	158,117,879	1.68%	83.54%
22	L	200	UNITED SERV AUTOMOBILE ASSN GRP	154,076,031	1.64%	85.19%
23	L	4888	STERLING FINANCIAL INS GRP INC	128,814,566	1.37%	86.56%
24	L	4890	SBL HOLDINGS GRP	84,252,779	0.90%	87.46%
25	L	2658	AMERICAN EQUITY INVESTMENT GRP	81,062,132	0.86%	88.32%
26	L	4	AMERIPRISE FIN GRP	71,325,187	0.76%	89.08%
27	L	56014	THRIVENT FINANCIAL FOR LUTHERANS	67,604,977	0.72%	89.80%
28	L	4794	GROUP 1001 INS HOLDINGS GRP	51,611,915	0.55%	90.35%
29	L	4824	ADVANTAGE CAPITAL GRP	48,254,350	0.51%	90.86%
30	L	5038	MIDWEST HOLDINGS INC GRP	45,995,463	0.49%	91.35%
31	L	4988	BAYVIEW ASSET MANAGEMENT GRP	41,944,981	0.45%	91.80%
32	L	306	TRUSTAGE GRP	38,081,937	0.41%	92.20%
33	L	4925	KUVARE GRP	37,520,362	0.40%	92.60%
34	L	62510	EQUITRUST LIFE INS CO	37,209,019	0.40%	93.00%
35	L	261	MUTUAL OF OMAHA GRP	36,224,754	0.39%	93.39%
36	L	408	BROOKFIELD ASSET MGMT REINS PARTNERS	34,283,745	0.37%	93.75%
37	L	619	ONEAMERICA FIN PARTNERS GRP	32,515,475	0.35%	94.10%
38	L	943	AMERITAS MUT HOLDING GRP	32,267,238	0.34%	94.44%
39	L	981	FIDELITY INVESTMENT INS & ANN GRP	32,199,816	0.34%	94.78%
40	L	850	PENN MUT GRP	26,779,430	0.29%	95.07%
41	L	4736	GGC GRP	25,818,591	0.27%	95.34%
42	L	332	PRINCIPAL FIN GRP	25,686,785	0.27%	95.62%
43	L	60445	SAGICOR LIFE INS CO	23,636,689	0.25%	95.87%
44	L	634	NATIONAL LIFE GRP	23,429,709	0.25%	96.12%
45	L	67423	ASPIDA LIFE INS CO	23,386,157	0.25%	96.37%
46	L	5016	AQUARIAN INS HOLDINGS GRP	22,923,563	0.24%	96.61%
47	L	872	BANNER LIFE GRP	22,757,015	0.24%	96.85%
48	L	56693	GCU	22,596,816	0.24%	97.10%
49	L	429	GUARDIAN LIFE GRP	20,749,901	0.22%	97.32%
50	L	1348	MEIJI YASUDA LIFE INS GRP	20,063,765	0.21%	97.53%
51	L	869	MINNESOTA MUT GRP	18,890,875	0.20%	97.73%
52	L	4941	NATIONAL WESTERN LIFE GRP	17,995,253	0.19%	97.92%
53	L	513	IOWA FARM BUREAU GRP	17,202,045	0.18%	98.11%
54	L	468	AEGON US HOLDING GRP	16,647,723	0.18%	98.28%
55	L	169	SENTRY INS GRP	16,286,822	0.17%	98.46%
56	L	4947	PROSPERITY LIFE INS GRP	15,143,208	0.16%	98.62%
57	L	233	CNO FINANCIAL GRP	14,813,606	0.16%	98.78%
58	L	3098	TOKIO MARINE HOLDINGS INC GRP	14,546,407	0.15%	98.93%
59	L	860	NORTHWESTERN MUT GRP	13,958,975	0.15%	99.08%
60	L	176	STATE FARM GRP	7,878,563	0.08%	99.16%
61	L	449	FINANCIAL HOLDINGS GRP	7,732,295	0.08%	99.25%
62	L	300	HORACE MANN GRP	7,324,726	0.08%	99.32%
63	L	4903	CALTON HOLDINGS GRP	6,481,143	0.07%	99.39%

**Life Insurance Industry
Life/Health and Fraternal Insurers
2022 Market Share Report - Total Premium
Annuity Considerations**

Arizona

Rank	Business Type	Group/ Company Code	Group/Company Name	Direct Written Premium	Market Share	Cumulative Market Share
64	L	1117	MANHATTAN LIFE GRP	5,390,857	0.06%	99.45%
65	L	574	AMERCO CORP GRP	4,947,303	0.05%	99.50%
66	L	4926	TALCOTT HOLDINGS GRP	4,726,270	0.05%	99.55%
67	L	84174	ELCO MUT LIFE & ANN	3,646,241	0.04%	99.59%
68	L	3436	LIBERTY LIFE GRP TRUST GRP	3,073,500	0.03%	99.62%
69	L	57541	MODERN WOODMEN OF AMER	2,945,667	0.03%	99.66%
70	L	769	GREAT WEST GRP	2,779,081	0.03%	99.69%
71	L	56685	GBU FINANCIAL LIFE	2,576,917	0.03%	99.71%
72	L	7	FEDERATED MUT GRP	2,554,977	0.03%	99.74%
73	L	69272	IBEXIS LIFE & ANN INS CO	2,078,977	0.02%	99.76%
74	L	67180	OHIO STATE LIFE INS CO	1,975,625	0.02%	99.78%
75	L	801	DIRECTORS INVESTMENT GRP	1,945,996	0.02%	99.80%
76	L	212	ZURICH INS GRP	1,686,473	0.02%	99.82%
77	L	5024	FORTITUDE GRP HOLDINGS LLC GRP	1,599,516	0.02%	99.84%
78	L	50	COUNTRY INS & FIN SERV GRP	1,353,086	0.01%	99.85%
79	L	4844	LIA HOLDINGS GRP	1,177,455	0.01%	99.87%
80	L	56340	FIRST CATH SLOVAK UNION OF US & CN	984,055	0.01%	99.88%
81	L	280	AUTO OWNERS GRP	901,087	0.01%	99.89%
82	L	588	KANSAS CITY LIFE INS GRP	730,705	0.01%	99.89%
83	L	1211	NATIONAL GUARDIAN LIFE INS GRP	678,935	0.01%	99.90%
84	L	4011	GENWORTH FIN GRP	558,229	0.01%	99.91%
85	L	56332	FIRST CATH SLOVAK LADIES ASSN USA	499,664	0.01%	99.91%
86	L	330	AMERICAN FIDELITY CORP GRP	471,656	0.01%	99.92%
87	L	57487	CATHOLIC ORDER OF FORESTERS	428,035	- %	99.92%
88	L	315	INDUSTRIAL ALLIANCE GRP	419,410	- %	99.93%
89	L	60230	FARMERS LIFE INS CO	412,505	- %	99.93%
90	L	473	AMERICAN FAMILY INS GRP	373,106	- %	99.94%
91	L	68772	SECURITY MUT LIFE INS CO OF NY	350,024	- %	99.94%
92	L	56782	NATIONAL SLOVAK SOCIETY OF THE USA	346,559	- %	99.94%
93	L	2878	UNITED HERITAGE MUT GRP	340,676	- %	99.95%
94	L	99600	AMERICAN CENTURY LIFE INS CO	327,844	- %	99.95%
95	L	3527	AMERICAN ENTERPRISE MUT GRP	320,050	- %	99.95%
96	L	28	AMICA MUT GRP	305,711	- %	99.96%
97	L	4752	GREGG E ZAHN GRP	269,566	- %	99.96%
98	L	57657	ROYAL NEIGHBORS OF AMER	249,492	- %	99.96%
99	L	704	CONSTELLATION INS HOLDINGS GRP	244,292	- %	99.96%
100	L	57568	1891 FINANCIAL LIFE	238,658	- %	99.97%
101	L	904	JOHN HANCOCK GRP	227,035	- %	99.97%
102	L	57320	WOODMEN WORLD LIFE INS SOC	219,182	- %	99.97%
103	L	56030	CATHOLIC FINANCIAL LIFE	212,808	- %	99.97%
104	L	4712	GPM LIFE GRP	197,601	- %	99.98%
105	L	57630	POLISH ROMAN CATHOLIC UNION OF AMER	185,440	- %	99.98%
106	L	290	GLOBE LIFE INC GRP	174,883	- %	99.98%
107	L	56154	GLEANER LIFE INS SOCIETY	146,288	- %	99.98%
108	L	61212	BALTIMORE LIFE INS CO	137,686	- %	99.98%
109	L	4553	SAVINGS BANK LIFE GRP	134,161	- %	99.98%
110	L	57142	SONS OF NORWAY	132,600	- %	99.99%
111	L	56227	KSKJ LIFE	127,075	- %	99.99%
112	L	4853	AAA LIFE GRP	126,500	- %	99.99%
113	L	4862	ASSURITY GRP	115,256	- %	99.99%
114	L	56456	UNITED STATES LETTER CARRIERS MUT BE	96,797	- %	99.99%
115	L	454	SECURITY NATL GRP	93,296	- %	99.99%
116	L	64505	HOMESTEADERS LIFE CO	74,823	- %	99.99%
117	L	5014	EVERLAKE HOLDINGS GRP	73,388	- %	99.99%
118	L	56170	WOMANS LIFE INS SOCIETY	57,550	- %	99.99%
119	L	57010	WILLIAM PENN ASSN	56,455	- %	99.99%
120	L	451	FIDELITY SECURITY GRP	46,152	- %	100.00%
121	L	367	PHYSICIANS MUT GRP	43,217	- %	100.00%
122	L	55	AUTOMOBILE CLUB MI GRP	37,200	- %	100.00%
123	L	58068	INDEPENDENT ORDER OF FORESTERS US BR	34,580	- %	100.00%
124	L	901	CIGNA HLTH GRP	30,042	- %	100.00%
125	L	917	HCSC GRP	30,000	- %	100.00%
			TOTAL	9,388,892,858	100.00%	100.00%

**Life Insurance Industry
Life/Health and Fraternal Insurers
2022 Market Share Report - Total Premium
Annuity Considerations**

Arkansas

Rank	Business Type	Group/ Company Code	Group/Company Name	Direct Written Premium	Market Share	Cumulative Market Share
1	L	4734	APOLLO GLOBAL MGMT GRP	188,346,168	8.68%	8.68%
2	L	3891	GLOBAL ATLANTIC GRP	161,305,928	7.43%	16.11%
3	L	435	MASS MUT LIFE INS GRP	151,138,901	6.96%	23.08%
4	L	140	NATIONWIDE CORP GRP	144,661,991	6.67%	29.74%
5	L	12	AMERICAN INTL GRP	111,901,423	5.16%	34.90%
6	L	1216	TIAA FAMILY GRP	91,232,970	4.20%	39.10%
7	L	20	LINCOLN NATL GRP	83,373,231	3.84%	42.94%
8	L	709	PACIFIC LIFE GRP	82,109,187	3.78%	46.73%
9	L	670	FIDELITY NATL FIN INC GRP	81,368,478	3.75%	50.48%
10	L	918	JACKSON NATL GRP	78,458,580	3.62%	54.09%
11	L	4932	BRIGHTHOUSE HOLDINGS GRP	77,319,441	3.56%	57.66%
12	L	826	NEW YORK LIFE GRP	66,913,076	3.08%	60.74%
13	L	304	PRUDENTIAL OF AMER GRP	61,066,913	2.81%	63.55%
14	L	4965	EQUITABLE HOLDINGS INC GRP	57,895,232	2.67%	66.22%
15	L	4832	VOYA FINANCIAL GRP	51,092,185	2.35%	68.58%
16	L	431	SAMMONS ENTERPRISES GRP	49,339,687	2.27%	70.85%
17	L	761	ALLIANZ INS GRP	48,508,201	2.24%	73.08%
18	L	241	METROPOLITAN GRP	41,474,535	1.91%	75.00%
19	L	836	WEST SOUTHERN GRP	36,770,742	1.69%	76.69%
20	L	57541	MODERN WOODMEN OF AMER	32,424,186	1.49%	78.18%
21	L	4	AMERIPRISE FIN GRP	28,207,311	1.30%	79.48%
22	L	4888	STERLING FINANCIAL INS GRP INC	27,341,843	1.26%	80.74%
23	L	4794	GROUP 1001 INS HOLDINGS GRP	26,643,439	1.23%	81.97%
24	L	4890	SBL HOLDINGS GRP	25,920,873	1.19%	83.17%
25	L	619	ONEAMERICA FIN PARTNERS GRP	24,678,610	1.14%	84.30%
26	L	4855	SUMITOMO LIFE INS GRP	20,385,132	0.94%	85.24%
27	L	200	UNITED SERV AUTOMOBILE ASSN GRP	19,757,286	0.91%	86.15%
28	L	261	MUTUAL OF OMAHA GRP	18,083,938	0.83%	86.99%
29	L	4988	BAYVIEW ASSET MANAGEMENT GRP	16,432,117	0.76%	87.74%
30	L	56014	THRIVENT FINANCIAL FOR LUTHERANS	16,299,951	0.75%	88.49%
31	L	4824	ADVANTAGE CAPITAL GRP	14,714,757	0.68%	89.17%
32	L	3098	TOKIO MARINE HOLDINGS INC GRP	14,239,816	0.66%	89.83%
33	L	860	NORTHWESTERN MUT GRP	12,918,929	0.60%	90.42%
34	L	408	BROOKFIELD ASSET MGMT REINS PARTNERS	12,873,307	0.59%	91.02%
35	L	4925	KUVARE GRP	11,957,295	0.55%	91.57%
36	L	62510	EQUITRUST LIFE INS CO	9,879,471	0.46%	92.02%
37	L	2658	AMERICAN EQUITY INVESTMENT GRP	9,528,346	0.44%	92.46%
38	L	57320	WOODMEN WORLD LIFE INS SOC	9,309,764	0.43%	92.89%
39	L	84174	ELCO MUT LIFE & ANN	8,354,817	0.38%	93.28%
40	L	68896	SOUTHERN FARM BUREAU LIFE INS CO	8,183,808	0.38%	93.65%
41	L	233	CNO FINANCIAL GRP	7,791,292	0.36%	94.01%
42	L	5016	AQUARIAN INS HOLDINGS GRP	7,217,996	0.33%	94.34%
43	L	869	MINNESOTA MUT GRP	7,038,355	0.32%	94.67%
44	L	4736	GGC GRP	6,802,587	0.31%	94.98%
45	L	1348	MEIJI YASUDA LIFE INS GRP	6,668,926	0.31%	95.29%
46	L	634	NATIONAL LIFE GRP	6,176,136	0.28%	95.57%
47	L	943	AMERITAS MUT HOLDING GRP	6,112,806	0.28%	95.86%
48	L	3436	LIBERTY LIFE GRP TRUST GRP	5,306,342	0.24%	96.10%
49	L	458	DAI-ICHI LIFE HOLDINGS INC GRP	5,266,743	0.24%	96.34%
50	L	83836	SELECTED FUNERAL & LIFE INS CO	5,071,560	0.23%	96.58%
51	L	67423	ASPIDA LIFE INS CO	4,870,243	0.22%	96.80%
52	L	176	STATE FARM GRP	4,692,029	0.22%	97.02%
53	L	981	FIDELITY INVESTMENT INS & ANN GRP	4,257,943	0.20%	97.21%
54	L	801	DIRECTORS INVESTMENT GRP	3,873,571	0.18%	97.39%
55	L	60445	SAGICOR LIFE INS CO	3,645,018	0.17%	97.56%
56	L	872	BANNER LIFE GRP	3,623,551	0.17%	97.73%
57	L	429	GUARDIAN LIFE GRP	3,454,811	0.16%	97.89%
58	L	449	FINANCIAL HOLDINGS GRP	3,181,986	0.15%	98.03%
59	L	306	TRUSTAGE GRP	3,138,553	0.14%	98.18%
60	L	330	AMERICAN FIDELITY CORP GRP	3,016,363	0.14%	98.32%
61	L	332	PRINCIPAL FIN GRP	3,005,990	0.14%	98.46%
62	L	4947	PROSPERITY LIFE INS GRP	2,547,640	0.12%	98.57%
63	L	850	PENN MUT GRP	2,262,837	0.10%	98.68%

**Life Insurance Industry
Life/Health and Fraternal Insurers
2022 Market Share Report - Total Premium
Annuity Considerations**

Arkansas

Rank	Business Type	Group/ Company Code	Group/Company Name	Direct Written Premium	Market Share	Cumulative Market Share
64	L	4941	NATIONAL WESTERN LIFE GRP	1,986,056	0.09%	98.77%
65	L	169	SENTRY INS GRP	1,983,223	0.09%	98.86%
66	L	69272	IBEXIS LIFE & ANN INS CO	1,755,991	0.08%	98.94%
67	L	83860	CYRUS LIFE INS CO	1,737,700	0.08%	99.02%
68	L	123	SHELTER INS GRP	1,628,595	0.08%	99.10%
69	L	612	CITIZENS GRP	1,583,200	0.07%	99.17%
70	L	1117	MANHATTAN LIFE GRP	1,572,121	0.07%	99.24%
71	L	468	AEGON US HOLDING GRP	1,559,206	0.07%	99.31%
72	L	300	HORACE MANN GRP	1,550,094	0.07%	99.38%
73	L	588	KANSAS CITY LIFE INS GRP	1,546,738	0.07%	99.46%
74	L	99600	AMERICAN CENTURY LIFE INS CO	1,211,974	0.06%	99.51%
75	L	4926	TALCOTT HOLDINGS GRP	977,265	0.05%	99.56%
76	L	904	JOHN HANCOCK GRP	876,953	0.04%	99.60%
77	L	67180	OHIO STATE LIFE INS CO	845,000	0.04%	99.64%
78	L	85928	FAMILY LIBERTY LIFE INS CO	814,788	0.04%	99.67%
79	L	4903	CALTON HOLDINGS GRP	807,262	0.04%	99.71%
80	L	84115	JACKSON GRIFFIN INS CO	746,107	0.03%	99.75%
81	L	454	SECURITY NATL GRP	517,274	0.02%	99.77%
82	L	5024	FORTITUDE GRP HOLDINGS LLC GRP	438,513	0.02%	99.79%
83	L	64505	HOMESTEADERS LIFE CO	378,948	0.02%	99.81%
84	L	280	AUTO OWNERS GRP	325,593	0.02%	99.82%
85	L	1	CVS GRP	300,000	0.01%	99.84%
86	L	344	CHURCH PENSION FUND GRP	294,889	0.01%	99.85%
87	L	315	INDUSTRIAL ALLIANCE GRP	294,494	0.01%	99.86%
88	L	769	GREAT WEST GRP	292,788	0.01%	99.88%
89	L	7	FEDERATED MUT GRP	263,000	0.01%	99.89%
90	L	57657	ROYAL NEIGHBORS OF AMER	262,420	0.01%	99.90%
91	L	212	ZURICH INS GRP	258,234	0.01%	99.91%
92	L	574	AMERCO CORP GRP	253,209	0.01%	99.92%
93	L	704	CONSTELLATION INS HOLDINGS GRP	222,313	0.01%	99.93%
94	L	56685	GBU FINANCIAL LIFE	201,000	0.01%	99.94%
95	L	4553	SAVINGS BANK LIFE GRP	189,946	0.01%	99.95%
96	L	5014	EVERLAKE HOLDINGS GRP	124,831	0.01%	99.96%
97	L	56030	CATHOLIC FINANCIAL LIFE	120,537	0.01%	99.96%
98	L	451	FIDELITY SECURITY GRP	114,946	0.01%	99.97%
99	L	58009	POLICE & FIREMENS INS ASSN	100,000	- %	99.97%
100	L	290	GLOBE LIFE INC GRP	88,935	- %	99.98%
101	L	1211	NATIONAL GUARDIAN LIFE INS GRP	82,264	- %	99.98%
102	L	4877	TWA & AMFI CORP GRP	79,832	- %	99.98%
103	L	56413	UNITED TRANSPORTATION UNION INS ASSN	52,637	- %	99.99%
104	L	4011	GENWORTH FIN GRP	44,840	- %	99.99%
105	L	62928	EMC NATL LIFE CO	37,462	- %	99.99%
106	L	244	CINCINNATI FIN GRP	17,735	- %	99.99%
107	L	513	IOWA FARM BUREAU GRP	17,425	- %	99.99%
108	L	4752	GREGG E ZAHN GRP	16,747	- %	99.99%
109	L	56456	UNITED STATES LETTER CARRIERS MUT BE	15,888	- %	99.99%
110	L	57487	CATHOLIC ORDER OF FORESTERS	15,000	- %	99.99%
111	L	4712	GPM LIFE GRP	14,000	- %	100.00%
112	L	4784	DG ELMORE GRP	11,200	- %	100.00%
113	L	56154	GLEANER LIFE INS SOCIETY	10,811	- %	100.00%
114	L	83968	CITIZENS FIDELITY INS CO	10,688	- %	100.00%
115	L	525	PAN AMER LIFE GRP	10,479	- %	100.00%
116	L	83798	FOXO LIFE INS CO	7,903	- %	100.00%
117	L	276	TRUSTMARK MUT HOLDING CO GRP	7,680	- %	100.00%
118	L	28	AMICA MUT GRP	7,000	- %	100.00%
119	L	542	INDIANA FARM BUREAU GRP	6,000	- %	100.00%
120	L	50	COUNTRY INS & FIN SERV GRP	4,575	- %	100.00%
121	L	60542	AMERICAN HOME LIFE INS CO	4,080	- %	100.00%
122	L	4750	PRIMERICA GRP	3,264	- %	100.00%
123	L	707	UNITEDHEALTH GRP	2,927	- %	100.00%
124	L	4862	ASSURITY GRP	1,800	- %	100.00%
125	L	526	MAXIMUM CORP GRP	1,402	- %	100.00%
			TOTAL	2,170,149,805	100.00%	100.00%

**Life Insurance Industry
Life/Health and Fraternal Insurers
2022 Market Share Report - Total Premium
Annuity Considerations**

California

Rank	Business Type	Group/ Company Code	Group/Company Name	Direct Written Premium	Market Share	Cumulative Market Share
1	L	4734	APOLLO GLOBAL MGMT GRP	3,456,903,663	9.69%	9.69%
2	L	826	NEW YORK LIFE GRP	2,800,273,067	7.85%	17.53%
3	L	12	AMERICAN INTL GRP	2,325,727,055	6.52%	24.05%
4	L	709	PACIFIC LIFE GRP	1,981,051,734	5.55%	29.60%
5	L	435	MASS MUT LIFE INS GRP	1,972,186,364	5.53%	35.12%
6	L	140	NATIONWIDE CORP GRP	1,704,481,828	4.78%	39.90%
7	L	761	ALLIANZ INS GRP	1,653,771,829	4.63%	44.53%
8	L	4965	EQUITABLE HOLDINGS INC GRP	1,468,361,432	4.11%	48.65%
9	L	304	PRUDENTIAL OF AMER GRP	1,272,995,746	3.57%	52.21%
10	L	918	JACKSON NATL GRP	1,265,643,711	3.55%	55.76%
11	L	20	LINCOLN NATL GRP	1,189,920,909	3.33%	59.09%
12	L	4832	VOYA FINANCIAL GRP	1,183,357,084	3.32%	62.41%
13	L	431	SAMMONS ENTERPRISES GRP	1,080,155,965	3.03%	65.44%
14	L	3891	GLOBAL ATLANTIC GRP	1,009,353,789	2.83%	68.27%
15	L	836	WEST SOUTHERN GRP	941,825,528	2.64%	70.90%
16	L	4932	BRIGHTHOUSE HOLDINGS GRP	934,543,201	2.62%	73.52%
17	L	241	METROPOLITAN GRP	847,404,398	2.37%	75.90%
18	L	670	FIDELITY NATL FIN INC GRP	806,896,645	2.26%	78.16%
19	L	4855	SUMITOMO LIFE INS GRP	776,060,710	2.17%	80.33%
20	L	1216	TIAA FAMILY GRP	645,150,371	1.81%	82.14%
21	L	200	UNITED SERV AUTOMOBILE ASSN GRP	638,533,123	1.79%	83.93%
22	L	634	NATIONAL LIFE GRP	474,915,933	1.33%	85.26%
23	L	619	ONEAMERICA FIN PARTNERS GRP	436,242,079	1.22%	86.48%
24	L	4890	SBL HOLDINGS GRP	412,254,319	1.16%	87.64%
25	L	4	AMERIPRISE FIN GRP	370,370,420	1.04%	88.67%
26	L	4794	GROUP 1001 INS HOLDINGS GRP	297,559,737	0.83%	89.51%
27	L	4824	ADVANTAGE CAPITAL GRP	209,787,397	0.59%	90.10%
28	L	408	BROOKFIELD ASSET MGMT REINS PARTNERS	204,414,811	0.57%	90.67%
29	L	4925	KUVARE GRP	187,448,180	0.53%	91.19%
30	L	943	AMERITAS MUT HOLDING GRP	179,824,505	0.50%	91.70%
31	L	332	PRINCIPAL FIN GRP	168,833,387	0.47%	92.17%
32	L	56014	THRIVENT FINANCIAL FOR LUTHERANS	165,815,581	0.46%	92.64%
33	L	2658	AMERICAN EQUITY INVESTMENT GRP	164,334,427	0.46%	93.10%
34	L	62510	EQUITRUST LIFE INS CO	153,504,866	0.43%	93.53%
35	L	981	FIDELITY INVESTMENT INS & ANN GRP	151,550,700	0.42%	93.95%
36	L	261	MUTUAL OF OMAHA GRP	137,567,207	0.39%	94.34%
37	L	330	AMERICAN FIDELITY CORP GRP	121,975,554	0.34%	94.68%
38	L	468	AEGON US HOLDING GRP	121,873,306	0.34%	95.02%
39	L	306	TRUSTAGE GRP	112,875,660	0.32%	95.34%
40	L	3098	TOKIO MARINE HOLDINGS INC GRP	101,269,879	0.28%	95.62%
41	L	872	BANNER LIFE GRP	100,867,791	0.28%	95.90%
42	L	169	SENTRY INS GRP	96,430,664	0.27%	96.17%
43	L	4853	AAA LIFE GRP	96,327,653	0.27%	96.44%
44	L	458	DAI-ICHI LIFE HOLDINGS INC GRP	91,994,760	0.26%	96.70%
45	L	860	NORTHWESTERN MUT GRP	86,648,005	0.24%	96.94%
46	L	4988	BAYVIEW ASSET MANAGEMENT GRP	84,910,118	0.24%	97.18%
47	L	429	GUARDIAN LIFE GRP	80,193,267	0.22%	97.40%
48	L	1348	MEIJI YASUDA LIFE INS GRP	76,606,570	0.21%	97.62%
49	L	4736	GGC GRP	75,818,654	0.21%	97.83%
50	L	60445	SAGICOR LIFE INS CO	59,635,620	0.17%	98.00%
51	L	4888	STERLING FINANCIAL INS GRP INC	56,200,356	0.16%	98.16%
52	L	233	CNO FINANCIAL GRP	54,515,204	0.15%	98.31%
53	L	449	FINANCIAL HOLDINGS GRP	51,634,808	0.14%	98.45%
54	L	869	MINNESOTA MUT GRP	50,954,963	0.14%	98.60%
55	L	4947	PROSPERITY LIFE INS GRP	50,276,330	0.14%	98.74%
56	L	574	AMERCO CORP GRP	45,532,190	0.13%	98.87%
57	L	769	GREAT WEST GRP	44,781,042	0.13%	98.99%
58	L	3436	LIBERTY LIFE GRP TRUST GRP	32,421,437	0.09%	99.08%
59	L	4844	LIA HOLDINGS GRP	30,914,922	0.09%	99.17%
60	L	4903	CALTON HOLDINGS GRP	28,104,347	0.08%	99.25%
61	L	850	PENN MUT GRP	27,989,153	0.08%	99.33%
62	L	4926	TALCOTT HOLDINGS GRP	27,271,004	0.08%	99.40%
63	L	300	HORACE MANN GRP	23,744,466	0.07%	99.47%

**Life Insurance Industry
Life/Health and Fraternal Insurers
2022 Market Share Report - Total Premium
Annuity Considerations**

California

Rank	Business Type	Group/ Company Code	Group/Company Name	Direct Written Premium	Market Share	Cumulative Market Share
64	L	56693	GCU	22,818,354	0.06%	99.53%
65	L	57541	MODERN WOODMEN OF AMER	18,238,253	0.05%	99.58%
66	L	5024	FORTITUDE GRP HOLDINGS LLC GRP	16,419,082	0.05%	99.63%
67	L	5016	AQUARIAN INS HOLDINGS GRP	15,497,962	0.04%	99.67%
68	L	176	STATE FARM GRP	14,564,741	0.04%	99.71%
69	L	4941	NATIONAL WESTERN LIFE GRP	12,885,359	0.04%	99.75%
70	L	212	ZURICH INS GRP	10,196,346	0.03%	99.78%
71	L	1117	MANHATTAN LIFE GRP	7,680,308	0.02%	99.80%
72	L	315	INDUSTRIAL ALLIANCE GRP	7,547,515	0.02%	99.82%
73	L	57940	PORTUGUESE FRATERNAL SOCIETY OF AMER	6,229,847	0.02%	99.84%
74	L	1211	NATIONAL GUARDIAN LIFE INS GRP	6,149,305	0.02%	99.86%
75	L	588	KANSAS CITY LIFE INS GRP	6,025,993	0.02%	99.87%
76	L	904	JOHN HANCOCK GRP	5,734,557	0.02%	99.89%
77	L	57967	LUSO AMER LIFE INS SOCIETY	5,363,861	0.02%	99.90%
78	L	56634	CROATIAN FRATERNAL UNION OF AMER	3,189,114	0.01%	99.91%
79	L	56782	NATIONAL SLOVAK SOCIETY OF THE USA	2,661,769	0.01%	99.92%
80	L	67180	OHIO STATE LIFE INS CO	1,899,226	0.01%	99.93%
81	L	4011	GENWORTH FIN GRP	1,783,532	- %	99.93%
82	L	1	CVS GRP	1,733,631	- %	99.94%
83	L	704	CONSTELLATION INS HOLDINGS GRP	1,582,149	- %	99.94%
84	L	57320	WOODMEN WORLD LIFE INS SOC	1,514,409	- %	99.94%
85	L	56685	GBU FINANCIAL LIFE	1,462,770	- %	99.95%
86	L	57630	POLISH ROMAN CATHOLIC UNION OF AMER	1,451,206	- %	99.95%
87	L	57657	ROYAL NEIGHBORS OF AMER	1,309,616	- %	99.96%
88	L	3527	AMERICAN ENTERPRISE MUT GRP	1,166,552	- %	99.96%
89	L	801	DIRECTORS INVESTMENT GRP	1,157,591	- %	99.96%
90	L	67423	ASPIDA LIFE INS CO	1,150,000	- %	99.97%
91	L	2878	UNITED HERITAGE MUT GRP	1,005,926	- %	99.97%
92	L	56332	FIRST CATH SLOVAK LADIES ASSN USA	850,711	- %	99.97%
93	L	5014	EVERLAKE HOLDINGS GRP	726,585	- %	99.97%
94	L	84174	ELCO MUT LIFE & ANN	725,823	- %	99.97%
95	L	454	SECURITY NATL GRP	607,414	- %	99.98%
96	L	64505	HOMESTEADERS LIFE CO	590,608	- %	99.98%
97	L	56456	UNITED STATES LETTER CARRIERS MUT BE	543,652	- %	99.98%
98	L	451	FIDELITY SECURITY GRP	537,859	- %	99.98%
99	L	57010	WILLIAM PENN ASSN	525,059	- %	99.98%
100	L	88668	MUTUAL OF AMER LIFE INS CO	441,243	- %	99.98%
101	L	4553	SAVINGS BANK LIFE GRP	415,073	- %	99.98%
102	L	71404	CONTINENTAL GEN INS CO	401,881	- %	99.99%
103	L	290	GLOBE LIFE INC GRP	380,093	- %	99.99%
104	L	57142	SONS OF NORWAY	375,482	- %	99.99%
105	L	344	CHURCH PENSION FUND GRP	355,100	- %	99.99%
106	L	57673	SLOVENE NATL BENEFIT SOCIETY	329,230	- %	99.99%
107	L	58033	KNIGHTS OF COLUMBUS	315,971	- %	99.99%
108	L	55	AUTOMOBILE CLUB MI GRP	274,914	- %	99.99%
109	L	69272	IBEXIS LIFE & ANN INS CO	274,372	- %	99.99%
110	L	56499	ASSURED LIFE ASSN	265,243	- %	99.99%
111	L	57487	CATHOLIC ORDER OF FORESTERS	212,315	- %	99.99%
112	L	4862	ASSURITY GRP	204,689	- %	99.99%
113	L	4877	TWA & AMFI CORP GRP	185,085	- %	99.99%
114	L	56030	CATHOLIC FINANCIAL LIFE	165,044	- %	100.00%
115	L	244	CINCINNATI FIN GRP	155,403	- %	100.00%
116	L	615	BENEFICIAL LIFE GRP	150,267	- %	100.00%
117	L	56227	KSKJ LIFE	137,404	- %	100.00%
118	L	707	UNITEDHEALTH GRP	134,122	- %	100.00%
119	L	525	PAN AMER LIFE GRP	124,926	- %	100.00%
120	L	57568	1891 FINANCIAL LIFE	100,579	- %	100.00%
121	L	572	BCBS OF MI GRP	86,586	- %	100.00%
122	L	62928	EMC NATL LIFE CO	86,145	- %	100.00%
123	L	57622	POLISH NATL ALLIANCE US OF NA	85,909	- %	100.00%
124	L	69310	SURETY LIFE INS CO	83,930	- %	100.00%
125	L	28	AMICA MUT GRP	80,821	- %	100.00%
			TOTAL	35,690,562,781	100.00%	100.00%

**Life Insurance Industry
Life/Health and Fraternal Insurers
2022 Market Share Report - Total Premium
Annuity Considerations**

Colorado

Rank	Business Type	Group/ Company Code	Group/Company Name	Direct Written Premium	Market Share	Cumulative Market Share
1	L	4734	APOLLO GLOBAL MGMT GRP	682,540,014	10.06%	10.06%
2	L	826	NEW YORK LIFE GRP	401,971,249	5.93%	15.99%
3	L	140	NATIONWIDE CORP GRP	395,513,871	5.83%	21.82%
4	L	304	PRUDENTIAL OF AMER GRP	372,977,459	5.50%	27.32%
5	L	761	ALLIANZ INS GRP	358,734,314	5.29%	32.61%
6	L	435	MASS MUT LIFE INS GRP	355,676,106	5.24%	37.85%
7	L	241	METROPOLITAN GRP	302,242,697	4.46%	42.31%
8	L	20	LINCOLN NATL GRP	269,303,426	3.97%	46.28%
9	L	670	FIDELITY NATL FIN INC GRP	261,585,309	3.86%	50.14%
10	L	12	AMERICAN INTL GRP	247,516,776	3.65%	53.79%
11	L	1216	TIAA FAMILY GRP	247,477,404	3.65%	57.43%
12	L	4965	EQUITABLE HOLDINGS INC GRP	230,075,678	3.39%	60.83%
13	L	918	JACKSON NATL GRP	201,714,613	2.97%	63.80%
14	L	431	SAMMONS ENTERPRISES GRP	200,542,248	2.96%	66.76%
15	L	836	WEST SOUTHERN GRP	177,530,687	2.62%	69.37%
16	L	619	ONEAMERICA FIN PARTNERS GRP	177,406,123	2.62%	71.99%
17	L	4832	VOYA FINANCIAL GRP	168,640,818	2.49%	74.48%
18	L	709	PACIFIC LIFE GRP	158,958,779	2.34%	76.82%
19	L	200	UNITED SERV AUTOMOBILE ASSN GRP	158,931,459	2.34%	79.16%
20	L	4932	BRIGHTHOUSE HOLDINGS GRP	153,101,153	2.26%	81.42%
21	L	3891	GLOBAL ATLANTIC GRP	111,170,246	1.64%	83.06%
22	L	2658	AMERICAN EQUITY INVESTMENT GRP	104,287,174	1.54%	84.60%
23	L	4888	STERLING FINANCIAL INS GRP INC	73,302,582	1.08%	85.68%
24	L	4890	SBL HOLDINGS GRP	66,074,503	0.97%	86.65%
25	L	860	NORTHWESTERN MUT GRP	60,268,399	0.89%	87.54%
26	L	4855	SUMITOMO LIFE INS GRP	59,405,152	0.88%	88.42%
27	L	56014	THRIVENT FINANCIAL FOR LUTHERANS	52,321,148	0.77%	89.19%
28	L	4794	GROUP 1001 INS HOLDINGS GRP	44,609,330	0.66%	89.85%
29	L	4	AMERIPRISE FIN GRP	44,532,997	0.66%	90.50%
30	L	943	AMERITAS MUT HOLDING GRP	44,279,201	0.65%	91.16%
31	L	468	AEGON US HOLDING GRP	37,606,086	0.55%	91.71%
32	L	458	DAI-ICHI LIFE HOLDINGS INC GRP	36,553,658	0.54%	92.25%
33	L	4925	KUVARE GRP	34,778,987	0.51%	92.76%
34	L	62510	EQUITRUST LIFE INS CO	33,128,851	0.49%	93.25%
35	L	4988	BAYVIEW ASSET MANAGEMENT GRP	31,620,106	0.47%	93.72%
36	L	4824	ADVANTAGE CAPITAL GRP	28,247,265	0.42%	94.13%
37	L	233	CNO FINANCIAL GRP	27,772,592	0.41%	94.54%
38	L	5038	MIDWEST HOLDINGS INC GRP	26,552,971	0.39%	94.93%
39	L	429	GUARDIAN LIFE GRP	22,285,573	0.33%	95.26%
40	L	306	TRUSTAGE GRP	19,462,065	0.29%	95.55%
41	L	872	BANNER LIFE GRP	19,268,710	0.28%	95.83%
42	L	169	SENTRY INS GRP	16,249,158	0.24%	96.07%
43	L	634	NATIONAL LIFE GRP	14,309,039	0.21%	96.28%
44	L	5016	AQUARIAN INS HOLDINGS GRP	14,125,993	0.21%	96.49%
45	L	981	FIDELITY INVESTMENT INS & ANN GRP	13,341,752	0.20%	96.69%
46	L	869	MINNESOTA MUT GRP	12,747,119	0.19%	96.88%
47	L	332	PRINCIPAL FIN GRP	12,667,093	0.19%	97.06%
48	L	57541	MODERN WOODMEN OF AMER	12,562,705	0.19%	97.25%
49	L	67423	ASPIDA LIFE INS CO	12,142,603	0.18%	97.43%
50	L	261	MUTUAL OF OMAHA GRP	11,224,068	0.17%	97.59%
51	L	60445	SAGICOR LIFE INS CO	11,083,123	0.16%	97.76%
52	L	408	BROOKFIELD ASSET MGMT REINS PARTNERS	11,057,492	0.16%	97.92%
53	L	3098	TOKIO MARINE HOLDINGS INC GRP	10,339,376	0.15%	98.07%
54	L	4947	PROSPERITY LIFE INS GRP	10,255,828	0.15%	98.22%
55	L	4736	GGC GRP	9,828,466	0.14%	98.37%
56	L	212	ZURICH INS GRP	8,613,969	0.13%	98.50%
57	L	1348	MEIJI YASUDA LIFE INS GRP	8,542,769	0.13%	98.62%
58	L	176	STATE FARM GRP	7,927,874	0.12%	98.74%
59	L	588	KANSAS CITY LIFE INS GRP	7,660,468	0.11%	98.85%
60	L	513	IOWA FARM BUREAU GRP	6,699,118	0.10%	98.95%
61	L	4941	NATIONAL WESTERN LIFE GRP	6,442,751	0.09%	99.04%
62	L	300	HORACE MANN GRP	6,415,069	0.09%	99.14%
63	L	769	GREAT WEST GRP	5,506,869	0.08%	99.22%

**Life Insurance Industry
Life/Health and Fraternal Insurers
2022 Market Share Report - Total Premium
Annuity Considerations**

Colorado

Rank	Business Type	Group/ Company Code	Group/Company Name	Direct Written Premium	Market Share	Cumulative Market Share
64	L	84174	ELCO MUT LIFE & ANN	5,345,013	0.08%	99.30%
65	L	850	PENN MUT GRP	5,217,472	0.08%	99.38%
66	L	449	FINANCIAL HOLDINGS GRP	4,472,816	0.07%	99.44%
67	L	704	CONSTELLATION INS HOLDINGS GRP	4,222,641	0.06%	99.50%
68	L	4926	TALCOTT HOLDINGS GRP	3,111,228	0.05%	99.55%
69	L	904	JOHN HANCOCK GRP	2,718,764	0.04%	99.59%
70	L	4903	CALTON HOLDINGS GRP	2,632,623	0.04%	99.63%
71	L	5024	FORTITUDE GRP HOLDINGS LLC GRP	2,312,719	0.03%	99.66%
72	L	4844	LIA HOLDINGS GRP	1,792,064	0.03%	99.69%
73	L	3436	LIBERTY LIFE GRP TRUST GRP	1,706,508	0.03%	99.71%
74	L	56693	GCU	1,500,138	0.02%	99.74%
75	L	574	AMERCO CORP GRP	1,451,413	0.02%	99.76%
76	L	56685	GBU FINANCIAL LIFE	1,360,464	0.02%	99.78%
77	L	330	AMERICAN FIDELITY CORP GRP	1,314,800	0.02%	99.80%
78	L	50	COUNTRY INS & FIN SERV GRP	1,128,378	0.02%	99.81%
79	L	1117	MANHATTAN LIFE GRP	1,090,313	0.02%	99.83%
80	L	56227	KSKJ LIFE	1,081,706	0.02%	99.85%
81	L	2878	UNITED HERITAGE MUT GRP	762,472	0.01%	99.86%
82	L	69272	IBEXIS LIFE & ANN INS CO	760,270	0.01%	99.87%
83	L	473	AMERICAN FAMILY INS GRP	719,824	0.01%	99.88%
84	L	67180	OHIO STATE LIFE INS CO	692,687	0.01%	99.89%
85	L	315	INDUSTRIAL ALLIANCE GRP	641,078	0.01%	99.90%
86	L	88668	MUTUAL OF AMER LIFE INS CO	630,976	0.01%	99.91%
87	L	4553	SAVINGS BANK LIFE GRP	527,018	0.01%	99.92%
88	L	4639	RGA INC GRP	506,478	0.01%	99.92%
89	L	1211	NATIONAL GUARDIAN LIFE INS GRP	505,276	0.01%	99.93%
90	L	801	DIRECTORS INVESTMENT GRP	479,427	0.01%	99.94%
91	L	4616	EVERENCE GRP	433,200	0.01%	99.94%
92	L	451	FIDELITY SECURITY GRP	345,181	0.01%	99.95%
93	L	68896	SOUTHERN FARM BUREAU LIFE INS CO	282,858	- %	99.95%
94	L	57487	CATHOLIC ORDER OF FORESTERS	245,182	- %	99.96%
95	L	4862	ASSURITY GRP	232,895	- %	99.96%
96	L	56782	NATIONAL SLOVAK SOCIETY OF THE USA	188,676	- %	99.96%
97	L	280	AUTO OWNERS GRP	181,399	- %	99.97%
98	L	64505	HOMESTEADERS LIFE CO	157,167	- %	99.97%
99	L	4996	UPSTREAM HOLDINGS GRP	150,000	- %	99.97%
100	L	58009	POLICE & FIREMENS INS ASSN	136,600	- %	99.97%
101	L	290	GLOBE LIFE INC GRP	133,906	- %	99.97%
102	L	244	CINCINNATI FIN GRP	127,570	- %	99.98%
103	L	4877	TWA & AMFI CORP GRP	125,444	- %	99.98%
104	L	56480	WSA FRATERNAL LIFE	107,235	- %	99.98%
105	L	57673	SLOVENE NATL BENEFIT SOCIETY	101,379	- %	99.98%
106	L	57142	SONS OF NORWAY	101,248	- %	99.98%
107	L	4752	GREGG E ZAHN GRP	100,862	- %	99.98%
108	L	60542	AMERICAN HOME LIFE INS CO	91,800	- %	99.99%
109	L	57320	WOODMEN WORLD LIFE INS SOC	85,373	- %	99.99%
110	L	4011	GENWORTH FIN GRP	72,748	- %	99.99%
111	L	615	BENEFICIAL LIFE GRP	65,335	- %	99.99%
112	L	56499	ASSURED LIFE ASSN	62,332	- %	99.99%
113	L	28	AMICA MUT GRP	60,147	- %	99.99%
114	L	5014	EVERLAKE HOLDINGS GRP	58,500	- %	99.99%
115	L	454	SECURITY NATL GRP	57,762	- %	99.99%
116	L	56456	UNITED STATES LETTER CARRIERS MUT BE	57,078	- %	99.99%
117	L	57657	ROYAL NEIGHBORS OF AMER	48,306	- %	99.99%
118	L	56340	FIRST CATH SLOVAK UNION OF US & CN	47,975	- %	100.00%
119	L	344	CHURCH PENSION FUND GRP	37,562	- %	100.00%
120	L	62928	EMC NATL LIFE CO	34,983	- %	100.00%
121	L	123	SHELTER INS GRP	34,375	- %	100.00%
122	L	3527	AMERICAN ENTERPRISE MUT GRP	29,794	- %	100.00%
123	L	11121	UNIFIED LIFE INS CO	26,875	- %	100.00%
124	L	64580	ILLINOIS MUT LIFE INS CO	25,000	- %	100.00%
125	L	535	COLUMBIAN LIFE GRP	21,790	- %	100.00%
			TOTAL	6,782,589,850	100.00%	100.00%

**Life Insurance Industry
Life/Health and Fraternal Insurers
2022 Market Share Report - Total Premium
Annuity Considerations**

Connecticut

Rank	Business Type	Group/ Company Code	Group/Company Name	Direct Written Premium	Market Share	Cumulative Market Share
1	L	4832	VOYA FINANCIAL GRP	515,019,614	8.14%	8.14%
2	L	435	MASS MUT LIFE INS GRP	388,924,338	6.15%	14.29%
3	L	140	NATIONWIDE CORP GRP	366,600,564	5.80%	20.09%
4	L	304	PRUDENTIAL OF AMER GRP	343,839,329	5.44%	25.52%
5	L	1216	TIAA FAMILY GRP	331,624,432	5.24%	30.77%
6	L	4734	APOLLO GLOBAL MGMT GRP	324,812,924	5.14%	35.90%
7	L	918	JACKSON NATL GRP	307,302,855	4.86%	40.76%
8	L	241	METROPOLITAN GRP	284,782,431	4.50%	45.26%
9	L	4965	EQUITABLE HOLDINGS INC GRP	277,183,130	4.38%	49.64%
10	L	670	FIDELITY NATL FIN INC GRP	253,560,299	4.01%	53.65%
11	L	826	NEW YORK LIFE GRP	221,964,338	3.51%	57.16%
12	L	761	ALLIANZ INS GRP	209,573,755	3.31%	60.48%
13	L	12	AMERICAN INTL GRP	204,654,240	3.24%	63.71%
14	L	20	LINCOLN NATL GRP	188,302,168	2.98%	66.69%
15	L	4932	BRIGHTHOUSE HOLDINGS GRP	185,578,874	2.93%	69.62%
16	L	3891	GLOBAL ATLANTIC GRP	175,594,956	2.78%	72.40%
17	L	709	PACIFIC LIFE GRP	152,836,511	2.42%	74.82%
18	L	4890	SBL HOLDINGS GRP	131,734,895	2.08%	76.90%
19	L	431	SAMMONS ENTERPRISES GRP	129,697,856	2.05%	78.95%
20	L	836	WEST SOUTHERN GRP	110,815,032	1.75%	80.70%
21	L	4794	GROUP 1001 INS HOLDINGS GRP	101,961,842	1.61%	82.31%
22	L	4855	SUMITOMO LIFE INS GRP	97,255,575	1.54%	83.85%
23	L	200	UNITED SERV AUTOMOBILE ASSN GRP	88,727,222	1.40%	85.25%
24	L	261	MUTUAL OF OMAHA GRP	86,713,263	1.37%	86.62%
25	L	4	AMERIPRISE FIN GRP	82,600,642	1.31%	87.93%
26	L	3098	TOKIO MARINE HOLDINGS INC GRP	63,850,343	1.01%	88.94%
27	L	2658	AMERICAN EQUITY INVESTMENT GRP	54,411,703	0.86%	89.80%
28	L	62510	EQUITRUST LIFE INS CO	44,145,424	0.70%	90.50%
29	L	860	NORTHWESTERN MUT GRP	43,273,905	0.68%	91.18%
30	L	306	TRUSTAGE GRP	38,833,935	0.61%	91.80%
31	L	4925	KUVARE GRP	37,333,439	0.59%	92.39%
32	L	408	BROOKFIELD ASSET MGMT REINS PARTNERS	36,617,634	0.58%	92.96%
33	L	943	AMERITAS MUT HOLDING GRP	35,025,999	0.55%	93.52%
34	L	869	MINNESOTA MUT GRP	29,812,200	0.47%	93.99%
35	L	233	CNO FINANCIAL GRP	29,603,568	0.47%	94.46%
36	L	4736	GGC GRP	29,401,054	0.46%	94.92%
37	L	1348	MEIJI YASUDA LIFE INS GRP	26,937,668	0.43%	95.35%
38	L	619	ONEAMERICA FIN PARTNERS GRP	24,699,395	0.39%	95.74%
39	L	332	PRINCIPAL FIN GRP	23,701,069	0.37%	96.11%
40	L	4888	STERLING FINANCIAL INS GRP INC	22,912,617	0.36%	96.48%
41	L	981	FIDELITY INVESTMENT INS & ANN GRP	22,704,507	0.36%	96.84%
42	L	769	GREAT WEST GRP	19,094,437	0.30%	97.14%
43	L	429	GUARDIAN LIFE GRP	18,474,167	0.29%	97.43%
44	L	850	PENN MUT GRP	14,812,875	0.23%	97.66%
45	L	458	DAI-ICHI LIFE HOLDINGS INC GRP	14,747,976	0.23%	97.90%
46	L	634	NATIONAL LIFE GRP	14,631,059	0.23%	98.13%
47	L	449	FINANCIAL HOLDINGS GRP	14,586,380	0.23%	98.36%
48	L	574	AMERCO CORP GRP	13,370,273	0.21%	98.57%
49	L	468	AEGON US HOLDING GRP	13,360,155	0.21%	98.78%
50	L	212	ZURICH INS GRP	11,903,977	0.19%	98.97%
51	L	56014	THRIVENT FINANCIAL FOR LUTHERANS	11,503,516	0.18%	99.15%
52	L	169	SENTRY INS GRP	10,805,505	0.17%	99.32%
53	L	872	BANNER LIFE GRP	10,168,450	0.16%	99.48%
54	L	300	HORACE MANN GRP	5,724,703	0.09%	99.57%
55	L	4926	TALCOTT HOLDINGS GRP	3,596,102	0.06%	99.63%
56	L	4844	LIA HOLDINGS GRP	3,276,664	0.05%	99.68%
57	L	69272	IBEXIS LIFE & ANN INS CO	1,753,288	0.03%	99.71%
58	L	3436	LIBERTY LIFE GRP TRUST GRP	1,709,975	0.03%	99.74%
59	L	56693	GCU	1,495,873	0.02%	99.76%
60	L	56782	NATIONAL SLOVAK SOCIETY OF THE USA	1,464,785	0.02%	99.78%
61	L	801	DIRECTORS INVESTMENT GRP	1,435,594	0.02%	99.81%
62	L	290	GLOBE LIFE INC GRP	1,269,328	0.02%	99.83%
63	L	176	STATE FARM GRP	1,023,676	0.02%	99.84%

**Life Insurance Industry
Life/Health and Fraternal Insurers
2022 Market Share Report - Total Premium
Annuity Considerations**

Connecticut

Rank	Business Type	Group/ Company Code	Group/Company Name	Direct Written Premium	Market Share	Cumulative Market Share
64	L	1117	MANHATTAN LIFE GRP	964,294	0.02%	99.86%
65	L	57541	MODERN WOODMEN OF AMER	909,869	0.01%	99.87%
66	L	704	CONSTELLATION INS HOLDINGS GRP	854,037	0.01%	99.89%
67	L	56685	GBU FINANCIAL LIFE	654,890	0.01%	99.90%
68	L	5024	FORTITUDE GRP HOLDINGS LLC GRP	649,877	0.01%	99.91%
69	L	56820	POLISH FALCONS OF AMER	613,085	0.01%	99.92%
70	L	344	CHURCH PENSION FUND GRP	473,396	0.01%	99.92%
71	L	1	CVS GRP	352,336	0.01%	99.93%
72	L	56456	UNITED STATES LETTER CARRIERS MUT BE	329,113	0.01%	99.93%
73	L	4011	GENWORTH FIN GRP	299,753	- %	99.94%
74	L	57657	ROYAL NEIGHBORS OF AMER	290,000	- %	99.94%
75	L	4947	PROSPERITY LIFE INS GRP	279,561	- %	99.95%
76	L	56340	FIRST CATH SLOVAK UNION OF US & CN	250,702	- %	99.95%
77	L	904	JOHN HANCOCK GRP	250,362	- %	99.96%
78	L	67423	ASPIDA LIFE INS CO	250,000	- %	99.96%
79	L	4553	SAVINGS BANK LIFE GRP	245,000	- %	99.96%
80	L	1211	NATIONAL GUARDIAN LIFE INS GRP	215,986	- %	99.97%
81	L	28	AMICA MUT GRP	209,794	- %	99.97%
82	L	315	INDUSTRIAL ALLIANCE GRP	202,695	- %	99.97%
83	L	5014	EVERLAKE HOLDINGS GRP	201,092	- %	99.98%
84	L	4941	NATIONAL WESTERN LIFE GRP	198,666	- %	99.98%
85	L	56138	CSA FRATERNAL LIFE	197,788	- %	99.98%
86	L	57622	POLISH NATL ALLIANCE US OF NA	185,580	- %	99.99%
87	L	57630	POLISH ROMAN CATHOLIC UNION OF AMER	159,270	- %	99.99%
88	L	535	COLUMBIAN LIFE GRP	153,814	- %	99.99%
89	L	57215	UKRAINIAN NATL ASSN INC	138,032	- %	99.99%
90	L	57010	WILLIAM PENN ASSN	102,962	- %	99.99%
91	L	57320	WOODMEN WORLD LIFE INS SOC	87,466	- %	100.00%
92	L	4213	WILTON RE GRP	41,772	- %	100.00%
93	L	56154	GLENER LIFE INS SOCIETY	30,800	- %	100.00%
94	L	4853	AAA LIFE GRP	30,000	- %	100.00%
95	L	56170	WOMANS LIFE INS SOCIETY	20,458	- %	100.00%
96	L	58009	POLICE & FIREMENS INS ASSN	18,223	- %	100.00%
97	L	68772	SECURITY MUT LIFE INS CO OF NY	17,650	- %	100.00%
98	L	64505	HOMESTEADERS LIFE CO	11,865	- %	100.00%
99	L	2878	UNITED HERITAGE MUT GRP	8,697	- %	100.00%
100	L	56332	FIRST CATH SLOVAK LADIES ASSN USA	8,120	- %	100.00%
101	L	542	INDIANA FARM BUREAU GRP	7,000	- %	100.00%
101	L	62928	EMC NATL LIFE CO	7,000	- %	100.00%
103	L	56227	KSKJ LIFE	6,500	- %	100.00%
104	L	525	PAN AMER LIFE GRP	6,331	- %	100.00%
105	L	7	FEDERATED MUT GRP	6,050	- %	100.00%
106	L	588	KANSAS CITY LIFE INS GRP	5,950	- %	100.00%
107	L	4616	EVERENCE GRP	5,600	- %	100.00%
108	L	4712	GPM LIFE GRP	5,000	- %	100.00%
109	L	56030	CATHOLIC FINANCIAL LIFE	4,306	- %	100.00%
110	L	5016	AQUARIAN INS HOLDINGS GRP	3,160	- %	100.00%
111	L	213	ERIE INS GRP	2,500	- %	100.00%
112	L	57967	LUSO AMER LIFE INS SOCIETY	2,400	- %	100.00%
113	L	565	UNUM GRP	1,400	- %	100.00%
114	L	58181	SUPREME COUNCIL THE ROYAL ARCANUM	1,200	- %	100.00%
115	L	70130	UNIVERSAL GUAR LIFE INS CO	800	- %	100.00%
116	L	707	UNITEDHEALTH GRP	662	- %	100.00%
117	L	4750	PRIMERICA GRP	657	- %	100.00%
118	L	4877	TWA & AMFI CORP GRP	300	- %	100.00%
119	L	8	ALLSTATE INS GRP	260	- %	100.00%
120	L	57142	SONS OF NORWAY	166	- %	100.00%
121	L	57487	CATHOLIC ORDER OF FORESTERS	120	- %	100.00%
122	L	901	CIGNA HLTH GRP	15	- %	100.00%
			TOTAL	6,325,107,165	100.00%	100.00%

**Life Insurance Industry
Life/Health and Fraternal Insurers
2022 Market Share Report - Total Premium
Annuity Considerations**

Delaware

Rank	Business Type	Group/ Company Code	Group/Company Name	Direct Written Premium	Market Share	Cumulative Market Share
1	L	826	NEW YORK LIFE GRP	566,547,714	17.92%	17.92%
2	L	200	UNITED SERV AUTOMOBILE ASSN GRP	554,309,535	17.54%	35.46%
3	L	241	METROPOLITAN GRP	363,696,580	11.51%	46.96%
4	L	304	PRUDENTIAL OF AMER GRP	192,548,404	6.09%	53.05%
5	L	20	LINCOLN NATL GRP	189,609,337	6.00%	59.05%
6	L	4734	APOLLO GLOBAL MGMT GRP	131,481,670	4.16%	63.21%
7	L	435	MASS MUT LIFE INS GRP	92,919,841	2.94%	66.15%
8	L	212	ZURICH INS GRP	89,010,752	2.82%	68.97%
9	L	918	JACKSON NATL GRP	76,334,058	2.41%	71.38%
10	L	12	AMERICAN INTL GRP	67,839,511	2.15%	73.53%
11	L	4965	EQUITABLE HOLDINGS INC GRP	64,309,644	2.03%	75.56%
12	L	140	NATIONWIDE CORP GRP	61,821,683	1.96%	77.52%
13	L	3891	GLOBAL ATLANTIC GRP	59,881,534	1.89%	79.41%
14	L	431	SAMMONS ENTERPRISES GRP	48,149,967	1.52%	80.93%
15	L	4832	VOYA FINANCIAL GRP	42,341,951	1.34%	82.27%
16	L	2658	AMERICAN EQUITY INVESTMENT GRP	41,761,770	1.32%	83.60%
17	L	709	PACIFIC LIFE GRP	41,226,890	1.30%	84.90%
18	L	4932	BRIGHTHOUSE HOLDINGS GRP	39,327,931	1.24%	86.14%
19	L	1216	TIAA FAMILY GRP	38,619,433	1.22%	87.37%
20	L	761	ALLIANZ INS GRP	37,920,800	1.20%	88.56%
21	L	836	WEST SOUTHERN GRP	27,881,171	0.88%	89.45%
22	L	4890	SBL HOLDINGS GRP	25,987,344	0.82%	90.27%
23	L	670	FIDELITY NATL FIN INC GRP	22,766,087	0.72%	90.99%
24	L	850	PENN MUT GRP	21,026,285	0.67%	91.65%
25	L	4844	LIA HOLDINGS GRP	20,331,487	0.64%	92.30%
26	L	4947	PROSPERITY LIFE INS GRP	20,281,721	0.64%	92.94%
27	L	4	AMERIPRISE FIN GRP	20,059,272	0.63%	93.57%
28	L	4794	GROUP 1001 INS HOLDINGS GRP	17,805,730	0.56%	94.14%
29	L	4855	SUMITOMO LIFE INS GRP	14,979,152	0.47%	94.61%
30	L	62510	EQUITRUST LIFE INS CO	13,567,182	0.43%	95.04%
31	L	619	ONEAMERICA FIN PARTNERS GRP	10,022,659	0.32%	95.36%
32	L	261	MUTUAL OF OMAHA GRP	9,526,288	0.30%	95.66%
33	L	872	BANNER LIFE GRP	8,909,569	0.28%	95.94%
34	L	306	TRUSTAGE GRP	8,607,657	0.27%	96.21%
35	L	3098	TOKIO MARINE HOLDINGS INC GRP	8,188,859	0.26%	96.47%
36	L	4988	BAYVIEW ASSET MANAGEMENT GRP	7,373,761	0.23%	96.70%
37	L	4925	KUVARE GRP	7,361,738	0.23%	96.94%
38	L	634	NATIONAL LIFE GRP	7,092,727	0.22%	97.16%
39	L	233	CNO FINANCIAL GRP	6,855,137	0.22%	97.38%
40	L	869	MINNESOTA MUT GRP	6,605,133	0.21%	97.59%
41	L	14679	CROWN GLOBAL INS CO OF AMER	6,551,027	0.21%	97.79%
42	L	60445	SAGICOR LIFE INS CO	5,901,546	0.19%	97.98%
43	L	408	BROOKFIELD ASSET MGMT REINS PARTNERS	5,765,432	0.18%	98.16%
44	L	981	FIDELITY INVESTMENT INS & ANN GRP	5,072,290	0.16%	98.32%
45	L	332	PRINCIPAL FIN GRP	4,267,560	0.14%	98.46%
46	L	449	FINANCIAL HOLDINGS GRP	4,031,574	0.13%	98.59%
47	L	4736	GGC GRP	3,986,048	0.13%	98.71%
48	L	67423	ASPIDA LIFE INS CO	3,739,785	0.12%	98.83%
49	L	901	CIGNA HLTH GRP	3,539,298	0.11%	98.94%
50	L	468	AEGON US HOLDING GRP	3,268,491	0.10%	99.05%
51	L	860	NORTHWESTERN MUT GRP	2,907,853	0.09%	99.14%
52	L	1348	MEIJI YASUDA LIFE INS GRP	2,871,687	0.09%	99.23%
53	L	4888	STERLING FINANCIAL INS GRP INC	2,442,668	0.08%	99.31%
54	L	56014	THRIVENT FINANCIAL FOR LUTHERANS	2,370,029	0.07%	99.38%
55	L	458	DAI-ICHI LIFE HOLDINGS INC GRP	2,275,376	0.07%	99.45%
56	L	943	AMERITAS MUT HOLDING GRP	1,920,289	0.06%	99.51%
57	L	176	STATE FARM GRP	1,797,119	0.06%	99.57%
58	L	4926	TALCOTT HOLDINGS GRP	1,778,212	0.06%	99.63%
59	L	429	GUARDIAN LIFE GRP	1,599,076	0.05%	99.68%
60	L	5016	AQUARIAN INS HOLDINGS GRP	1,522,043	0.05%	99.73%
61	L	56251	MUTUAL BENEFICIAL ASSN INC	1,143,648	0.04%	99.76%
62	L	57010	WILLIAM PENN ASSN	850,000	0.03%	99.79%
63	L	300	HORACE MANN GRP	800,571	0.03%	99.81%

**Life Insurance Industry
Life/Health and Fraternal Insurers
2022 Market Share Report - Total Premium
Annuity Considerations**

Delaware

Rank	Business Type	Group/ Company Code	Group/Company Name	Direct Written Premium	Market Share	Cumulative Market Share
64	L	4639	RGA INC GRP	748,651	0.02%	99.84%
65	L	61212	BALTIMORE LIFE INS CO	698,542	0.02%	99.86%
66	L	574	AMERCO CORP GRP	562,605	0.02%	99.88%
67	L	4853	AAA LIFE GRP	400,000	0.01%	99.89%
68	L	56685	GBU FINANCIAL LIFE	373,178	0.01%	99.90%
69	L	1211	NATIONAL GUARDIAN LIFE INS GRP	338,963	0.01%	99.91%
70	L	56154	GLENER LIFE INS SOCIETY	316,174	0.01%	99.92%
71	L	4941	NATIONAL WESTERN LIFE GRP	296,579	0.01%	99.93%
72	L	57630	POLISH ROMAN CATHOLIC UNION OF AMER	211,900	0.01%	99.94%
73	L	244	CINCINNATI FIN GRP	194,386	0.01%	99.95%
74	L	169	SENTRY INS GRP	189,575	0.01%	99.95%
75	L	801	DIRECTORS INVESTMENT GRP	174,838	0.01%	99.96%
76	L	5024	FORTITUDE GRP HOLDINGS LLC GRP	169,279	0.01%	99.96%
77	L	1117	MANHATTAN LIFE GRP	143,654	- %	99.97%
78	L	213	ERIE INS GRP	128,123	- %	99.97%
79	L	704	CONSTELLATION INS HOLDINGS GRP	119,378	- %	99.98%
80	L	4011	GENWORTH FIN GRP	111,260	- %	99.98%
81	L	69272	IBEXIS LIFE & ANN INS CO	100,000	- %	99.98%
82	L	344	CHURCH PENSION FUND GRP	90,809	- %	99.98%
83	L	904	JOHN HANCOCK GRP	71,041	- %	99.99%
84	L	769	GREAT WEST GRP	70,634	- %	99.99%
85	L	58009	POLICE & FIREMENS INS ASSN	69,498	- %	99.99%
86	L	57657	ROYAL NEIGHBORS OF AMER	66,337	- %	99.99%
87	L	64505	HOMESTEADERS LIFE CO	51,919	- %	100.00%
88	L	57541	MODERN WOODMEN OF AMER	41,842	- %	100.00%
89	L	535	COLUMBIAN LIFE GRP	38,679	- %	100.00%
90	L	315	INDUSTRIAL ALLIANCE GRP	34,184	- %	100.00%
91	L	3436	LIBERTY LIFE GRP TRUST GRP	25,132	- %	100.00%
92	L	5014	EVERLAKE HOLDINGS GRP	22,000	- %	100.00%
93	L	290	GLOBE LIFE INC GRP	19,598	- %	100.00%
94	L	572	BCBS OF MI GRP	17,000	- %	100.00%
95	L	588	KANSAS CITY LIFE INS GRP	16,000	- %	100.00%
96	L	56456	UNITED STATES LETTER CARRIERS MUT BE	8,504	- %	100.00%
97	L	56332	FIRST CATH SLOVAK LADIES ASSN USA	1,200	- %	100.00%
98	L	57215	UKRAINIAN NATL ASSN INC	1,151	- %	100.00%
99	L	4750	PRIMERICA GRP	649	- %	100.00%
100	L	707	UNITEDHEALTH GRP	600	- %	100.00%
101	L	451	FIDELITY SECURITY GRP	514	- %	100.00%
102	L	687	GUARANTEE TRUST GRP	327	- %	100.00%
103	L	31	BERKSHIRE HATHAWAY GRP	125	- %	100.00%
104	L	28	AMICA MUT GRP	100	- %	100.00%
			TOTAL	3,161,144,385	100.00%	100.00%

**Life Insurance Industry
Life/Health and Fraternal Insurers
2022 Market Share Report - Total Premium
Annuity Considerations**

District Of Columbia

Rank	Business Type	Group/ Company Code	Group/Company Name	Direct Written Premium	Market Share	Cumulative Market Share
1	L	1216	TIAA FAMILY GRP	161,841,794	23.31%	23.31%
2	L	619	ONEAMERICA FIN PARTNERS GRP	48,959,762	7.05%	30.36%
3	L	20	LINCOLN NATL GRP	46,357,606	6.68%	37.03%
4	L	31	BERKSHIRE HATHAWAY GRP	37,325,000	5.37%	42.41%
5	L	4832	VOYA FINANCIAL GRP	34,784,945	5.01%	47.41%
6	L	4734	APOLLO GLOBAL MGMT GRP	28,954,146	4.17%	51.58%
7	L	826	NEW YORK LIFE GRP	27,861,658	4.01%	55.60%
8	L	4965	EQUITABLE HOLDINGS INC GRP	26,495,998	3.82%	59.41%
9	L	435	MASS MUT LIFE INS GRP	25,271,855	3.64%	63.05%
10	L	140	NATIONWIDE CORP GRP	24,557,086	3.54%	66.59%
11	L	918	JACKSON NATL GRP	20,149,611	2.90%	69.49%
12	L	304	PRUDENTIAL OF AMER GRP	20,105,027	2.90%	72.38%
13	L	12	AMERICAN INTL GRP	19,718,674	2.84%	75.22%
14	L	761	ALLIANZ INS GRP	17,055,263	2.46%	77.68%
15	L	709	PACIFIC LIFE GRP	16,038,183	2.31%	79.99%
16	L	836	WEST SOUTHERN GRP	12,923,136	1.86%	81.85%
17	L	4932	BRIGHTHOUSE HOLDINGS GRP	12,599,391	1.81%	83.66%
18	L	431	SAMMONS ENTERPRISES GRP	12,365,944	1.78%	85.44%
19	L	261	MUTUAL OF OMAHA GRP	9,696,331	1.40%	86.84%
20	L	3891	GLOBAL ATLANTIC GRP	9,189,982	1.32%	88.16%
21	L	200	UNITED SERV AUTOMOBILE ASSN GRP	8,987,596	1.29%	89.46%
22	L	943	AMERITAS MUT HOLDING GRP	8,361,939	1.20%	90.66%
23	L	4	AMERIPRISE FIN GRP	6,256,202	0.90%	91.56%
24	L	4855	SUMITOMO LIFE INS GRP	6,245,622	0.90%	92.46%
25	L	781	UNION LABOR GRP	5,739,600	0.83%	93.29%
26	L	670	FIDELITY NATL FIN INC GRP	4,160,144	0.60%	93.89%
27	L	306	TRUSTAGE GRP	3,981,050	0.57%	94.46%
28	L	2658	AMERICAN EQUITY INVESTMENT GRP	3,720,169	0.54%	95.00%
29	L	4890	SBL HOLDINGS GRP	3,242,826	0.47%	95.46%
30	L	981	FIDELITY INVESTMENT INS & ANN GRP	2,959,875	0.43%	95.89%
31	L	62510	EQUITRUST LIFE INS CO	2,698,533	0.39%	96.28%
32	L	769	GREAT WEST GRP	2,593,409	0.37%	96.65%
33	L	468	AEGON US HOLDING GRP	2,360,564	0.34%	96.99%
34	L	860	NORTHWESTERN MUT GRP	2,337,149	0.34%	97.33%
35	L	4888	STERLING FINANCIAL INS GRP INC	2,230,648	0.32%	97.65%
36	L	4988	BAYVIEW ASSET MANAGEMENT GRP	2,140,975	0.31%	97.96%
37	L	4736	GGC GRP	1,817,527	0.26%	98.22%
38	L	429	GUARDIAN LIFE GRP	1,663,895	0.24%	98.46%
39	L	4794	GROUP 1001 INS HOLDINGS GRP	1,533,150	0.22%	98.68%
40	L	872	BANNER LIFE GRP	1,488,154	0.21%	98.90%
41	L	634	NATIONAL LIFE GRP	1,352,562	0.19%	99.09%
42	L	904	JOHN HANCOCK GRP	1,329,706	0.19%	99.28%
43	L	4844	LIA HOLDINGS GRP	1,200,023	0.17%	99.45%
44	L	233	CNO FINANCIAL GRP	1,188,039	0.17%	99.63%
45	L	458	DAI-ICHI LIFE HOLDINGS INC GRP	974,196	0.14%	99.77%
46	L	4926	TALCOTT HOLDINGS GRP	915,841	0.13%	99.90%
47	L	869	MINNESOTA MUT GRP	850,529	0.12%	100.00%
48	L	850	PENN MUT GRP	821,128	0.12%	100.00%
49	L	4941	NATIONAL WESTERN LIFE GRP	740,322	0.11%	100.00%
50	L	408	BROOKFIELD ASSET MGMT REINS PARTNERS	726,280	0.10%	100.00%
51	L	56014	THRIVENT FINANCIAL FOR LUTHERANS	558,669	0.08%	100.00%
52	L	5016	AQUARIAN INS HOLDINGS GRP	557,257	0.08%	100.00%
53	L	212	ZURICH INS GRP	500,000	0.07%	100.00%
54	L	332	PRINCIPAL FIN GRP	467,788	0.07%	100.00%
55	L	1348	MEIJI YASUDA LIFE INS GRP	300,405	0.04%	100.00%
56	L	4925	KUVARE GRP	182,556	0.03%	100.00%
57	L	4947	PROSPERITY LIFE INS GRP	172,365	0.02%	100.00%
58	L	315	INDUSTRIAL ALLIANCE GRP	169,376	0.02%	100.00%
59	L	3436	LIBERTY LIFE GRP TRUST GRP	152,272	0.02%	100.00%
60	L	60445	SAGICOR LIFE INS CO	100,000	0.01%	100.00%
61	L	3098	TOKIO MARINE HOLDINGS INC GRP	75,000	0.01%	100.00%
62	L	588	KANSAS CITY LIFE INS GRP	52,219	0.01%	100.00%
63	L	1211	NATIONAL GUARDIAN LIFE INS GRP	36,642	0.01%	100.00%

**Life Insurance Industry
Life/Health and Fraternal Insurers
2022 Market Share Report - Total Premium
Annuity Considerations**

District Of Columbia

Rank	Business Type	Group/Company Code	Group/Company Name	Direct Written Premium	Market Share	Cumulative Market Share
64	L	56456	UNITED STATES LETTER CARRIERS MUT BE	29,790	- %	100.00%
65	L	67423	ASPIDA LIFE INS CO	25,000	- %	100.00%
66	L	4616	EVERENCE GRP	22,000	- %	100.00%
67	L	300	HORACE MANN GRP	17,077	- %	100.00%
68	L	56634	CROATIAN FRATERNAL UNION OF AMER	13,717	- %	100.00%
69	L	454	SECURITY NATL GRP	12,879	- %	100.00%
70	L	176	STATE FARM GRP	12,305	- %	100.00%
71	L	4011	GENWORTH FIN GRP	8,100	- %	100.00%
72	L	56685	GBU FINANCIAL LIFE	7,200	- %	100.00%
73	L	57215	UKRAINIAN NATL ASSN INC	7,000	- %	100.00%
73	L	57622	POLISH NATL ALLIANCE US OF NA	7,000	- %	100.00%
75	L	57320	WOODMEN WORLD LIFE INS SOC	6,000	- %	100.00%
76	L	169	SENTRY INS GRP	5,815	- %	100.00%
77	L	213	ERIE INS GRP	4,250	- %	100.00%
78	L	587	ATLANTIC AMER GRP	3,120	- %	100.00%
79	L	687	GUARANTEE TRUST GRP	2,032	- %	100.00%
80	L	61212	BALTIMORE LIFE INS CO	1,980	- %	100.00%
81	L	5024	FORTITUDE GRP HOLDINGS LLC GRP	1,572	- %	100.00%
82	L	4750	PRIMERICA GRP	1,496	- %	100.00%
83	L	451	FIDELITY SECURITY GRP	1,320	- %	100.00%
84	L	535	COLUMBIAN LIFE GRP	1,100	- %	100.00%
85	L	449	FINANCIAL HOLDINGS GRP	908	- %	100.00%
86	L	57541	MODERN WOODMEN OF AMER	600	- %	100.00%
86	L	64505	HOMESTEADERS LIFE CO	600	- %	100.00%
88	L	290	GLOBE LIFE INC GRP	599	- %	100.00%
89	L	4213	WILTON RE GRP	582	- %	100.00%
90	L	344	CHURCH PENSION FUND GRP	430	- %	100.00%
91	L	707	UNITEDHEALTH GRP	350	- %	100.00%
92	L	57142	SONS OF NORWAY	281	- %	100.00%
93	L	56251	MUTUAL BENEFICIAL ASSN INC	185	- %	100.00%
94	L	56758	LOYAL CHRISTIAN BENEFIT ASSN	182	- %	100.00%
			TOTAL	694,442,630	100.00%	100.00%

**Life Insurance Industry
Life/Health and Fraternal Insurers
2022 Market Share Report - Total Premium
Annuity Considerations**

Florida

Rank	Business Type	Group/ Company Code	Group/Company Name	Direct Written Premium	Market Share	Cumulative Market Share
1	L	4734	APOLLO GLOBAL MGMT GRP	2,635,910,589	8.42%	8.42%
2	L	12	AMERICAN INTL GRP	2,028,677,689	6.48%	14.90%
3	L	140	NATIONWIDE CORP GRP	1,849,422,787	5.91%	20.81%
4	L	435	MASS MUT LIFE INS GRP	1,826,033,411	5.83%	26.65%
5	L	826	NEW YORK LIFE GRP	1,435,491,405	4.59%	31.23%
6	L	304	PRUDENTIAL OF AMER GRP	1,424,796,468	4.55%	35.79%
7	L	4965	EQUITABLE HOLDINGS INC GRP	1,371,355,390	4.38%	40.17%
8	L	20	LINCOLN NATL GRP	1,304,077,734	4.17%	44.33%
9	L	918	JACKSON NATL GRP	1,219,968,398	3.90%	48.23%
10	L	4932	BRIGHTHOUSE HOLDINGS GRP	1,204,471,445	3.85%	52.08%
11	L	761	ALLIANZ INS GRP	1,114,505,408	3.56%	55.64%
12	L	241	METROPOLITAN GRP	1,086,832,751	3.47%	59.11%
13	L	709	PACIFIC LIFE GRP	929,222,158	2.97%	62.08%
14	L	3891	GLOBAL ATLANTIC GRP	928,190,825	2.97%	65.05%
15	L	431	SAMMONS ENTERPRISES GRP	920,084,980	2.94%	67.99%
16	L	670	FIDELITY NATL FIN INC GRP	819,984,006	2.62%	70.61%
17	L	4832	VOYA FINANCIAL GRP	724,930,287	2.32%	72.93%
18	L	4855	SUMITOMO LIFE INS GRP	633,700,321	2.02%	74.95%
19	L	836	WEST SOUTHERN GRP	553,027,245	1.77%	76.72%
20	L	200	UNITED SERV AUTOMOBILE ASSN GRP	420,507,385	1.34%	78.06%
21	L	1216	TIAA FAMILY GRP	418,233,866	1.34%	79.40%
22	L	4794	GROUP 1001 INS HOLDINGS GRP	374,247,609	1.20%	80.59%
23	L	4888	STERLING FINANCIAL INS GRP INC	366,001,335	1.17%	81.76%
24	L	619	ONEAMERICA FIN PARTNERS GRP	365,299,078	1.17%	82.93%
25	L	4890	SBL HOLDINGS GRP	360,136,681	1.15%	84.08%
26	L	4925	KUVARE GRP	345,502,815	1.10%	85.18%
27	L	4	AMERIPRISE FIN GRP	314,781,566	1.01%	86.19%
28	L	2658	AMERICAN EQUITY INVESTMENT GRP	281,374,057	0.90%	87.09%
29	L	332	PRINCIPAL FIN GRP	261,675,967	0.84%	87.92%
30	L	4988	BAYVIEW ASSET MANAGEMENT GRP	235,744,655	0.75%	88.68%
31	L	4824	ADVANTAGE CAPITAL GRP	232,030,348	0.74%	89.42%
32	L	634	NATIONAL LIFE GRP	199,405,115	0.64%	90.06%
33	L	233	CNO FINANCIAL GRP	190,378,340	0.61%	90.66%
34	L	4947	PROSPERITY LIFE INS GRP	178,403,478	0.57%	91.23%
35	L	981	FIDELITY INVESTMENT INS & ANN GRP	152,087,300	0.49%	91.72%
36	L	261	MUTUAL OF OMAHA GRP	143,983,804	0.46%	92.18%
37	L	860	NORTHWESTERN MUT GRP	134,375,946	0.43%	92.61%
38	L	3098	TOKIO MARINE HOLDINGS INC GRP	131,908,469	0.42%	93.03%
39	L	62510	EQUITRUST LIFE INS CO	129,349,676	0.41%	93.44%
40	L	60445	SAGICOR LIFE INS CO	126,556,170	0.40%	93.85%
41	L	872	BANNER LIFE GRP	123,745,868	0.40%	94.24%
42	L	458	DAI-ICHI LIFE HOLDINGS INC GRP	122,319,296	0.39%	94.64%
43	L	56014	THRIVENT FINANCIAL FOR LUTHERANS	108,667,549	0.35%	94.98%
44	L	408	BROOKFIELD ASSET MGMT REINS PARTNERS	107,269,240	0.34%	95.33%
45	L	306	TRUSTAGE GRP	104,642,037	0.33%	95.66%
46	L	468	AEGON US HOLDING GRP	98,754,878	0.32%	95.98%
47	L	67423	ASPIDA LIFE INS CO	95,903,687	0.31%	96.28%
48	L	869	MINNESOTA MUT GRP	94,873,539	0.30%	96.58%
49	L	943	AMERITAS MUT HOLDING GRP	93,398,580	0.30%	96.88%
50	L	4736	GGC GRP	92,486,449	0.30%	97.18%
51	L	1348	MEIJI YASUDA LIFE INS GRP	89,468,508	0.29%	97.46%
52	L	212	ZURICH INS GRP	71,891,380	0.23%	97.69%
53	L	429	GUARDIAN LIFE GRP	71,472,353	0.23%	97.92%
54	L	850	PENN MUT GRP	62,899,744	0.20%	98.12%
55	L	4853	AAA LIFE GRP	51,132,518	0.16%	98.29%
56	L	449	FINANCIAL HOLDINGS GRP	49,234,345	0.16%	98.44%
57	L	5016	AQUARIAN INS HOLDINGS GRP	48,460,769	0.15%	98.60%
58	L	4844	LIA HOLDINGS GRP	31,755,520	0.10%	98.70%
59	L	3436	LIBERTY LIFE GRP TRUST GRP	28,220,604	0.09%	98.79%
60	L	4941	NATIONAL WESTERN LIFE GRP	27,889,815	0.09%	98.88%
61	L	57541	MODERN WOODMEN OF AMER	27,565,889	0.09%	98.97%
62	L	176	STATE FARM GRP	22,430,336	0.07%	99.04%
63	L	300	HORACE MANN GRP	20,857,173	0.07%	99.11%

**Life Insurance Industry
Life/Health and Fraternal Insurers
2022 Market Share Report - Total Premium
Annuity Considerations**

Florida

Rank	Business Type	Group/ Company Code	Group/Company Name	Direct Written Premium	Market Share	Cumulative Market Share
64	L	4926	TALCOTT HOLDINGS GRP	20,580,059	0.07%	99.17%
65	L	574	AMERCO CORP GRP	20,224,527	0.06%	99.24%
66	L	169	SENTRY INS GRP	19,952,535	0.06%	99.30%
67	L	57320	WOODMEN WORLD LIFE INS SOC	18,454,189	0.06%	99.36%
68	L	67180	OHIO STATE LIFE INS CO	18,150,701	0.06%	99.42%
69	L	56685	GBU FINANCIAL LIFE	17,356,785	0.06%	99.47%
70	L	4903	CALTON HOLDINGS GRP	16,289,565	0.05%	99.52%
71	L	1117	MANHATTAN LIFE GRP	12,515,172	0.04%	99.56%
72	L	769	GREAT WEST GRP	11,885,900	0.04%	99.60%
73	L	56693	GCU	10,884,586	0.03%	99.64%
74	L	904	JOHN HANCOCK GRP	10,771,281	0.03%	99.67%
75	L	5024	FORTITUDE GRP HOLDINGS LLC GRP	10,014,105	0.03%	99.70%
76	L	84174	ELCO MUT LIFE & ANN	9,991,340	0.03%	99.74%
77	L	56782	NATIONAL SLOVAK SOCIETY OF THE USA	8,843,195	0.03%	99.76%
78	L	280	AUTO OWNERS GRP	8,146,279	0.03%	99.79%
79	L	290	GLOBE LIFE INC GRP	7,900,196	0.03%	99.82%
80	L	588	KANSAS CITY LIFE INS GRP	5,294,674	0.02%	99.83%
81	L	68896	SOUTHERN FARM BUREAU LIFE INS CO	4,255,923	0.01%	99.85%
82	L	56154	GLEANER LIFE INS SOCIETY	4,053,615	0.01%	99.86%
83	L	57215	UKRAINIAN NATL ASSN INC	4,047,702	0.01%	99.87%
84	L	801	DIRECTORS INVESTMENT GRP	3,924,194	0.01%	99.88%
85	L	704	CONSTELLATION INS HOLDINGS GRP	3,241,862	0.01%	99.89%
86	L	57010	WILLIAM PENN ASSN	3,056,457	0.01%	99.90%
87	L	56138	CSA FRATERNAL LIFE	2,961,089	0.01%	99.91%
88	L	1211	NATIONAL GUARDIAN LIFE INS GRP	2,688,138	0.01%	99.92%
89	L	4966	INSURANCE CAPITAL GRP	2,545,930	0.01%	99.93%
90	L	57657	ROYAL NEIGHBORS OF AMER	2,104,704	0.01%	99.94%
91	L	4553	SAVINGS BANK LIFE GRP	1,798,090	0.01%	99.94%
92	L	315	INDUSTRIAL ALLIANCE GRP	1,526,774	- %	99.95%
93	L	57630	POLISH ROMAN CATHOLIC UNION OF AMER	1,511,122	- %	99.95%
94	L	56340	FIRST CATH SLOVAK UNION OF US & CN	1,128,805	- %	99.96%
95	L	5014	EVERLAKE HOLDINGS GRP	910,948	- %	99.96%
96	L	57347	CATHOLIC LIFE INS	879,307	- %	99.96%
97	L	68772	SECURITY MUT LIFE INS CO OF NY	819,362	- %	99.96%
98	L	56456	UNITED STATES LETTER CARRIERS MUT BE	818,742	- %	99.97%
99	L	58033	KNIGHTS OF COLUMBUS	778,957	- %	99.97%
100	L	4011	GENWORTH FIN GRP	719,623	- %	99.97%
101	L	57487	CATHOLIC ORDER OF FORESTERS	668,128	- %	99.97%
102	L	344	CHURCH PENSION FUND GRP	654,078	- %	99.98%
103	L	57770	CATHOLIC FRATERNAL LIFE	589,896	- %	99.98%
104	L	4862	ASSURITY GRP	580,540	- %	99.98%
105	L	4616	EVERENCE GRP	517,082	- %	99.98%
106	L	7	FEDERATED MUT GRP	433,447	- %	99.98%
107	L	451	FIDELITY SECURITY GRP	396,011	- %	99.98%
108	L	330	AMERICAN FIDELITY CORP GRP	381,703	- %	99.99%
109	L	4877	TWA & AMFI CORP GRP	369,477	- %	99.99%
110	L	1	CVS GRP	367,463	- %	99.99%
111	L	58009	POLICE & FIREMENS INS ASSN	338,135	- %	99.99%
112	L	213	ERIE INS GRP	326,981	- %	99.99%
113	L	28	AMICA MUT GRP	306,113	- %	99.99%
114	L	244	CINCINNATI FIN GRP	300,093	- %	99.99%
115	L	56332	FIRST CATH SLOVAK LADIES ASSN USA	276,820	- %	99.99%
116	L	454	SECURITY NATL GRP	246,775	- %	99.99%
117	L	50	COUNTRY INS & FIN SERV GRP	216,338	- %	99.99%
118	L	64505	HOMESTEADERS LIFE CO	143,483	- %	99.99%
119	L	56030	CATHOLIC FINANCIAL LIFE	133,340	- %	100.00%
120	L	4752	GREGG E ZAHN GRP	120,618	- %	100.00%
121	L	56758	LOYAL CHRISTIAN BENEFIT ASSN	114,013	- %	100.00%
122	L	535	COLUMBIAN LIFE GRP	112,118	- %	100.00%
123	L	153	PEKIN INS GRP	102,160	- %	100.00%
124	L	4213	WILTON RE GRP	98,511	- %	100.00%
125	L	525	PAN AMER LIFE GRP	80,960	- %	100.00%
			TOTAL	31,297,774,251	100.00%	100.00%

**Life Insurance Industry
Life/Health and Fraternal Insurers
2022 Market Share Report - Total Premium
Annuity Considerations**

Georgia

Rank	Business Type	Group/ Company Code	Group/Company Name	Direct Written Premium	Market Share	Cumulative Market Share
1	L	4734	APOLLO GLOBAL MGMT GRP	1,247,298,409	13.61%	13.61%
2	L	435	MASS MUT LIFE INS GRP	557,654,092	6.08%	19.69%
3	L	241	METROPOLITAN GRP	546,978,884	5.97%	25.66%
4	L	304	PRUDENTIAL OF AMER GRP	499,862,100	5.45%	31.11%
5	L	12	AMERICAN INTL GRP	495,142,535	5.40%	36.51%
6	L	20	LINCOLN NATL GRP	473,897,638	5.17%	41.68%
7	L	140	NATIONWIDE CORP GRP	429,972,603	4.69%	46.37%
8	L	918	JACKSON NATL GRP	339,894,745	3.71%	50.08%
9	L	826	NEW YORK LIFE GRP	311,372,101	3.40%	53.48%
10	L	761	ALLIANZ INS GRP	304,992,654	3.33%	56.80%
11	L	4832	VOYA FINANCIAL GRP	288,738,919	3.15%	59.95%
12	L	4932	BRIGHTHOUSE HOLDINGS GRP	262,469,160	2.86%	62.82%
13	L	4965	EQUITABLE HOLDINGS INC GRP	260,256,133	2.84%	65.66%
14	L	1216	TIAA FAMILY GRP	241,847,172	2.64%	68.30%
15	L	431	SAMMONS ENTERPRISES GRP	235,873,224	2.57%	70.87%
16	L	3891	GLOBAL ATLANTIC GRP	235,584,937	2.57%	73.44%
17	L	670	FIDELITY NATL FIN INC GRP	180,639,773	1.97%	75.41%
18	L	836	WEST SOUTHERN GRP	159,639,098	1.74%	77.15%
19	L	709	PACIFIC LIFE GRP	152,070,766	1.66%	78.81%
20	L	4855	SUMITOMO LIFE INS GRP	127,817,670	1.39%	80.20%
21	L	200	UNITED SERV AUTOMOBILE ASSN GRP	102,690,959	1.12%	81.32%
22	L	619	ONEAMERICA FIN PARTNERS GRP	101,165,157	1.10%	82.43%
23	L	4890	SBL HOLDINGS GRP	99,847,641	1.09%	83.52%
24	L	4888	STERLING FINANCIAL INS GRP INC	97,524,460	1.06%	84.58%
25	L	261	MUTUAL OF OMAHA GRP	95,497,597	1.04%	85.62%
26	L	4988	BAYVIEW ASSET MANAGEMENT GRP	85,507,259	0.93%	86.56%
27	L	4794	GROUP 1001 INS HOLDINGS GRP	82,606,441	0.90%	87.46%
28	L	2658	AMERICAN EQUITY INVESTMENT GRP	75,842,542	0.83%	88.28%
29	L	4	AMERIPRISE FIN GRP	68,982,078	0.75%	89.04%
30	L	634	NATIONAL LIFE GRP	62,700,218	0.68%	89.72%
31	L	3098	TOKIO MARINE HOLDINGS INC GRP	55,023,735	0.60%	90.32%
32	L	872	BANNER LIFE GRP	46,702,438	0.51%	90.83%
33	L	306	TRUSTAGE GRP	44,930,913	0.49%	91.32%
34	L	943	AMERITAS MUT HOLDING GRP	44,638,339	0.49%	91.81%
35	L	860	NORTHWESTERN MUT GRP	41,324,525	0.45%	92.26%
36	L	57320	WOODMEN WORLD LIFE INS SOC	41,066,292	0.45%	92.71%
37	L	458	DAI-ICHI LIFE HOLDINGS INC GRP	39,092,491	0.43%	93.13%
38	L	869	MINNESOTA MUT GRP	35,003,681	0.38%	93.51%
39	L	1348	MEIJI YASUDA LIFE INS GRP	32,983,770	0.36%	93.87%
40	L	408	BROOKFIELD ASSET MGMT REINS PARTNERS	32,557,735	0.36%	94.23%
41	L	169	SENTRY INS GRP	30,146,066	0.33%	94.56%
42	L	62510	EQUITRUST LIFE INS CO	30,085,044	0.33%	94.89%
43	L	4824	ADVANTAGE CAPITAL GRP	29,760,801	0.32%	95.21%
44	L	56014	THRIVENT FINANCIAL FOR LUTHERANS	28,882,263	0.32%	95.53%
45	L	60445	SAGICOR LIFE INS CO	28,184,452	0.31%	95.83%
46	L	212	ZURICH INS GRP	28,030,484	0.31%	96.14%
47	L	233	CNO FINANCIAL GRP	26,749,613	0.29%	96.43%
48	L	4925	KUVARE GRP	24,987,719	0.27%	96.70%
49	L	57541	MODERN WOODMEN OF AMER	24,293,185	0.27%	96.97%
50	L	429	GUARDIAN LIFE GRP	23,257,673	0.25%	97.22%
51	L	4736	GGC GRP	21,843,696	0.24%	97.46%
52	L	981	FIDELITY INVESTMENT INS & ANN GRP	20,990,819	0.23%	97.69%
53	L	4844	LIA HOLDINGS GRP	20,371,764	0.22%	97.91%
54	L	4947	PROSPERITY LIFE INS GRP	16,294,163	0.18%	98.09%
55	L	5016	AQUARIAN INS HOLDINGS GRP	15,648,113	0.17%	98.26%
56	L	176	STATE FARM GRP	15,003,205	0.16%	98.42%
57	L	850	PENN MUT GRP	13,370,365	0.15%	98.57%
58	L	67423	ASPIDA LIFE INS CO	12,963,172	0.14%	98.71%
59	L	84174	ELCO MUT LIFE & ANN	11,059,801	0.12%	98.83%
60	L	468	AEGON US HOLDING GRP	10,636,571	0.12%	98.95%
61	L	300	HORACE MANN GRP	10,385,820	0.11%	99.06%
62	L	4941	NATIONAL WESTERN LIFE GRP	7,980,839	0.09%	99.15%
63	L	332	PRINCIPAL FIN GRP	6,100,430	0.07%	99.22%

**Life Insurance Industry
Life/Health and Fraternal Insurers
2022 Market Share Report - Total Premium
Annuity Considerations**

Georgia

Rank	Business Type	Group/ Company Code	Group/Company Name	Direct Written Premium	Market Share	Cumulative Market Share
64	L	449	FINANCIAL HOLDINGS GRP	5,669,111	0.06%	99.28%
65	L	68896	SOUTHERN FARM BUREAU LIFE INS CO	5,561,281	0.06%	99.34%
66	L	3436	LIBERTY LIFE GRP TRUST GRP	5,559,817	0.06%	99.40%
67	L	4926	TALCOTT HOLDINGS GRP	5,277,614	0.06%	99.46%
68	L	574	AMERCO CORP GRP	5,239,950	0.06%	99.51%
69	L	1117	MANHATTAN LIFE GRP	5,152,057	0.06%	99.57%
70	L	4903	CALTON HOLDINGS GRP	3,016,745	0.03%	99.60%
71	L	769	GREAT WEST GRP	2,863,338	0.03%	99.63%
72	L	67180	OHIO STATE LIFE INS CO	2,670,492	0.03%	99.66%
73	L	801	DIRECTORS INVESTMENT GRP	1,999,059	0.02%	99.68%
74	L	280	AUTO OWNERS GRP	1,959,143	0.02%	99.71%
75	L	904	JOHN HANCOCK GRP	1,883,425	0.02%	99.73%
76	L	588	KANSAS CITY LIFE INS GRP	1,833,823	0.02%	99.75%
77	L	4752	GREGG E ZAHN GRP	1,818,675	0.02%	99.77%
78	L	4011	GENWORTH FIN GRP	1,807,826	0.02%	99.79%
79	L	5024	FORTITUDE GRP HOLDINGS LLC GRP	1,778,477	0.02%	99.81%
80	L	60230	FARMERS LIFE INS CO	1,657,731	0.02%	99.82%
81	L	69272	IBEXIS LIFE & ANN INS CO	1,619,579	0.02%	99.84%
82	L	4639	RGA INC GRP	1,488,790	0.02%	99.86%
83	L	315	INDUSTRIAL ALLIANCE GRP	1,276,032	0.01%	99.87%
84	L	330	AMERICAN FIDELITY CORP GRP	1,202,251	0.01%	99.88%
85	L	50	COUNTRY INS & FIN SERV GRP	922,377	0.01%	99.89%
86	L	290	GLOBE LIFE INC GRP	775,343	0.01%	99.90%
87	L	520	NEW ERA LIFE GRP	701,871	0.01%	99.91%
88	L	56782	NATIONAL SLOVAK SOCIETY OF THE USA	676,476	0.01%	99.92%
89	L	56685	GBU FINANCIAL LIFE	649,591	0.01%	99.93%
90	L	704	CONSTELLATION INS HOLDINGS GRP	593,810	0.01%	99.93%
91	L	56693	GCU	544,291	0.01%	99.94%
92	L	7	FEDERATED MUT GRP	496,849	0.01%	99.94%
93	L	4853	AAA LIFE GRP	472,809	0.01%	99.95%
94	L	57487	CATHOLIC ORDER OF FORESTERS	424,519	- %	99.95%
95	L	344	CHURCH PENSION FUND GRP	372,121	- %	99.96%
96	L	64505	HOMESTEADERS LIFE CO	345,329	- %	99.96%
97	L	1211	NATIONAL GUARDIAN LIFE INS GRP	292,172	- %	99.96%
98	L	4877	TWA & AMFI CORP GRP	273,717	- %	99.97%
99	L	707	UNITEDHEALTH GRP	264,041	- %	99.97%
100	L	88668	MUTUAL OF AMER LIFE INS CO	259,863	- %	99.97%
101	L	4553	SAVINGS BANK LIFE GRP	240,000	- %	99.98%
102	L	62928	EMC NATL LIFE CO	218,037	- %	99.98%
103	L	5014	EVERLAKE HOLDINGS GRP	209,983	- %	99.98%
104	L	451	FIDELITY SECURITY GRP	198,693	- %	99.98%
105	L	1	CVS GRP	177,278	- %	99.98%
106	L	454	SECURITY NATL GRP	173,124	- %	99.99%
107	L	68772	SECURITY MUT LIFE INS CO OF NY	157,310	- %	99.99%
108	L	367	PHYSICIANS MUT GRP	143,488	- %	99.99%
109	L	56456	UNITED STATES LETTER CARRIERS MUT BE	132,950	- %	99.99%
110	L	3527	AMERICAN ENTERPRISE MUT GRP	101,909	- %	99.99%
111	L	28	AMICA MUT GRP	99,711	- %	99.99%
112	L	58009	POLICE & FIREMENS INS ASSN	84,478	- %	99.99%
113	L	56170	WOMANS LIFE INS SOCIETY	82,000	- %	99.99%
114	L	57657	ROYAL NEIGHBORS OF AMER	76,300	- %	100.00%
115	L	57010	WILLIAM PENN ASSN	43,346	- %	100.00%
116	L	244	CINCINNATI FIN GRP	40,784	- %	100.00%
117	L	291	ENCOVA MUT INS GRP	38,995	- %	100.00%
118	L	58181	SUPREME COUNCIL THE ROYAL ARCANUM	35,000	- %	100.00%
119	L	56332	FIRST CATH SLOVAK LADIES ASSN USA	24,145	- %	100.00%
120	L	4750	PRIMERICA GRP	23,091	- %	100.00%
121	L	153	PEKIN INS GRP	18,308	- %	100.00%
122	L	535	COLUMBIAN LIFE GRP	16,904	- %	100.00%
123	L	542	INDIANA FARM BUREAU GRP	14,050	- %	100.00%
124	L	71404	CONTINENTAL GEN INS CO	13,750	- %	100.00%
125	L	56030	CATHOLIC FINANCIAL LIFE	13,450	- %	100.00%
			TOTAL	9,166,645,802	100.00%	100.00%

**Life Insurance Industry
Life/Health and Fraternal Insurers
2022 Market Share Report - Total Premium
Annuity Considerations**

Hawaii

Rank	Business Type	Group/ Company Code	Group/Company Name	Direct Written Premium	Market Share	Cumulative Market Share
1	L	304	PRUDENTIAL OF AMER GRP	166,768,689	8.48%	8.48%
2	L	670	FIDELITY NATL FIN INC GRP	164,300,959	8.35%	16.83%
3	L	4734	APOLLO GLOBAL MGMT GRP	150,029,784	7.63%	24.45%
4	L	826	NEW YORK LIFE GRP	125,518,000	6.38%	30.83%
5	L	435	MASS MUT LIFE INS GRP	113,737,457	5.78%	36.61%
6	L	709	PACIFIC LIFE GRP	109,106,320	5.55%	42.16%
7	L	918	JACKSON NATL GRP	91,837,977	4.67%	46.83%
8	L	761	ALLIANZ INS GRP	89,893,908	4.57%	51.40%
9	L	431	SAMMONS ENTERPRISES GRP	86,532,118	4.40%	55.80%
10	L	12	AMERICAN INTL GRP	84,650,236	4.30%	60.10%
11	L	140	NATIONWIDE CORP GRP	70,996,123	3.61%	63.71%
12	L	3891	GLOBAL ATLANTIC GRP	69,887,963	3.55%	67.26%
13	L	4965	EQUITABLE HOLDINGS INC GRP	68,449,666	3.48%	70.74%
14	L	20	LINCOLN NATL GRP	59,251,610	3.01%	73.75%
15	L	4	AMERIPRISE FIN GRP	46,400,573	2.36%	76.11%
16	L	4794	GROUP 1001 INS HOLDINGS GRP	37,086,422	1.89%	77.99%
17	L	1216	TIAA FAMILY GRP	35,782,789	1.82%	79.81%
18	L	241	METROPOLITAN GRP	32,602,042	1.66%	81.47%
19	L	4932	BRIGHTHOUSE HOLDINGS GRP	32,552,734	1.65%	83.12%
20	L	836	WEST SOUTHERN GRP	30,083,134	1.53%	84.65%
21	L	2658	AMERICAN EQUITY INVESTMENT GRP	24,868,971	1.26%	85.92%
22	L	3098	TOKIO MARINE HOLDINGS INC GRP	24,010,948	1.22%	87.14%
23	L	619	ONEAMERICA FIN PARTNERS GRP	23,584,925	1.20%	88.34%
24	L	4855	SUMITOMO LIFE INS GRP	20,719,030	1.05%	89.39%
25	L	904	JOHN HANCOCK GRP	16,050,410	0.82%	90.21%
26	L	4832	VOYA FINANCIAL GRP	15,351,353	0.78%	90.99%
27	L	200	UNITED SERV AUTOMOBILE ASSN GRP	15,317,172	0.78%	91.77%
28	L	468	AEGON US HOLDING GRP	14,824,477	0.75%	92.52%
29	L	4890	SBL HOLDINGS GRP	14,016,529	0.71%	93.23%
30	L	634	NATIONAL LIFE GRP	13,857,736	0.70%	93.94%
31	L	1348	MEIJI YASUDA LIFE INS GRP	10,335,479	0.53%	94.46%
32	L	4736	GGC GRP	8,891,782	0.45%	94.91%
33	L	60445	SAGICOR LIFE INS CO	8,711,035	0.44%	95.36%
34	L	4888	STERLING FINANCIAL INS GRP INC	8,627,633	0.44%	95.79%
35	L	860	NORTHWESTERN MUT GRP	7,195,279	0.37%	96.16%
36	L	449	FINANCIAL HOLDINGS GRP	7,042,972	0.36%	96.52%
37	L	943	AMERITAS MUT HOLDING GRP	6,671,296	0.34%	96.86%
38	L	408	BROOKFIELD ASSET MGMT REINS PARTNERS	5,331,895	0.27%	97.13%
39	L	981	FIDELITY INVESTMENT INS & ANN GRP	4,411,528	0.22%	97.35%
40	L	869	MINNESOTA MUT GRP	4,153,223	0.21%	97.56%
41	L	429	GUARDIAN LIFE GRP	4,145,278	0.21%	97.77%
42	L	306	TRUSTAGE GRP	4,072,135	0.21%	97.98%
43	L	458	DAI-ICHI LIFE HOLDINGS INC GRP	3,880,583	0.20%	98.18%
44	L	872	BANNER LIFE GRP	3,568,587	0.18%	98.36%
45	L	62510	EQUITRUST LIFE INS CO	3,508,867	0.18%	98.54%
46	L	4941	NATIONAL WESTERN LIFE GRP	2,498,445	0.13%	98.66%
47	L	4824	ADVANTAGE CAPITAL GRP	2,464,124	0.13%	98.79%
48	L	5038	MIDWEST HOLDINGS INC GRP	2,439,079	0.12%	98.91%
49	L	67423	ASPIDA LIFE INS CO	2,378,067	0.12%	99.03%
50	L	233	CNO FINANCIAL GRP	2,225,091	0.11%	99.15%
51	L	850	PENN MUT GRP	1,891,494	0.10%	99.24%
52	L	261	MUTUAL OF OMAHA GRP	1,834,129	0.09%	99.34%
53	L	176	STATE FARM GRP	1,542,701	0.08%	99.42%
54	L	4988	BAYVIEW ASSET MANAGEMENT GRP	1,537,609	0.08%	99.49%
55	L	574	AMERCO CORP GRP	1,510,384	0.08%	99.57%
56	L	3436	LIBERTY LIFE GRP TRUST GRP	1,004,131	0.05%	99.62%
57	L	4926	TALCOTT HOLDINGS GRP	923,921	0.05%	99.67%
58	L	1117	MANHATTAN LIFE GRP	831,803	0.04%	99.71%
59	L	4925	KUVARE GRP	808,427	0.04%	99.75%
60	L	5024	FORTITUDE GRP HOLDINGS LLC GRP	609,565	0.03%	99.78%
61	L	56014	THRIVENT FINANCIAL FOR LUTHERANS	602,368	0.03%	99.81%
62	L	57320	WOODMEN WORLD LIFE INS SOC	600,342	0.03%	99.84%
63	L	332	PRINCIPAL FIN GRP	382,594	0.02%	99.86%

**Life Insurance Industry
Life/Health and Fraternal Insurers
2022 Market Share Report - Total Premium
Annuity Considerations**

Hawaii

Rank	Business Type	Group/ Company Code	Group/Company Name	Direct Written Premium	Market Share	Cumulative Market Share
64	L	5016	AQUARIAN INS HOLDINGS GRP	337,826	0.02%	99.88%
65	L	2878	UNITED HERITAGE MUT GRP	304,111	0.02%	99.90%
66	L	769	GREAT WEST GRP	302,147	0.02%	99.91%
67	L	69272	IBEXIS LIFE & ANN INS CO	251,867	0.01%	99.92%
68	L	315	INDUSTRIAL ALLIANCE GRP	216,742	0.01%	99.94%
69	L	4853	AAA LIFE GRP	172,630	0.01%	99.94%
70	L	56456	UNITED STATES LETTER CARRIERS MUT BE	171,640	0.01%	99.95%
71	L	67180	OHIO STATE LIFE INS CO	145,000	0.01%	99.96%
72	L	4862	ASSURITY GRP	85,140	- %	99.96%
73	L	56685	GBU FINANCIAL LIFE	80,000	- %	99.97%
74	L	615	BENEFICIAL LIFE GRP	78,087	- %	99.97%
75	L	4903	CALTON HOLDINGS GRP	75,000	- %	99.98%
76	L	4877	TWA & AMFI CORP GRP	71,217	- %	99.98%
77	L	4011	GENWORTH FIN GRP	67,416	- %	99.98%
78	L	56154	GLENER LIFE INS SOCIETY	54,192	- %	99.99%
79	L	588	KANSAS CITY LIFE INS GRP	53,881	- %	99.99%
80	L	57541	MODERN WOODMEN OF AMER	53,275	- %	99.99%
81	L	300	HORACE MANN GRP	44,694	- %	99.99%
82	L	5014	EVERLAKE HOLDINGS GRP	24,083	- %	100.00%
83	L	330	AMERICAN FIDELITY CORP GRP	18,610	- %	100.00%
84	L	290	GLOBE LIFE INC GRP	15,943	- %	100.00%
85	L	513	IOWA FARM BUREAU GRP	12,750	- %	100.00%
86	L	212	ZURICH INS GRP	10,320	- %	100.00%
87	L	56332	FIRST CATH SLOVAK LADIES ASSN USA	9,666	- %	100.00%
88	L	4750	PRIMERICA GRP	5,835	- %	100.00%
89	L	1211	NATIONAL GUARDIAN LIFE INS GRP	4,672	- %	100.00%
90	L	704	CONSTELLATION INS HOLDINGS GRP	3,600	- %	100.00%
90	L	50	COUNTRY INS & FIN SERV GRP	3,600	- %	100.00%
92	L	707	UNITEDHEALTH GRP	2,370	- %	100.00%
93	L	64505	HOMESTEADERS LIFE CO	1,121	- %	100.00%
94	L	65927	LINCOLN HERITAGE LIFE INS CO	984	- %	100.00%
95	L	4966	INSURANCE CAPITAL GRP	800	- %	100.00%
96	L	4712	GPM LIFE GRP	600	- %	100.00%
97	L	58068	INDEPENDENT ORDER OF FORESTERS US BR	578	- %	100.00%
98	L	19	ASSURANT INC GRP	454	- %	100.00%
99	L	91	HARTFORD FIRE & CAS GRP	350	- %	100.00%
100	L	57487	CATHOLIC ORDER OF FORESTERS	300	- %	100.00%
101	L	4213	WILTON RE GRP	200	- %	100.00%
102	L	687	GUARANTEE TRUST GRP	177	- %	100.00%
103	L	58017	BETTERLIFE	150	- %	100.00%
104	L	56499	ASSURED LIFE ASSN	141	- %	100.00%
105	L	901	CIGNA HLTH GRP	23	- %	100.00%
			TOTAL	1,967,384,093	100.00%	100.00%

**Life Insurance Industry
Life/Health and Fraternal Insurers
2022 Market Share Report - Total Premium
Annuity Considerations**

Idaho

Rank	Business Type	Group/ Company Code	Group/Company Name	Direct Written Premium	Market Share	Cumulative Market Share
1	L	12	AMERICAN INTL GRP	572,034,845	27.92%	27.92%
2	L	435	MASS MUT LIFE INS GRP	106,106,752	5.18%	33.10%
3	L	4734	APOLLO GLOBAL MGMT GRP	96,134,115	4.69%	37.80%
4	L	826	NEW YORK LIFE GRP	88,831,387	4.34%	42.13%
5	L	670	FIDELITY NATL FIN INC GRP	73,663,038	3.60%	45.73%
6	L	761	ALLIANZ INS GRP	70,199,388	3.43%	49.15%
7	L	140	NATIONWIDE CORP GRP	66,625,538	3.25%	52.41%
8	L	918	JACKSON NATL GRP	65,204,752	3.18%	55.59%
9	L	20	LINCOLN NATL GRP	61,047,563	2.98%	58.57%
10	L	619	ONEAMERICA FIN PARTNERS GRP	56,223,632	2.74%	61.31%
11	L	4890	SBL HOLDINGS GRP	50,242,324	2.45%	63.77%
12	L	3891	GLOBAL ATLANTIC GRP	42,138,659	2.06%	65.82%
13	L	1216	TIAA FAMILY GRP	40,443,369	1.97%	67.80%
14	L	431	SAMMONS ENTERPRISES GRP	39,533,723	1.93%	69.73%
15	L	304	PRUDENTIAL OF AMER GRP	37,756,811	1.84%	71.57%
16	L	4932	BRIGHTHOUSE HOLDINGS GRP	36,694,266	1.79%	73.36%
17	L	4965	EQUITABLE HOLDINGS INC GRP	34,764,015	1.70%	75.06%
18	L	56014	THRIVENT FINANCIAL FOR LUTHERANS	33,943,779	1.66%	76.72%
19	L	4832	VOYA FINANCIAL GRP	33,225,690	1.62%	78.34%
20	L	4855	SUMITOMO LIFE INS GRP	32,903,570	1.61%	79.94%
21	L	1117	MANHATTAN LIFE GRP	30,891,598	1.51%	81.45%
22	L	836	WEST SOUTHERN GRP	27,465,848	1.34%	82.79%
23	L	709	PACIFIC LIFE GRP	26,630,215	1.30%	84.09%
24	L	241	METROPOLITAN GRP	26,556,542	1.30%	85.39%
25	L	4794	GROUP 1001 INS HOLDINGS GRP	22,730,398	1.11%	86.50%
26	L	200	UNITED SERV AUTOMOBILE ASSN GRP	22,655,256	1.11%	87.60%
27	L	4	AMERIPRISE FIN GRP	20,984,325	1.02%	88.63%
28	L	860	NORTHWESTERN MUT GRP	18,559,439	0.91%	89.53%
29	L	2658	AMERICAN EQUITY INVESTMENT GRP	18,193,211	0.89%	90.42%
30	L	408	BROOKFIELD ASSET MGMT REINS PARTNERS	15,752,495	0.77%	91.19%
31	L	943	AMERITAS MUT HOLDING GRP	14,574,440	0.71%	91.90%
32	L	62510	EQUITRUST LIFE INS CO	11,886,982	0.58%	92.48%
33	L	513	IOWA FARM BUREAU GRP	10,977,719	0.54%	93.02%
34	L	4925	KUVARE GRP	9,688,270	0.47%	93.49%
35	L	1348	MEIJI YASUDA LIFE INS GRP	8,667,277	0.42%	93.92%
36	L	869	MINNESOTA MUT GRP	8,610,039	0.42%	94.34%
37	L	57541	MODERN WOODMEN OF AMER	7,693,912	0.38%	94.71%
38	L	4736	GGC GRP	6,213,803	0.30%	95.01%
39	L	2878	UNITED HERITAGE MUT GRP	6,014,892	0.29%	95.31%
40	L	4947	PROSPERITY LIFE INS GRP	5,933,551	0.29%	95.60%
41	L	4988	BAYVIEW ASSET MANAGEMENT GRP	5,919,891	0.29%	95.89%
42	L	458	DAI-ICHI LIFE HOLDINGS INC GRP	5,520,976	0.27%	96.16%
43	L	4888	STERLING FINANCIAL INS GRP INC	5,489,500	0.27%	96.42%
44	L	3098	TOKIO MARINE HOLDINGS INC GRP	4,989,078	0.24%	96.67%
45	L	574	AMERCO CORP GRP	4,950,921	0.24%	96.91%
46	L	468	AEGON US HOLDING GRP	3,884,685	0.19%	97.10%
47	L	233	CNO FINANCIAL GRP	3,755,043	0.18%	97.28%
48	L	872	BANNER LIFE GRP	3,630,477	0.18%	97.46%
49	L	67423	ASPIDA LIFE INS CO	3,498,821	0.17%	97.63%
50	L	169	SENTRY INS GRP	3,478,188	0.17%	97.80%
51	L	5038	MIDWEST HOLDINGS INC GRP	3,221,619	0.16%	97.96%
52	L	449	FINANCIAL HOLDINGS GRP	3,096,146	0.15%	98.11%
53	L	634	NATIONAL LIFE GRP	2,920,827	0.14%	98.25%
54	L	60445	SAGICOR LIFE INS CO	2,706,067	0.13%	98.38%
55	L	981	FIDELITY INVESTMENT INS & ANN GRP	2,545,495	0.12%	98.51%
56	L	4824	ADVANTAGE CAPITAL GRP	2,334,510	0.11%	98.62%
57	L	850	PENN MUT GRP	2,285,384	0.11%	98.73%
58	L	261	MUTUAL OF OMAHA GRP	2,224,013	0.11%	98.84%
59	L	56693	GCU	2,147,227	0.10%	98.95%
60	L	176	STATE FARM GRP	2,017,695	0.10%	99.04%
61	L	306	TRUSTAGE GRP	1,908,742	0.09%	99.14%
62	L	769	GREAT WEST GRP	1,875,928	0.09%	99.23%
63	L	330	AMERICAN FIDELITY CORP GRP	1,788,314	0.09%	99.32%

**Life Insurance Industry
Life/Health and Fraternal Insurers
2022 Market Share Report - Total Premium
Annuity Considerations**

Idaho

Rank	Business Type	Group/ Company Code	Group/Company Name	Direct Written Premium	Market Share	Cumulative Market Share
64	L	4926	TALCOTT HOLDINGS GRP	1,746,621	0.09%	99.40%
65	L	429	GUARDIAN LIFE GRP	1,551,035	0.08%	99.48%
66	L	332	PRINCIPAL FIN GRP	1,536,244	0.07%	99.55%
67	L	4844	LIA HOLDINGS GRP	1,297,091	0.06%	99.62%
68	L	84174	ELCO MUT LIFE & ANN	797,700	0.04%	99.66%
69	L	57142	SONS OF NORWAY	762,546	0.04%	99.69%
70	L	300	HORACE MANN GRP	588,397	0.03%	99.72%
71	L	5016	AQUARIAN INS HOLDINGS GRP	581,478	0.03%	99.75%
72	L	704	CONSTELLATION INS HOLDINGS GRP	575,763	0.03%	99.78%
73	L	904	JOHN HANCOCK GRP	503,047	0.02%	99.80%
74	L	3436	LIBERTY LIFE GRP TRUST GRP	406,210	0.02%	99.82%
75	L	244	CINCINNATI FIN GRP	386,812	0.02%	99.84%
76	L	801	DIRECTORS INVESTMENT GRP	353,907	0.02%	99.86%
77	L	615	BENEFICIAL LIFE GRP	324,112	0.02%	99.87%
78	L	212	ZURICH INS GRP	284,427	0.01%	99.89%
79	L	57320	WOODMEN WORLD LIFE INS SOC	266,466	0.01%	99.90%
80	L	56685	GBU FINANCIAL LIFE	255,000	0.01%	99.91%
81	L	5024	FORTITUDE GRP HOLDINGS LLC GRP	216,504	0.01%	99.92%
82	L	3527	AMERICAN ENTERPRISE MUT GRP	204,851	0.01%	99.93%
83	L	4616	EVERENCE GRP	200,000	0.01%	99.94%
84	L	1211	NATIONAL GUARDIAN LIFE INS GRP	159,584	0.01%	99.95%
85	L	56332	FIRST CATH SLOVAK LADIES ASSN USA	144,322	0.01%	99.96%
86	L	58033	KNIGHTS OF COLUMBUS	113,516	0.01%	99.96%
87	L	315	INDUSTRIAL ALLIANCE GRP	99,529	- %	99.97%
88	L	4877	TWA & AMFI CORP GRP	94,250	- %	99.97%
89	L	280	AUTO OWNERS GRP	74,800	- %	99.98%
90	L	64505	HOMESTEADERS LIFE CO	68,874	- %	99.98%
91	L	4903	CALTON HOLDINGS GRP	60,000	- %	99.98%
92	L	588	KANSAS CITY LIFE INS GRP	56,825	- %	99.99%
93	L	572	BCBS OF MI GRP	50,135	- %	99.99%
94	L	4712	GPM LIFE GRP	50,040	- %	99.99%
95	L	290	GLOBE LIFE INC GRP	24,010	- %	99.99%
96	L	4941	NATIONAL WESTERN LIFE GRP	21,787	- %	99.99%
97	L	5014	EVERLAKE HOLDINGS GRP	21,600	- %	99.99%
98	L	56413	UNITED TRANSPORTATION UNION INS ASSN	16,525	- %	100.00%
99	L	7	FEDERATED MUT GRP	12,500	- %	100.00%
100	L	57967	LUSO AMER LIFE INS SOCIETY	11,575	- %	100.00%
101	L	473	AMERICAN FAMILY INS GRP	10,800	- %	100.00%
102	L	67180	OHIO STATE LIFE INS CO	10,000	- %	100.00%
103	L	4011	GENWORTH FIN GRP	9,978	- %	100.00%
104	L	57010	WILLIAM PENN ASSN	9,607	- %	100.00%
105	L	612	CITIZENS GRP	8,363	- %	100.00%
106	L	4853	AAA LIFE GRP	6,000	- %	100.00%
107	L	56456	UNITED STATES LETTER CARRIERS MUT BE	5,725	- %	100.00%
108	L	58068	INDEPENDENT ORDER OF FORESTERS US BR	2,600	- %	100.00%
109	L	57657	ROYAL NEIGHBORS OF AMER	2,250	- %	100.00%
110	L	56499	ASSURED LIFE ASSN	1,997	- %	100.00%
111	L	707	UNITEDHEALTH GRP	1,551	- %	100.00%
112	L	11121	UNIFIED LIFE INS CO	1,400	- %	100.00%
113	L	4750	PRIMERICA GRP	1,285	- %	100.00%
114	L	451	FIDELITY SECURITY GRP	1,200	- %	100.00%
115	L	58017	BETTERLIFE	1,000	- %	100.00%
116	L	68772	SECURITY MUT LIFE INS CO OF NY	900	- %	100.00%
117	L	65927	LINCOLN HERITAGE LIFE INS CO	867	- %	100.00%
118	L	565	UNUM GRP	481	- %	100.00%
119	L	69310	SURETY LIFE INS CO	360	- %	100.00%
120	L	526	MAXIMUM CORP GRP	130	- %	100.00%
121	L	19	ASSURANT INC GRP	75	- %	100.00%
122	L	276	TRUSTMARK MUT HOLDING CO GRP	60	- %	100.00%
123	L	525	PAN AMER LIFE GRP	20	- %	100.00%
			TOTAL	2,048,581,707	100.00%	100.00%

Life Insurance Industry
Life/Health and Fraternal Insurers
2022 Market Share Report - Total Premium
Annuity Considerations

Illinois

Rank	Business Type	Group/ Company Code	Group/Company Name	Direct Written Premium	Market Share	Cumulative Market Share
1	L	4734	APOLLO GLOBAL MGMT GRP	1,340,821,633	9.72%	9.72%
2	L	435	MASS MUT LIFE INS GRP	706,312,139	5.12%	14.84%
3	L	918	JACKSON NATL GRP	677,917,297	4.91%	19.75%
4	L	12	AMERICAN INTL GRP	674,684,014	4.89%	24.64%
5	L	4965	EQUITABLE HOLDINGS INC GRP	661,120,311	4.79%	29.44%
6	L	140	NATIONWIDE CORP GRP	642,159,359	4.66%	34.09%
7	L	304	PRUDENTIAL OF AMER GRP	598,191,922	4.34%	38.43%
8	L	826	NEW YORK LIFE GRP	584,374,248	4.24%	42.66%
9	L	761	ALLIANZ INS GRP	565,538,697	4.10%	46.76%
10	L	4832	VOYA FINANCIAL GRP	550,453,263	3.99%	50.75%
11	L	709	PACIFIC LIFE GRP	542,956,959	3.94%	54.69%
12	L	20	LINCOLN NATL GRP	457,997,888	3.32%	58.01%
13	L	1216	TIAA FAMILY GRP	438,708,665	3.18%	61.19%
14	L	431	SAMMONS ENTERPRISES GRP	331,881,329	2.41%	63.60%
15	L	4932	BRIGHTHOUSE HOLDINGS GRP	309,799,311	2.25%	65.84%
16	L	241	METROPOLITAN GRP	304,610,484	2.21%	68.05%
17	L	3891	GLOBAL ATLANTIC GRP	284,422,707	2.06%	70.11%
18	L	836	WEST SOUTHERN GRP	273,298,726	1.98%	72.09%
19	L	4855	SUMITOMO LIFE INS GRP	228,279,653	1.65%	73.75%
20	L	4888	STERLING FINANCIAL INS GRP INC	209,211,912	1.52%	75.27%
21	L	619	ONEAMERICA FIN PARTNERS GRP	208,432,221	1.51%	76.78%
22	L	670	FIDELITY NATL FIN INC GRP	176,908,998	1.28%	78.06%
23	L	56014	THRIVENT FINANCIAL FOR LUTHERANS	164,286,754	1.19%	79.25%
24	L	2658	AMERICAN EQUITY INVESTMENT GRP	163,962,111	1.19%	80.44%
25	L	200	UNITED SERV AUTOMOBILE ASSN GRP	161,761,163	1.17%	81.61%
26	L	4	AMERIPRISE FIN GRP	141,740,742	1.03%	82.64%
27	L	860	NORTHWESTERN MUT GRP	135,502,487	0.98%	83.62%
28	L	4890	SBL HOLDINGS GRP	134,942,610	0.98%	84.60%
29	L	332	PRINCIPAL FIN GRP	132,769,062	0.96%	85.56%
30	L	4925	KUVARE GRP	115,543,211	0.84%	86.40%
31	L	261	MUTUAL OF OMAHA GRP	96,685,516	0.70%	87.10%
32	L	4988	BAYVIEW ASSET MANAGEMENT GRP	92,975,683	0.67%	87.77%
33	L	4794	GROUP 1001 INS HOLDINGS GRP	89,744,119	0.65%	88.42%
34	L	4947	PROSPERITY LIFE INS GRP	83,694,677	0.61%	89.03%
35	L	5038	MIDWEST HOLDINGS INC GRP	71,700,737	0.52%	89.55%
36	L	50	COUNTRY INS & FIN SERV GRP	70,210,022	0.51%	90.06%
37	L	1348	MEIJI YASUDA LIFE INS GRP	67,487,684	0.49%	90.55%
38	L	458	DAI-ICHI LIFE HOLDINGS INC GRP	64,645,508	0.47%	91.02%
39	L	872	BANNER LIFE GRP	62,395,232	0.45%	91.47%
40	L	169	SENTRY INS GRP	61,871,102	0.45%	91.92%
41	L	408	BROOKFIELD ASSET MGMT REINS PARTNERS	58,322,202	0.42%	92.34%
42	L	3098	TOKIO MARINE HOLDINGS INC GRP	54,505,708	0.40%	92.74%
43	L	943	AMERITAS MUT HOLDING GRP	52,527,294	0.38%	93.12%
44	L	62510	EQUITRUST LIFE INS CO	52,458,302	0.38%	93.50%
45	L	306	TRUSTAGE GRP	51,962,348	0.38%	93.87%
46	L	60445	SAGICOR LIFE INS CO	48,603,993	0.35%	94.23%
47	L	4844	LIA HOLDINGS GRP	42,557,469	0.31%	94.53%
48	L	981	FIDELITY INVESTMENT INS & ANN GRP	41,810,825	0.30%	94.84%
49	L	57541	MODERN WOODMEN OF AMER	39,393,674	0.29%	95.12%
50	L	4824	ADVANTAGE CAPITAL GRP	38,710,454	0.28%	95.40%
51	L	869	MINNESOTA MUT GRP	35,197,529	0.26%	95.66%
52	L	176	STATE FARM GRP	34,660,799	0.25%	95.91%
53	L	56685	GBU FINANCIAL LIFE	31,942,326	0.23%	96.14%
54	L	67423	ASPIDA LIFE INS CO	29,284,135	0.21%	96.35%
55	L	449	FINANCIAL HOLDINGS GRP	28,329,284	0.21%	96.56%
56	L	429	GUARDIAN LIFE GRP	27,208,922	0.20%	96.76%
57	L	468	AEGON US HOLDING GRP	26,013,885	0.19%	96.95%
58	L	233	CNO FINANCIAL GRP	25,622,604	0.19%	97.13%
59	L	4903	CALTON HOLDINGS GRP	24,376,412	0.18%	97.31%
60	L	4736	GGC GRP	24,214,062	0.18%	97.48%
61	L	634	NATIONAL LIFE GRP	20,644,136	0.15%	97.63%
62	L	1117	MANHATTAN LIFE GRP	18,577,314	0.13%	97.77%
63	L	769	GREAT WEST GRP	17,471,739	0.13%	97.89%

**Life Insurance Industry
Life/Health and Fraternal Insurers
2022 Market Share Report - Total Premium
Annuity Considerations**

Illinois

Rank	Business Type	Group/ Company Code	Group/Company Name	Direct Written Premium	Market Share	Cumulative Market Share
64	L	300	HORACE MANN GRP	17,468,270	0.13%	98.02%
65	L	3436	LIBERTY LIFE GRP TRUST GRP	16,647,621	0.12%	98.14%
66	L	212	ZURICH INS GRP	13,843,484	0.10%	98.24%
67	L	56340	FIRST CATH SLOVAK UNION OF US & CN	13,503,608	0.10%	98.34%
68	L	56693	GCU	12,803,226	0.09%	98.43%
69	L	56227	KSKJ LIFE	12,609,693	0.09%	98.52%
70	L	57711	WESTERN CATHOLIC UNION	12,413,748	0.09%	98.61%
71	L	850	PENN MUT GRP	12,018,406	0.09%	98.70%
72	L	84174	ELCO MUT LIFE & ANN	10,752,279	0.08%	98.78%
73	L	5016	AQUARIAN INS HOLDINGS GRP	9,440,318	0.07%	98.85%
74	L	4926	TALCOTT HOLDINGS GRP	9,005,963	0.07%	98.91%
75	L	280	AUTO OWNERS GRP	8,540,499	0.06%	98.97%
76	L	153	PEKIN INS GRP	8,387,411	0.06%	99.04%
77	L	57630	POLISH ROMAN CATHOLIC UNION OF AMER	8,019,312	0.06%	99.09%
78	L	330	AMERICAN FIDELITY CORP GRP	7,523,975	0.05%	99.15%
79	L	801	DIRECTORS INVESTMENT GRP	7,447,355	0.05%	99.20%
80	L	574	AMERCO CORP GRP	7,176,468	0.05%	99.25%
81	L	57770	CATHOLIC FRATERNAL LIFE	6,575,647	0.05%	99.30%
82	L	67180	OHIO STATE LIFE INS CO	6,110,420	0.04%	99.35%
83	L	56138	CSA FRATERNAL LIFE	6,006,468	0.04%	99.39%
84	L	57622	POLISH NATL ALLIANCE US OF NA	5,494,798	0.04%	99.43%
85	L	315	INDUSTRIAL ALLIANCE GRP	4,624,922	0.03%	99.46%
86	L	4639	RGA INC GRP	4,248,084	0.03%	99.49%
87	L	56154	GLENER LIFE INS SOCIETY	4,109,989	0.03%	99.52%
88	L	57487	CATHOLIC ORDER OF FORESTERS	3,982,445	0.03%	99.55%
89	L	69272	IBEXIS LIFE & ANN INS CO	3,830,221	0.03%	99.58%
90	L	244	CINCINNATI FIN GRP	3,822,493	0.03%	99.61%
91	L	5024	FORTITUDE GRP HOLDINGS LLC GRP	3,772,363	0.03%	99.64%
92	L	56251	MUTUAL BENEFICIAL ASSN INC	3,399,467	0.02%	99.66%
93	L	904	JOHN HANCOCK GRP	3,367,789	0.02%	99.68%
94	L	4941	NATIONAL WESTERN LIFE GRP	3,252,703	0.02%	99.71%
95	L	451	FIDELITY SECURITY GRP	2,488,222	0.02%	99.73%
96	L	56782	NATIONAL SLOVAK SOCIETY OF THE USA	2,027,502	0.01%	99.74%
97	L	57568	1891 FINANCIAL LIFE	1,996,430	0.01%	99.76%
98	L	4966	INSURANCE CAPITAL GRP	1,973,889	0.01%	99.77%
99	L	1	CVS GRP	1,907,389	0.01%	99.78%
100	L	64505	HOMESTEADERS LIFE CO	1,889,073	0.01%	99.80%
101	L	57657	ROYAL NEIGHBORS OF AMER	1,768,978	0.01%	99.81%
102	L	88668	MUTUAL OF AMER LIFE INS CO	1,669,996	0.01%	99.82%
103	L	57193	SLOVAK CATHOLIC SOKOL	1,569,399	0.01%	99.83%
104	L	56030	CATHOLIC FINANCIAL LIFE	1,477,227	0.01%	99.84%
105	L	56332	FIRST CATH SLOVAK LADIES ASSN USA	1,470,103	0.01%	99.85%
106	L	57142	SONS OF NORWAY	1,460,103	0.01%	99.87%
107	L	704	CONSTELLATION INS HOLDINGS GRP	1,387,081	0.01%	99.88%
108	L	57320	WOODMEN WORLD LIFE INS SOC	1,293,522	0.01%	99.88%
109	L	58033	KNIGHTS OF COLUMBUS	1,233,488	0.01%	99.89%
110	L	56707	ISDA FRATERNAL ASSOC	1,033,721	0.01%	99.90%
111	L	62928	EMC NATL LIFE CO	967,338	0.01%	99.91%
112	L	1211	NATIONAL GUARDIAN LIFE INS GRP	955,002	0.01%	99.91%
113	L	473	AMERICAN FAMILY INS GRP	882,625	0.01%	99.92%
114	L	213	ERIE INS GRP	862,820	0.01%	99.93%
115	L	4553	SAVINGS BANK LIFE GRP	789,782	0.01%	99.93%
116	L	4862	ASSURITY GRP	736,207	0.01%	99.94%
117	L	588	KANSAS CITY LIFE INS GRP	549,558	- %	99.94%
118	L	56634	CROATIAN FRATERNAL UNION OF AMER	517,008	- %	99.95%
119	L	5014	EVERLAKE HOLDINGS GRP	471,722	- %	99.95%
120	L	454	SECURITY NATL GRP	465,746	- %	99.95%
121	L	4011	GENWORTH FIN GRP	464,803	- %	99.96%
122	L	7	FEDERATED MUT GRP	384,564	- %	99.96%
123	L	4616	EVERENCE GRP	370,216	- %	99.96%
124	L	57010	WILLIAM PENN ASSN	365,259	- %	99.96%
125	L	917	HCSC GRP	358,740	- %	99.97%
			TOTAL	13,794,898,217	100.00%	100.00%

**Life Insurance Industry
Life/Health and Fraternal Insurers
2022 Market Share Report - Total Premium
Annuity Considerations**

Indiana

Rank	Business Type	Group/ Company Code	Group/Company Name	Direct Written Premium	Market Share	Cumulative Market Share
1	L	4734	APOLLO GLOBAL MGMT GRP	875,688,358	12.09%	12.09%
2	L	12	AMERICAN INTL GRP	544,721,156	7.52%	19.61%
3	L	20	LINCOLN NATL GRP	414,181,922	5.72%	25.33%
4	L	619	ONEAMERICA FIN PARTNERS GRP	391,702,267	5.41%	30.74%
5	L	435	MASS MUT LIFE INS GRP	353,269,353	4.88%	35.62%
6	L	140	NATIONWIDE CORP GRP	339,614,720	4.69%	40.30%
7	L	918	JACKSON NATL GRP	286,303,173	3.95%	44.26%
8	L	304	PRUDENTIAL OF AMER GRP	247,671,145	3.42%	47.68%
9	L	761	ALLIANZ INS GRP	246,762,180	3.41%	51.08%
10	L	709	PACIFIC LIFE GRP	246,480,062	3.40%	54.49%
11	L	4965	EQUITABLE HOLDINGS INC GRP	195,695,347	2.70%	57.19%
12	L	670	FIDELITY NATL FIN INC GRP	188,538,823	2.60%	59.79%
13	L	4932	BRIGHTHOUSE HOLDINGS GRP	170,775,793	2.36%	62.15%
14	L	4832	VOYA FINANCIAL GRP	169,394,046	2.34%	64.49%
15	L	431	SAMMONS ENTERPRISES GRP	169,032,086	2.33%	66.82%
16	L	826	NEW YORK LIFE GRP	159,874,921	2.21%	69.03%
17	L	241	METROPOLITAN GRP	144,399,914	1.99%	71.02%
18	L	1216	TIAA FAMILY GRP	138,228,886	1.91%	72.93%
19	L	4855	SUMITOMO LIFE INS GRP	130,255,974	1.80%	74.73%
20	L	3891	GLOBAL ATLANTIC GRP	126,150,382	1.74%	76.47%
21	L	4888	STERLING FINANCIAL INS GRP INC	106,320,889	1.47%	77.94%
22	L	836	WEST SOUTHERN GRP	96,375,470	1.33%	79.27%
23	L	2658	AMERICAN EQUITY INVESTMENT GRP	77,265,445	1.07%	80.34%
24	L	4947	PROSPERITY LIFE INS GRP	76,033,971	1.05%	81.39%
25	L	233	CNO FINANCIAL GRP	72,451,749	1.00%	82.39%
26	L	4	AMERIPRISE FIN GRP	71,728,174	0.99%	83.38%
27	L	4925	KUVARE GRP	67,791,184	0.94%	84.31%
28	L	872	BANNER LIFE GRP	66,617,181	0.92%	85.23%
29	L	4890	SBL HOLDINGS GRP	64,956,031	0.90%	86.13%
30	L	306	TRUSTAGE GRP	63,522,143	0.88%	87.01%
31	L	860	NORTHWESTERN MUT GRP	62,914,696	0.87%	87.88%
32	L	4794	GROUP 1001 INS HOLDINGS GRP	62,692,389	0.87%	88.74%
33	L	1348	MEIJI YASUDA LIFE INS GRP	57,185,791	0.79%	89.53%
34	L	3098	TOKIO MARINE HOLDINGS INC GRP	55,357,314	0.76%	90.29%
35	L	200	UNITED SERV AUTOMOBILE ASSN GRP	51,491,740	0.71%	91.01%
36	L	4988	BAYVIEW ASSET MANAGEMENT GRP	50,510,009	0.70%	91.70%
37	L	56014	THRIVENT FINANCIAL FOR LUTHERANS	44,826,857	0.62%	92.32%
38	L	458	DAI-ICHI LIFE HOLDINGS INC GRP	37,781,085	0.52%	92.84%
39	L	5038	MIDWEST HOLDINGS INC GRP	32,606,025	0.45%	93.29%
40	L	943	AMERITAS MUT HOLDING GRP	29,550,881	0.41%	93.70%
41	L	300	HORACE MANN GRP	28,691,536	0.40%	94.10%
42	L	62510	EQUITRUST LIFE INS CO	24,162,853	0.33%	94.43%
43	L	408	BROOKFIELD ASSET MGMT REINS PARTNERS	23,306,389	0.32%	94.75%
44	L	4736	GGC GRP	23,224,410	0.32%	95.07%
45	L	869	MINNESOTA MUT GRP	22,116,412	0.31%	95.38%
46	L	332	PRINCIPAL FIN GRP	21,571,227	0.30%	95.68%
47	L	169	SENTRY INS GRP	20,309,249	0.28%	95.96%
48	L	542	INDIANA FARM BUREAU GRP	19,152,226	0.26%	96.22%
49	L	4824	ADVANTAGE CAPITAL GRP	18,868,673	0.26%	96.48%
50	L	60445	SAGICOR LIFE INS CO	18,811,917	0.26%	96.74%
51	L	67423	ASPIDA LIFE INS CO	18,626,539	0.26%	97.00%
52	L	56693	GCU	14,993,201	0.21%	97.21%
53	L	261	MUTUAL OF OMAHA GRP	13,602,218	0.19%	97.39%
54	L	468	AEGON US HOLDING GRP	13,105,795	0.18%	97.58%
55	L	981	FIDELITY INVESTMENT INS & ANN GRP	10,974,102	0.15%	97.73%
56	L	84174	ELCO MUT LIFE & ANN	10,934,467	0.15%	97.88%
57	L	801	DIRECTORS INVESTMENT GRP	10,149,689	0.14%	98.02%
58	L	280	AUTO OWNERS GRP	9,270,246	0.13%	98.15%
59	L	634	NATIONAL LIFE GRP	9,074,395	0.13%	98.27%
60	L	176	STATE FARM GRP	9,019,538	0.12%	98.40%
61	L	449	FINANCIAL HOLDINGS GRP	8,405,392	0.12%	98.51%
62	L	574	AMERCO CORP GRP	7,907,828	0.11%	98.62%
63	L	3436	LIBERTY LIFE GRP TRUST GRP	6,420,903	0.09%	98.71%

**Life Insurance Industry
Life/Health and Fraternal Insurers
2022 Market Share Report - Total Premium
Annuity Considerations**

Indiana

Rank	Business Type	Group/ Company Code	Group/Company Name	Direct Written Premium	Market Share	Cumulative Market Share
64	L	429	GUARDIAN LIFE GRP	6,009,902	0.08%	98.79%
65	L	769	GREAT WEST GRP	5,997,479	0.08%	98.88%
66	L	57541	MODERN WOODMEN OF AMER	5,841,948	0.08%	98.96%
67	L	57487	CATHOLIC ORDER OF FORESTERS	5,802,250	0.08%	99.04%
68	L	213	ERIE INS GRP	5,436,914	0.08%	99.11%
69	L	56685	GBU FINANCIAL LIFE	4,218,691	0.06%	99.17%
70	L	330	AMERICAN FIDELITY CORP GRP	4,087,582	0.06%	99.23%
71	L	4903	CALTON HOLDINGS GRP	4,018,845	0.06%	99.28%
72	L	4926	TALCOTT HOLDINGS GRP	3,845,276	0.05%	99.33%
73	L	5016	AQUARIAN INS HOLDINGS GRP	3,640,367	0.05%	99.38%
74	L	850	PENN MUT GRP	3,108,303	0.04%	99.43%
75	L	5024	FORTITUDE GRP HOLDINGS LLC GRP	2,840,152	0.04%	99.47%
76	L	56170	WOMANS LIFE INS SOCIETY	2,713,052	0.04%	99.50%
77	L	244	CINCINNATI FIN GRP	2,410,111	0.03%	99.54%
78	L	212	ZURICH INS GRP	2,312,111	0.03%	99.57%
79	L	56782	NATIONAL SLOVAK SOCIETY OF THE USA	2,243,018	0.03%	99.60%
80	L	67180	OHIO STATE LIFE INS CO	1,736,870	0.02%	99.62%
81	L	1117	MANHATTAN LIFE GRP	1,735,514	0.02%	99.65%
82	L	56154	GLEANER LIFE INS SOCIETY	1,697,292	0.02%	99.67%
83	L	4616	EVERENCE GRP	1,395,191	0.02%	99.69%
84	L	704	CONSTELLATION INS HOLDINGS GRP	1,158,922	0.02%	99.71%
85	L	4752	GREGG E ZAHN GRP	1,136,537	0.02%	99.72%
86	L	904	JOHN HANCOCK GRP	1,131,367	0.02%	99.74%
87	L	58009	POLICE & FIREMENS INS ASSN	1,074,564	0.01%	99.75%
88	L	4941	NATIONAL WESTERN LIFE GRP	1,064,966	0.01%	99.77%
89	L	69272	IBEXIS LIFE & ANN INS CO	1,035,051	0.01%	99.78%
90	L	50	COUNTRY INS & FIN SERV GRP	1,016,558	0.01%	99.80%
91	L	588	KANSAS CITY LIFE INS GRP	812,679	0.01%	99.81%
92	L	153	PEKIN INS GRP	811,395	0.01%	99.82%
93	L	4011	GENWORTH FIN GRP	778,314	0.01%	99.83%
94	L	56340	FIRST CATH SLOVAK UNION OF US & CN	770,378	0.01%	99.84%
95	L	57770	CATHOLIC FRATERNAL LIFE	703,249	0.01%	99.85%
96	L	57630	POLISH ROMAN CATHOLIC UNION OF AMER	680,192	0.01%	99.86%
97	L	1211	NATIONAL GUARDIAN LIFE INS GRP	667,184	0.01%	99.87%
98	L	4844	LIA HOLDINGS GRP	636,732	0.01%	99.88%
99	L	64505	HOMESTEADERS LIFE CO	577,845	0.01%	99.89%
100	L	56227	KSKJ LIFE	521,453	0.01%	99.89%
101	L	473	AMERICAN FAMILY INS GRP	456,937	0.01%	99.90%
102	L	57320	WOODMEN WORLD LIFE INS SOC	398,924	0.01%	99.90%
103	L	315	INDUSTRIAL ALLIANCE GRP	395,296	0.01%	99.91%
104	L	57193	SLOVAK CATHOLIC SOKOL	386,406	0.01%	99.91%
105	L	57010	WILLIAM PENN ASSN	381,370	0.01%	99.92%
106	L	344	CHURCH PENSION FUND GRP	369,498	0.01%	99.93%
107	L	56707	ISDA FRATERNAL ASSOC	367,241	0.01%	99.93%
108	L	58033	KNIGHTS OF COLUMBUS	366,337	0.01%	99.94%
109	L	56332	FIRST CATH SLOVAK LADIES ASSN USA	356,415	- %	99.94%
110	L	123	SHELTER INS GRP	337,709	- %	99.94%
111	L	99600	AMERICAN CENTURY LIFE INS CO	320,000	- %	99.95%
112	L	451	FIDELITY SECURITY GRP	305,122	- %	99.95%
113	L	4853	AAA LIFE GRP	292,832	- %	99.96%
114	L	291	ENCOVA MUT INS GRP	280,431	- %	99.96%
115	L	4213	WILTON RE GRP	257,464	- %	99.97%
116	L	56456	UNITED STATES LETTER CARRIERS MUT BE	235,315	- %	99.97%
117	L	5014	EVERLAKE HOLDINGS GRP	234,703	- %	99.97%
118	L	56820	POLISH FALCONS OF AMER	188,522	- %	99.97%
119	L	56197	ALLIANCE OF TRANSYLVANIAN SAXONS	177,724	- %	99.98%
120	L	56030	CATHOLIC FINANCIAL LIFE	140,869	- %	99.98%
121	L	7	FEDERATED MUT GRP	137,150	- %	99.98%
122	L	62928	EMC NATL LIFE CO	127,251	- %	99.98%
123	L	57657	ROYAL NEIGHBORS OF AMER	116,906	- %	99.98%
124	L	57215	UKRAINIAN NATL ASSN INC	111,802	- %	99.99%
125	L	56634	CROATIAN FRATERNAL UNION OF AMER	107,800	- %	99.99%
			TOTAL	7,242,893,490	100.00%	100.00%

Life Insurance Industry
Life/Health and Fraternal Insurers
2022 Market Share Report - Total Premium
Annuity Considerations

Iowa

Rank	Business Type	Group/ Company Code	Group/Company Name	Direct Written Premium	Market Share	Cumulative Market Share
1	L	4734	APOLLO GLOBAL MGMT GRP	323,300,292	7.35%	7.35%
2	L	1216	TIAA FAMILY GRP	270,989,334	6.16%	13.52%
3	L	435	MASS MUT LIFE INS GRP	208,453,416	4.74%	18.26%
4	L	304	PRUDENTIAL OF AMER GRP	177,066,960	4.03%	22.28%
5	L	918	JACKSON NATL GRP	175,540,702	3.99%	26.28%
6	L	20	LINCOLN NATL GRP	165,316,074	3.76%	30.04%
7	L	761	ALLIANZ INS GRP	160,804,542	3.66%	33.69%
8	L	826	NEW YORK LIFE GRP	155,380,282	3.53%	37.23%
9	L	431	SAMMONS ENTERPRISES GRP	148,486,336	3.38%	40.60%
10	L	140	NATIONWIDE CORP GRP	142,824,552	3.25%	43.85%
11	L	4925	KUVARE GRP	141,882,817	3.23%	47.08%
12	L	4965	EQUITABLE HOLDINGS INC GRP	132,606,770	3.02%	50.09%
13	L	56014	THRIVENT FINANCIAL FOR LUTHERANS	125,071,277	2.84%	52.94%
14	L	233	CNO FINANCIAL GRP	123,251,078	2.80%	55.74%
15	L	3891	GLOBAL ATLANTIC GRP	111,782,205	2.54%	58.28%
16	L	4932	BRIGHTHOUSE HOLDINGS GRP	103,165,148	2.35%	60.63%
17	L	332	PRINCIPAL FIN GRP	102,854,599	2.34%	62.97%
18	L	4832	VOYA FINANCIAL GRP	101,478,071	2.31%	65.28%
19	L	513	IOWA FARM BUREAU GRP	94,949,234	2.16%	67.44%
20	L	4	AMERIPRISE FIN GRP	88,328,427	2.01%	69.45%
21	L	4988	BAYVIEW ASSET MANAGEMENT GRP	79,738,085	1.81%	71.26%
22	L	12	AMERICAN INTL GRP	77,250,769	1.76%	73.02%
23	L	670	FIDELITY NATL FIN INC GRP	74,572,762	1.70%	74.71%
24	L	709	PACIFIC LIFE GRP	70,005,582	1.59%	76.30%
25	L	4794	GROUP 1001 INS HOLDINGS GRP	63,142,338	1.44%	77.74%
26	L	4888	STERLING FINANCIAL INS GRP INC	59,111,354	1.34%	79.08%
27	L	62510	EQUITRUST LIFE INS CO	57,896,835	1.32%	80.40%
28	L	2658	AMERICAN EQUITY INVESTMENT GRP	56,862,783	1.29%	81.69%
29	L	619	ONEAMERICA FIN PARTNERS GRP	54,420,901	1.24%	82.93%
30	L	241	METROPOLITAN GRP	54,026,401	1.23%	84.16%
31	L	869	MINNESOTA MUT GRP	53,905,866	1.23%	85.39%
32	L	306	TRUSTAGE GRP	49,809,055	1.13%	86.52%
33	L	5038	MIDWEST HOLDINGS INC GRP	46,276,159	1.05%	87.57%
34	L	261	MUTUAL OF OMAHA GRP	40,562,133	0.92%	88.49%
35	L	836	WEST SOUTHERN GRP	40,514,512	0.92%	89.42%
36	L	860	NORTHWESTERN MUT GRP	39,823,342	0.91%	90.32%
37	L	1348	MEIJI YASUDA LIFE INS GRP	29,097,086	0.66%	90.98%
38	L	4890	SBL HOLDINGS GRP	25,623,148	0.58%	91.57%
39	L	200	UNITED SERV AUTOMOBILE ASSN GRP	23,744,691	0.54%	92.11%
40	L	4824	ADVANTAGE CAPITAL GRP	23,243,272	0.53%	92.63%
41	L	57541	MODERN WOODMEN OF AMER	19,989,396	0.45%	93.09%
42	L	60445	SAGICOR LIFE INS CO	18,126,582	0.41%	93.50%
43	L	3098	TOKIO MARINE HOLDINGS INC GRP	18,075,517	0.41%	93.91%
44	L	4855	SUMITOMO LIFE INS GRP	17,564,645	0.40%	94.31%
45	L	4736	GGC GRP	14,482,723	0.33%	94.64%
46	L	408	BROOKFIELD ASSET MGMT REINS PARTNERS	14,457,784	0.33%	94.97%
47	L	943	AMERITAS MUT HOLDING GRP	13,556,449	0.31%	95.28%
48	L	169	SENTRY INS GRP	13,167,546	0.30%	95.58%
49	L	4947	PROSPERITY LIFE INS GRP	12,027,833	0.27%	95.85%
50	L	3436	LIBERTY LIFE GRP TRUST GRP	11,733,506	0.27%	96.12%
51	L	468	AEGON US HOLDING GRP	11,220,703	0.26%	96.37%
52	L	872	BANNER LIFE GRP	10,988,695	0.25%	96.62%
53	L	84174	ELCO MUT LIFE & ANN	10,980,820	0.25%	96.87%
54	L	449	FINANCIAL HOLDINGS GRP	10,623,911	0.24%	97.11%
55	L	67423	ASPIDA LIFE INS CO	10,380,554	0.24%	97.35%
56	L	5016	AQUARIAN INS HOLDINGS GRP	9,033,387	0.21%	97.56%
57	L	458	DAI-ICHI LIFE HOLDINGS INC GRP	8,675,196	0.20%	97.75%
58	L	1117	MANHATTAN LIFE GRP	8,223,028	0.19%	97.94%
59	L	176	STATE FARM GRP	6,896,212	0.16%	98.10%
60	L	280	AUTO OWNERS GRP	5,781,370	0.13%	98.23%
61	L	300	HORACE MANN GRP	5,446,731	0.12%	98.35%
62	L	574	AMERCO CORP GRP	5,436,175	0.12%	98.48%
63	L	56693	GCU	5,222,018	0.12%	98.59%

**Life Insurance Industry
Life/Health and Fraternal Insurers
2022 Market Share Report - Total Premium
Annuity Considerations**

Iowa

Rank	Business Type	Group/ Company Code	Group/Company Name	Direct Written Premium	Market Share	Cumulative Market Share
64	L	244	CINCINNATI FIN GRP	5,050,120	0.11%	98.71%
65	L	4926	TALCOTT HOLDINGS GRP	4,306,813	0.10%	98.81%
66	L	57711	WESTERN CATHOLIC UNION	3,954,308	0.09%	98.90%
67	L	981	FIDELITY INVESTMENT INS & ANN GRP	3,618,877	0.08%	98.98%
68	L	588	KANSAS CITY LIFE INS GRP	3,554,774	0.08%	99.06%
69	L	56340	FIRST CATH SLOVAK UNION OF US & CN	3,011,223	0.07%	99.13%
70	L	850	PENN MUT GRP	2,845,343	0.06%	99.19%
71	L	429	GUARDIAN LIFE GRP	2,558,232	0.06%	99.25%
72	L	57487	CATHOLIC ORDER OF FORESTERS	2,540,185	0.06%	99.31%
73	L	212	ZURICH INS GRP	2,099,265	0.05%	99.36%
74	L	56685	GBU FINANCIAL LIFE	2,031,248	0.05%	99.40%
75	L	4639	RGA INC GRP	1,962,380	0.04%	99.45%
76	L	801	DIRECTORS INVESTMENT GRP	1,812,880	0.04%	99.49%
77	L	153	PEKIN INS GRP	1,616,826	0.04%	99.53%
78	L	56332	FIRST CATH SLOVAK LADIES ASSN USA	1,593,863	0.04%	99.56%
79	L	704	CONSTELLATION INS HOLDINGS GRP	1,590,856	0.04%	99.60%
80	L	67180	OHIO STATE LIFE INS CO	1,562,912	0.04%	99.63%
81	L	62928	EMC NATL LIFE CO	1,461,389	0.03%	99.67%
82	L	634	NATIONAL LIFE GRP	1,303,843	0.03%	99.70%
83	L	4903	CALTON HOLDINGS GRP	1,285,225	0.03%	99.73%
84	L	4941	NATIONAL WESTERN LIFE GRP	1,234,346	0.03%	99.75%
85	L	5024	FORTITUDE GRP HOLDINGS LLC GRP	891,676	0.02%	99.77%
86	L	769	GREAT WEST GRP	879,939	0.02%	99.79%
87	L	69272	IBEXIS LIFE & ANN INS CO	810,005	0.02%	99.81%
88	L	64505	HOMESTEADERS LIFE CO	751,827	0.02%	99.83%
89	L	56154	GLENER LIFE INS SOCIETY	745,689	0.02%	99.85%
90	L	58009	POLICE & FIREMENS INS ASSN	733,616	0.02%	99.86%
91	L	473	AMERICAN FAMILY INS GRP	729,065	0.02%	99.88%
92	L	4616	EVERENCE GRP	633,855	0.01%	99.89%
93	L	58033	KNIGHTS OF COLUMBUS	625,228	0.01%	99.91%
94	L	58017	BETTERLIFE	467,990	0.01%	99.92%
95	L	1211	NATIONAL GUARDIAN LIFE INS GRP	326,003	0.01%	99.93%
96	L	315	INDUSTRIAL ALLIANCE GRP	301,817	0.01%	99.93%
97	L	904	JOHN HANCOCK GRP	288,642	0.01%	99.94%
98	L	50	COUNTRY INS & FIN SERV GRP	273,677	0.01%	99.95%
99	L	57320	WOODMEN WORLD LIFE INS SOC	271,120	0.01%	99.95%
100	L	57142	SONS OF NORWAY	265,195	0.01%	99.96%
101	L	56030	CATHOLIC FINANCIAL LIFE	251,544	0.01%	99.96%
102	L	7	FEDERATED MUT GRP	249,675	0.01%	99.97%
103	L	57053	CATHOLIC UNITED FINANCIAL	205,043	- %	99.98%
104	L	56138	CSA FRATERNAL LIFE	137,425	- %	99.98%
105	L	60542	AMERICAN HOME LIFE INS CO	114,164	- %	99.98%
106	L	57657	ROYAL NEIGHBORS OF AMER	110,383	- %	99.98%
107	L	4966	INSURANCE CAPITAL GRP	102,271	- %	99.99%
108	L	57568	1891 FINANCIAL LIFE	69,550	- %	99.99%
109	L	4862	ASSURITY GRP	68,068	- %	99.99%
110	L	56227	KSKJ LIFE	58,000	- %	99.99%
111	L	4553	SAVINGS BANK LIFE GRP	57,887	- %	99.99%
112	L	123	SHELTER INS GRP	53,620	- %	99.99%
113	L	56456	UNITED STATES LETTER CARRIERS MUT BE	51,076	- %	99.99%
114	L	4213	WILTON RE GRP	48,509	- %	99.99%
115	L	5014	EVERLAKE HOLDINGS GRP	30,202	- %	100.00%
116	L	56324	CZECH CATHOLIC UNION	30,000	- %	100.00%
117	L	367	PHYSICIANS MUT GRP	28,015	- %	100.00%
118	L	451	FIDELITY SECURITY GRP	25,834	- %	100.00%
119	L	70130	UNIVERSAL GUAR LIFE INS CO	25,207	- %	100.00%
120	L	56499	ASSURED LIFE ASSN	22,100	- %	100.00%
121	L	64580	ILLINOIS MUT LIFE INS CO	19,196	- %	100.00%
122	L	290	GLOBE LIFE INC GRP	16,508	- %	100.00%
123	L	65927	LINCOLN HERITAGE LIFE INS CO	11,826	- %	100.00%
124	L	3527	AMERICAN ENTERPRISE MUT GRP	5,500	- %	100.00%
125	L	11121	UNIFIED LIFE INS CO	4,653	- %	100.00%
			TOTAL	4,397,042,215	100.00%	100.00%

**Life Insurance Industry
Life/Health and Fraternal Insurers
2022 Market Share Report - Total Premium
Annuity Considerations**

Kansas

Rank	Business Type	Group/ Company Code	Group/Company Name	Direct Written Premium	Market Share	Cumulative Market Share
1	L	4734	APOLLO GLOBAL MGMT GRP	164,745,484	5.88%	5.88%
2	L	20	LINCOLN NATL GRP	143,814,288	5.14%	11.02%
3	L	140	NATIONWIDE CORP GRP	139,543,737	4.98%	16.00%
4	L	4965	EQUITABLE HOLDINGS INC GRP	126,361,405	4.51%	20.51%
5	L	1216	TIAA FAMILY GRP	121,181,246	4.33%	24.84%
6	L	918	JACKSON NATL GRP	118,347,216	4.23%	29.07%
7	L	619	ONEAMERICA FIN PARTNERS GRP	103,011,953	3.68%	32.74%
8	L	826	NEW YORK LIFE GRP	99,798,427	3.56%	36.31%
9	L	761	ALLIANZ INS GRP	99,701,518	3.56%	39.87%
10	L	12	AMERICAN INTL GRP	99,055,903	3.54%	43.40%
11	L	435	MASS MUT LIFE INS GRP	95,551,474	3.41%	46.82%
12	L	4832	VOYA FINANCIAL GRP	92,650,306	3.31%	50.12%
13	L	304	PRUDENTIAL OF AMER GRP	90,261,469	3.22%	53.35%
14	L	431	SAMMONS ENTERPRISES GRP	75,102,797	2.68%	56.03%
15	L	4890	SBL HOLDINGS GRP	75,087,651	2.68%	58.71%
16	L	4888	STERLING FINANCIAL INS GRP INC	66,127,807	2.36%	61.07%
17	L	3891	GLOBAL ATLANTIC GRP	63,673,382	2.27%	63.35%
18	L	4925	KUVARE GRP	61,354,963	2.19%	65.54%
19	L	4	AMERIPRISE FIN GRP	59,991,468	2.14%	67.68%
20	L	4932	BRIGHTHOUSE HOLDINGS GRP	59,356,449	2.12%	69.80%
21	L	670	FIDELITY NATL FIN INC GRP	56,876,813	2.03%	71.83%
22	L	4794	GROUP 1001 INS HOLDINGS GRP	55,632,628	1.99%	73.82%
23	L	513	IOWA FARM BUREAU GRP	55,498,635	1.98%	75.80%
24	L	241	METROPOLITAN GRP	53,718,218	1.92%	77.72%
25	L	836	WEST SOUTHERN GRP	53,645,427	1.92%	79.63%
26	L	709	PACIFIC LIFE GRP	46,852,372	1.67%	81.30%
27	L	67423	ASPIDA LIFE INS CO	32,963,631	1.18%	82.48%
28	L	56014	THRIVENT FINANCIAL FOR LUTHERANS	32,720,202	1.17%	83.65%
29	L	233	CNO FINANCIAL GRP	30,648,562	1.09%	84.74%
30	L	200	UNITED SERV AUTOMOBILE ASSN GRP	30,289,173	1.08%	85.83%
31	L	332	PRINCIPAL FIN GRP	28,933,715	1.03%	86.86%
32	L	2658	AMERICAN EQUITY INVESTMENT GRP	27,548,597	0.98%	87.84%
33	L	4988	BAYVIEW ASSET MANAGEMENT GRP	27,543,423	0.98%	88.83%
34	L	5038	MIDWEST HOLDINGS INC GRP	26,581,658	0.95%	89.77%
35	L	860	NORTHWESTERN MUT GRP	23,399,157	0.84%	90.61%
36	L	4855	SUMITOMO LIFE INS GRP	18,808,199	0.67%	91.28%
37	L	60445	SAGICOR LIFE INS CO	17,138,124	0.61%	91.89%
38	L	62510	EQUITRUST LIFE INS CO	16,947,116	0.61%	92.50%
39	L	943	AMERITAS MUT HOLDING GRP	16,384,645	0.59%	93.08%
40	L	458	DAI-ICHI LIFE HOLDINGS INC GRP	15,941,817	0.57%	93.65%
41	L	408	BROOKFIELD ASSET MGMT REINS PARTNERS	10,833,583	0.39%	94.04%
42	L	869	MINNESOTA MUT GRP	10,357,702	0.37%	94.41%
43	L	57541	MODERN WOODMEN OF AMER	10,286,466	0.37%	94.78%
44	L	981	FIDELITY INVESTMENT INS & ANN GRP	10,244,257	0.37%	95.14%
45	L	169	SENTRY INS GRP	10,238,660	0.37%	95.51%
46	L	5016	AQUARIAN INS HOLDINGS GRP	9,457,302	0.34%	95.85%
47	L	330	AMERICAN FIDELITY CORP GRP	9,352,031	0.33%	96.18%
48	L	4736	GGC GRP	7,980,245	0.28%	96.47%
49	L	306	TRUSTAGE GRP	7,651,778	0.27%	96.74%
50	L	4824	ADVANTAGE CAPITAL GRP	6,855,680	0.24%	96.98%
51	L	468	AEGON US HOLDING GRP	6,084,681	0.22%	97.20%
52	L	3098	TOKIO MARINE HOLDINGS INC GRP	5,952,838	0.21%	97.41%
53	L	261	MUTUAL OF OMAHA GRP	4,880,086	0.17%	97.59%
54	L	634	NATIONAL LIFE GRP	4,842,628	0.17%	97.76%
55	L	176	STATE FARM GRP	4,749,872	0.17%	97.93%
56	L	449	FINANCIAL HOLDINGS GRP	4,544,387	0.16%	98.09%
57	L	4900	US ALLIANCE CORP GRP	4,145,596	0.15%	98.24%
58	L	1348	MEIJI YASUDA LIFE INS GRP	4,059,744	0.14%	98.39%
59	L	574	AMERCO CORP GRP	3,039,954	0.11%	98.49%
60	L	56685	GBU FINANCIAL LIFE	2,626,298	0.09%	98.59%
61	L	429	GUARDIAN LIFE GRP	2,530,395	0.09%	98.68%
62	L	4941	NATIONAL WESTERN LIFE GRP	2,469,295	0.09%	98.77%
63	L	4616	EVERENCE GRP	2,087,674	0.07%	98.84%

**Life Insurance Industry
Life/Health and Fraternal Insurers
2022 Market Share Report - Total Premium
Annuity Considerations**

Kansas

Rank	Business Type	Group/ Company Code	Group/Company Name	Direct Written Premium	Market Share	Cumulative Market Share
64	L	704	CONSTELLATION INS HOLDINGS GRP	1,963,359	0.07%	98.91%
65	L	588	KANSAS CITY LIFE INS GRP	1,805,948	0.06%	98.98%
66	L	4926	TALCOTT HOLDINGS GRP	1,791,534	0.06%	99.04%
67	L	872	BANNER LIFE GRP	1,653,676	0.06%	99.10%
68	L	300	HORACE MANN GRP	1,626,522	0.06%	99.16%
69	L	56227	KSKJ LIFE	1,624,403	0.06%	99.21%
70	L	4862	ASSURITY GRP	1,538,749	0.05%	99.27%
71	L	451	FIDELITY SECURITY GRP	1,379,696	0.05%	99.32%
72	L	69272	IBEXIS LIFE & ANN INS CO	1,356,229	0.05%	99.37%
73	L	4947	PROSPERITY LIFE INS GRP	1,302,196	0.05%	99.41%
74	L	123	SHELTER INS GRP	1,258,969	0.04%	99.46%
75	L	801	DIRECTORS INVESTMENT GRP	1,166,671	0.04%	99.50%
76	L	1117	MANHATTAN LIFE GRP	931,250	0.03%	99.53%
77	L	3436	LIBERTY LIFE GRP TRUST GRP	891,210	0.03%	99.57%
78	L	62928	EMC NATL LIFE CO	862,695	0.03%	99.60%
79	L	67180	OHIO STATE LIFE INS CO	760,911	0.03%	99.62%
80	L	56154	GLEANER LIFE INS SOCIETY	748,085	0.03%	99.65%
81	L	5024	FORTITUDE GRP HOLDINGS LLC GRP	729,702	0.03%	99.68%
82	L	4752	GREGG E ZAHN GRP	716,355	0.03%	99.70%
83	L	850	PENN MUT GRP	687,552	0.02%	99.73%
84	L	4903	CALTON HOLDINGS GRP	638,800	0.02%	99.75%
85	L	473	AMERICAN FAMILY INS GRP	637,418	0.02%	99.77%
86	L	84174	ELCO MUT LIFE & ANN	614,855	0.02%	99.79%
87	L	60542	AMERICAN HOME LIFE INS CO	583,574	0.02%	99.81%
88	L	1211	NATIONAL GUARDIAN LIFE INS GRP	568,620	0.02%	99.83%
89	L	64505	HOMESTEADERS LIFE CO	467,801	0.02%	99.85%
90	L	56332	FIRST CATH SLOVAK LADIES ASSN USA	448,481	0.02%	99.87%
91	L	56693	GCU	375,882	0.01%	99.88%
92	L	7	FEDERATED MUT GRP	304,623	0.01%	99.89%
93	L	4553	SAVINGS BANK LIFE GRP	300,000	0.01%	99.90%
94	L	315	INDUSTRIAL ALLIANCE GRP	296,020	0.01%	99.91%
95	L	3527	AMERICAN ENTERPRISE MUT GRP	259,561	0.01%	99.92%
96	L	57657	ROYAL NEIGHBORS OF AMER	243,491	0.01%	99.93%
97	L	57320	WOODMEN WORLD LIFE INS SOC	238,863	0.01%	99.94%
98	L	58033	KNIGHTS OF COLUMBUS	215,303	0.01%	99.95%
99	L	88668	MUTUAL OF AMER LIFE INS CO	203,874	0.01%	99.95%
100	L	244	CINCINNATI FIN GRP	194,193	0.01%	99.96%
101	L	212	ZURICH INS GRP	159,888	0.01%	99.97%
102	L	769	GREAT WEST GRP	155,142	0.01%	99.97%
103	L	290	GLOBE LIFE INC GRP	111,082	- %	99.98%
104	L	73660	DIRECTORS LIFE ASSUR CO	102,539	- %	99.98%
105	L	56413	UNITED TRANSPORTATION UNION INS ASSN	100,259	- %	99.98%
106	L	280	AUTO OWNERS GRP	99,646	- %	99.99%
107	L	2878	UNITED HERITAGE MUT GRP	87,925	- %	99.99%
108	L	57770	CATHOLIC FRATERNAL LIFE	79,750	- %	99.99%
109	L	56634	CROATIAN FRATERNAL UNION OF AMER	67,327	- %	100.00%
110	L	904	JOHN HANCOCK GRP	59,695	- %	100.00%
111	L	56456	UNITED STATES LETTER CARRIERS MUT BE	47,708	- %	100.00%
112	L	56936	SERB NATL FEDERATION	40,100	- %	100.00%
113	L	4011	GENWORTH FIN GRP	29,013	- %	100.00%
114	L	50	COUNTRY INS & FIN SERV GRP	27,101	- %	100.00%
115	L	57630	POLISH ROMAN CATHOLIC UNION OF AMER	27,000	- %	100.00%
116	L	64580	ILLINOIS MUT LIFE INS CO	15,000	- %	100.00%
117	L	56138	CSA FRATERNAL LIFE	14,000	- %	100.00%
118	L	454	SECURITY NATL GRP	13,600	- %	100.00%
119	L	8	ALLSTATE INS GRP	10,780	- %	100.00%
120	L	56383	ORDER OF UNITED COMMERCIAL TRAVELERS	10,300	- %	100.00%
121	L	615	BENEFICIAL LIFE GRP	10,000	- %	100.00%
122	L	367	PHYSICIANS MUT GRP	6,600	- %	100.00%
123	L	4213	WILTON RE GRP	5,989	- %	100.00%
124	L	153	PEKIN INS GRP	5,000	- %	100.00%
125	L	71404	CONTINENTAL GEN INS CO	3,669	- %	100.00%
			TOTAL	2,800,532,228	100.00%	100.00%

**Life Insurance Industry
Life/Health and Fraternal Insurers
2022 Market Share Report - Total Premium
Annuity Considerations**

Kentucky

Rank	Business Type	Group/ Company Code	Group/Company Name	Direct Written Premium	Market Share	Cumulative Market Share
1	L	4734	APOLLO GLOBAL MGMT GRP	480,804,332	11.14%	11.14%
2	L	241	METROPOLITAN GRP	332,841,262	7.71%	18.85%
3	L	435	MASS MUT LIFE INS GRP	284,611,298	6.59%	25.44%
4	L	20	LINCOLN NATL GRP	273,474,799	6.33%	31.77%
5	L	304	PRUDENTIAL OF AMER GRP	256,877,429	5.95%	37.73%
6	L	4832	VOYA FINANCIAL GRP	177,748,808	4.12%	41.84%
7	L	140	NATIONWIDE CORP GRP	169,840,222	3.93%	45.78%
8	L	12	AMERICAN INTL GRP	150,411,012	3.48%	49.26%
9	L	761	ALLIANZ INS GRP	149,160,810	3.46%	52.72%
10	L	709	PACIFIC LIFE GRP	144,351,638	3.34%	56.06%
11	L	4932	BRIGHTHOUSE HOLDINGS GRP	129,348,384	3.00%	59.06%
12	L	826	NEW YORK LIFE GRP	126,802,666	2.94%	61.99%
13	L	918	JACKSON NATL GRP	120,890,453	2.80%	64.79%
14	L	4965	EQUITABLE HOLDINGS INC GRP	108,944,482	2.52%	67.32%
15	L	3891	GLOBAL ATLANTIC GRP	108,475,741	2.51%	69.83%
16	L	670	FIDELITY NATL FIN INC GRP	104,140,485	2.41%	72.24%
17	L	1216	TIAA FAMILY GRP	103,109,275	2.39%	74.63%
18	L	431	SAMMONS ENTERPRISES GRP	100,503,563	2.33%	76.96%
19	L	836	WEST SOUTHERN GRP	89,725,409	2.08%	79.04%
20	L	4855	SUMITOMO LIFE INS GRP	60,498,300	1.40%	80.44%
21	L	4890	SBL HOLDINGS GRP	59,461,404	1.38%	81.82%
22	L	2658	AMERICAN EQUITY INVESTMENT GRP	58,382,401	1.35%	83.17%
23	L	619	ONEAMERICA FIN PARTNERS GRP	53,495,915	1.24%	84.41%
24	L	200	UNITED SERV AUTOMOBILE ASSN GRP	51,757,535	1.20%	85.61%
25	L	3098	TOKIO MARINE HOLDINGS INC GRP	42,198,506	0.98%	86.58%
26	L	4988	BAYVIEW ASSET MANAGEMENT GRP	38,261,871	0.89%	87.47%
27	L	233	CNO FINANCIAL GRP	35,342,144	0.82%	88.29%
28	L	57541	MODERN WOODMEN OF AMER	33,442,259	0.77%	89.06%
29	L	4	AMERIPRISE FIN GRP	32,547,087	0.75%	89.82%
30	L	57320	WOODMEN WORLD LIFE INS SOC	30,226,676	0.70%	90.52%
31	L	4925	KUVARE GRP	30,187,241	0.70%	91.22%
32	L	4794	GROUP 1001 INS HOLDINGS GRP	27,851,714	0.65%	91.86%
33	L	4888	STERLING FINANCIAL INS GRP INC	24,476,392	0.57%	92.43%
34	L	4947	PROSPERITY LIFE INS GRP	21,424,566	0.50%	92.92%
35	L	458	DAI-ICHI LIFE HOLDINGS INC GRP	20,466,216	0.47%	93.40%
36	L	1348	MEIJI YASUDA LIFE INS GRP	20,357,802	0.47%	93.87%
37	L	860	NORTHWESTERN MUT GRP	16,586,191	0.38%	94.25%
38	L	261	MUTUAL OF OMAHA GRP	15,400,273	0.36%	94.61%
39	L	3436	LIBERTY LIFE GRP TRUST GRP	13,234,086	0.31%	94.92%
40	L	330	AMERICAN FIDELITY CORP GRP	12,729,993	0.29%	95.21%
41	L	872	BANNER LIFE GRP	12,632,225	0.29%	95.51%
42	L	62510	EQUITRUST LIFE INS CO	11,835,781	0.27%	95.78%
43	L	332	PRINCIPAL FIN GRP	11,120,078	0.26%	96.04%
44	L	869	MINNESOTA MUT GRP	11,100,245	0.26%	96.29%
45	L	574	AMERCO CORP GRP	10,514,894	0.24%	96.54%
46	L	306	TRUSTAGE GRP	9,929,172	0.23%	96.77%
47	L	67423	ASPIDA LIFE INS CO	9,374,298	0.22%	96.99%
48	L	4824	ADVANTAGE CAPITAL GRP	9,254,263	0.21%	97.20%
49	L	943	AMERITAS MUT HOLDING GRP	8,550,492	0.20%	97.40%
50	L	56014	THRIVENT FINANCIAL FOR LUTHERANS	7,746,292	0.18%	97.58%
51	L	408	BROOKFIELD ASSET MGMT REINS PARTNERS	7,283,367	0.17%	97.75%
52	L	429	GUARDIAN LIFE GRP	7,094,863	0.16%	97.91%
53	L	60445	SAGICOR LIFE INS CO	6,980,643	0.16%	98.07%
54	L	5016	AQUARIAN INS HOLDINGS GRP	6,460,811	0.15%	98.22%
55	L	981	FIDELITY INVESTMENT INS & ANN GRP	6,129,970	0.14%	98.36%
56	L	468	AEGON US HOLDING GRP	6,108,250	0.14%	98.50%
57	L	169	SENTRY INS GRP	5,565,712	0.13%	98.63%
58	L	449	FINANCIAL HOLDINGS GRP	5,466,249	0.13%	98.76%
59	L	4639	RGA INC GRP	5,053,650	0.12%	98.88%
60	L	176	STATE FARM GRP	4,927,104	0.11%	98.99%
61	L	4736	GGC GRP	4,738,401	0.11%	99.10%
62	L	68896	SOUTHERN FARM BUREAU LIFE INS CO	3,998,792	0.09%	99.19%
63	L	280	AUTO OWNERS GRP	2,924,346	0.07%	99.26%

Life Insurance Industry
Life/Health and Fraternal Insurers
2022 Market Share Report - Total Premium
Annuity Considerations

Kentucky

Rank	Business Type	Group/ Company Code	Group/Company Name	Direct Written Premium	Market Share	Cumulative Market Share
64	L	57487	CATHOLIC ORDER OF FORESTERS	2,892,354	0.07%	99.33%
65	L	56693	GCU	2,582,915	0.06%	99.39%
66	L	67180	OHIO STATE LIFE INS CO	2,529,688	0.06%	99.45%
67	L	634	NATIONAL LIFE GRP	2,236,779	0.05%	99.50%
68	L	84174	ELCO MUT LIFE & ANN	2,227,897	0.05%	99.55%
69	L	801	DIRECTORS INVESTMENT GRP	2,063,760	0.05%	99.60%
70	L	4926	TALCOTT HOLDINGS GRP	1,949,215	0.05%	99.64%
71	L	850	PENN MUT GRP	1,622,876	0.04%	99.68%
72	L	1117	MANHATTAN LIFE GRP	1,474,951	0.03%	99.72%
73	L	4903	CALTON HOLDINGS GRP	1,075,297	0.02%	99.74%
74	L	57657	ROYAL NEIGHBORS OF AMER	913,348	0.02%	99.76%
75	L	769	GREAT WEST GRP	893,730	0.02%	99.78%
76	L	588	KANSAS CITY LIFE INS GRP	865,274	0.02%	99.80%
77	L	69272	IBEXIS LIFE & ANN INS CO	828,168	0.02%	99.82%
78	L	56685	GBU FINANCIAL LIFE	763,920	0.02%	99.84%
79	L	7	FEDERATED MUT GRP	749,751	0.02%	99.86%
80	L	4941	NATIONAL WESTERN LIFE GRP	664,547	0.02%	99.87%
81	L	50	COUNTRY INS & FIN SERV GRP	610,882	0.01%	99.89%
82	L	904	JOHN HANCOCK GRP	430,480	0.01%	99.90%
83	L	1211	NATIONAL GUARDIAN LIFE INS GRP	418,539	0.01%	99.91%
84	L	56316	CATHOLIC LADIES OF COLUMBIA	346,033	0.01%	99.91%
85	L	56340	FIRST CATH SLOVAK UNION OF US & CN	308,288	0.01%	99.92%
86	L	56782	NATIONAL SLOVAK SOCIETY OF THE USA	302,480	0.01%	99.93%
87	L	315	INDUSTRIAL ALLIANCE GRP	298,563	0.01%	99.93%
88	L	291	ENCOVA MUT INS GRP	283,731	0.01%	99.94%
89	L	56227	KSKJ LIFE	264,264	0.01%	99.95%
90	L	70130	UNIVERSAL GUAR LIFE INS CO	261,045	0.01%	99.95%
91	L	300	HORACE MANN GRP	256,304	0.01%	99.96%
92	L	5024	FORTITUDE GRP HOLDINGS LLC GRP	213,941	- %	99.96%
93	L	367	PHYSICIANS MUT GRP	170,130	- %	99.97%
94	L	57010	WILLIAM PENN ASSN	154,149	- %	99.97%
95	L	58033	KNIGHTS OF COLUMBUS	145,000	- %	99.98%
96	L	5014	EVERLAKE HOLDINGS GRP	133,900	- %	99.98%
97	L	704	CONSTELLATION INS HOLDINGS GRP	124,819	- %	99.98%
98	L	64505	HOMESTEADERS LIFE CO	115,341	- %	99.98%
99	L	56413	UNITED TRANSPORTATION UNION INS ASSN	112,767	- %	99.99%
100	L	123	SHELTER INS GRP	110,489	- %	99.99%
101	L	244	CINCINNATI FIN GRP	85,370	- %	99.99%
102	L	344	CHURCH PENSION FUND GRP	84,795	- %	99.99%
103	L	290	GLOBE LIFE INC GRP	67,329	- %	99.99%
104	L	213	ERIE INS GRP	41,636	- %	100.00%
105	L	612	CITIZENS GRP	41,158	- %	100.00%
106	L	4877	TWA & AMFI CORP GRP	36,602	- %	100.00%
107	L	4011	GENWORTH FIN GRP	32,800	- %	100.00%
108	L	212	ZURICH INS GRP	26,807	- %	100.00%
109	L	56456	UNITED STATES LETTER CARRIERS MUT BE	23,368	- %	100.00%
110	L	535	COLUMBIAN LIFE GRP	21,115	- %	100.00%
111	L	473	AMERICAN FAMILY INS GRP	15,113	- %	100.00%
112	L	67	MICHIGAN FARM BUREAU GRP	13,545	- %	100.00%
113	L	56332	FIRST CATH SLOVAK LADIES ASSN USA	8,748	- %	100.00%
114	L	451	FIDELITY SECURITY GRP	8,014	- %	100.00%
115	L	565	UNUM GRP	6,262	- %	100.00%
116	L	4750	PRIMERICA GRP	6,236	- %	100.00%
117	L	454	SECURITY NATL GRP	5,858	- %	100.00%
118	L	542	INDIANA FARM BUREAU GRP	5,000	- %	100.00%
118	L	4616	EVERENCE GRP	5,000	- %	100.00%
118	L	58068	INDEPENDENT ORDER OF FORESTERS US BR	5,000	- %	100.00%
121	L	513	IOWA FARM BUREAU GRP	3,600	- %	100.00%
122	L	64580	ILLINOIS MUT LIFE INS CO	3,413	- %	100.00%
123	L	153	PEKIN INS GRP	3,338	- %	100.00%
124	L	56480	WSA FRATERNAL LIFE	3,000	- %	100.00%
125	L	71404	CONTINENTAL GEN INS CO	2,700	- %	100.00%
			TOTAL	4,317,047,471	100.00%	100.00%

**Life Insurance Industry
Life/Health and Fraternal Insurers
2022 Market Share Report - Total Premium
Annuity Considerations**

Louisiana

Rank	Business Type	Group/ Company Code	Group/Company Name	Direct Written Premium	Market Share	Cumulative Market Share
1	L	4734	APOLLO GLOBAL MGMT GRP	490,787,694	9.96%	9.96%
2	L	435	MASS MUT LIFE INS GRP	467,343,949	9.48%	19.44%
3	L	20	LINCOLN NATL GRP	372,982,313	7.57%	27.00%
4	L	826	NEW YORK LIFE GRP	347,666,414	7.05%	34.05%
5	L	12	AMERICAN INTL GRP	262,214,119	5.32%	39.37%
6	L	709	PACIFIC LIFE GRP	240,809,203	4.88%	44.26%
7	L	140	NATIONWIDE CORP GRP	177,785,750	3.61%	47.87%
8	L	4965	EQUITABLE HOLDINGS INC GRP	174,106,707	3.53%	51.40%
9	L	4832	VOYA FINANCIAL GRP	172,175,906	3.49%	54.89%
10	L	918	JACKSON NATL GRP	170,600,591	3.46%	58.35%
11	L	761	ALLIANZ INS GRP	161,725,922	3.28%	61.63%
12	L	670	FIDELITY NATL FIN INC GRP	149,989,249	3.04%	64.67%
13	L	3891	GLOBAL ATLANTIC GRP	137,986,930	2.80%	67.47%
14	L	619	ONEAMERICA FIN PARTNERS GRP	126,796,823	2.57%	70.05%
15	L	4855	SUMITOMO LIFE INS GRP	110,875,171	2.25%	72.29%
16	L	431	SAMMONS ENTERPRISES GRP	99,213,241	2.01%	74.31%
17	L	4932	BRIGHTHOUSE HOLDINGS GRP	96,543,266	1.96%	76.27%
18	L	304	PRUDENTIAL OF AMER GRP	95,776,649	1.94%	78.21%
19	L	4890	SBL HOLDINGS GRP	80,334,473	1.63%	79.84%
20	L	4	AMERIPRISE FIN GRP	65,968,852	1.34%	81.18%
21	L	836	WEST SOUTHERN GRP	61,524,313	1.25%	82.42%
22	L	241	METROPOLITAN GRP	60,559,566	1.23%	83.65%
23	L	1216	TIAA FAMILY GRP	60,275,235	1.22%	84.88%
24	L	4794	GROUP 1001 INS HOLDINGS GRP	56,834,178	1.15%	86.03%
25	L	200	UNITED SERV AUTOMOBILE ASSN GRP	53,067,818	1.08%	87.11%
26	L	2658	AMERICAN EQUITY INVESTMENT GRP	41,001,852	0.83%	87.94%
27	L	1348	MEIJI YASUDA LIFE INS GRP	37,850,691	0.77%	88.70%
28	L	332	PRINCIPAL FIN GRP	33,682,068	0.68%	89.39%
29	L	4888	STERLING FINANCIAL INS GRP INC	32,924,975	0.67%	90.06%
30	L	943	AMERITAS MUT HOLDING GRP	30,715,924	0.62%	90.68%
31	L	4925	KUVARE GRP	27,849,449	0.56%	91.24%
32	L	634	NATIONAL LIFE GRP	26,444,610	0.54%	91.78%
33	L	981	FIDELITY INVESTMENT INS & ANN GRP	26,288,449	0.53%	92.31%
34	L	860	NORTHWESTERN MUT GRP	24,579,734	0.50%	92.81%
35	L	5038	MIDWEST HOLDINGS INC GRP	23,385,602	0.47%	93.29%
36	L	4988	BAYVIEW ASSET MANAGEMENT GRP	21,440,606	0.43%	93.72%
37	L	261	MUTUAL OF OMAHA GRP	20,767,636	0.42%	94.14%
38	L	3098	TOKIO MARINE HOLDINGS INC GRP	19,847,630	0.40%	94.55%
39	L	4947	PROSPERITY LIFE INS GRP	19,503,430	0.40%	94.94%
40	L	408	BROOKFIELD ASSET MGMT REINS PARTNERS	18,771,184	0.38%	95.32%
41	L	869	MINNESOTA MUT GRP	17,805,626	0.36%	95.68%
42	L	57320	WOODMEN WORLD LIFE INS SOC	17,516,106	0.36%	96.04%
43	L	60445	SAGICOR LIFE INS CO	16,773,157	0.34%	96.38%
44	L	4824	ADVANTAGE CAPITAL GRP	15,241,535	0.31%	96.69%
45	L	176	STATE FARM GRP	14,430,884	0.29%	96.98%
46	L	62510	EQUITRUST LIFE INS CO	11,367,031	0.23%	97.21%
47	L	300	HORACE MANN GRP	9,953,135	0.20%	97.41%
48	L	458	DAI-ICHI LIFE HOLDINGS INC GRP	9,490,470	0.19%	97.61%
49	L	468	AEGON US HOLDING GRP	9,277,458	0.19%	97.79%
50	L	306	TRUSTAGE GRP	7,020,864	0.14%	97.94%
51	L	68896	SOUTHERN FARM BUREAU LIFE INS CO	6,824,666	0.14%	98.07%
52	L	67423	ASPIDA LIFE INS CO	6,380,156	0.13%	98.20%
53	L	872	BANNER LIFE GRP	6,342,832	0.13%	98.33%
54	L	429	GUARDIAN LIFE GRP	6,332,121	0.13%	98.46%
55	L	56014	THRIVENT FINANCIAL FOR LUTHERANS	5,991,623	0.12%	98.58%
56	L	169	SENTRY INS GRP	5,798,640	0.12%	98.70%
57	L	212	ZURICH INS GRP	5,635,842	0.11%	98.81%
58	L	769	GREAT WEST GRP	5,609,042	0.11%	98.93%
59	L	4736	GGC GRP	4,916,347	0.10%	99.03%
60	L	449	FINANCIAL HOLDINGS GRP	4,619,479	0.09%	99.12%
61	L	4941	NATIONAL WESTERN LIFE GRP	4,272,488	0.09%	99.21%
62	L	3436	LIBERTY LIFE GRP TRUST GRP	3,901,833	0.08%	99.29%
63	L	850	PENN MUT GRP	3,507,785	0.07%	99.36%

Life Insurance Industry
Life/Health and Fraternal Insurers
2022 Market Share Report - Total Premium
Annuity Considerations

Louisiana

Rank	Business Type	Group/ Company Code	Group/Company Name	Direct Written Premium	Market Share	Cumulative Market Share
64	L	84174	ELCO MUT LIFE & ANN	3,345,305	0.07%	99.43%
65	L	801	DIRECTORS INVESTMENT GRP	3,115,457	0.06%	99.49%
66	L	57541	MODERN WOODMEN OF AMER	2,951,593	0.06%	99.55%
67	L	454	SECURITY NATL GRP	2,521,848	0.05%	99.60%
68	L	4926	TALCOTT HOLDINGS GRP	2,203,946	0.04%	99.65%
69	L	5016	AQUARIAN INS HOLDINGS GRP	2,033,494	0.04%	99.69%
70	L	5024	FORTITUDE GRP HOLDINGS LLC GRP	1,919,448	0.04%	99.73%
71	L	56685	GBU FINANCIAL LIFE	1,374,778	0.03%	99.75%
72	L	233	CNO FINANCIAL GRP	1,364,256	0.03%	99.78%
73	L	574	AMERCO CORP GRP	1,336,406	0.03%	99.81%
74	L	1131	GREAT CENTRAL INS GRP	1,222,315	0.02%	99.83%
75	L	1117	MANHATTAN LIFE GRP	773,834	0.02%	99.85%
76	L	83836	SELECTED FUNERAL & LIFE INS CO	727,541	0.01%	99.86%
77	L	58009	POLICE & FIREMENS INS ASSN	601,772	0.01%	99.88%
78	L	67180	OHIO STATE LIFE INS CO	594,150	0.01%	99.89%
79	L	315	INDUSTRIAL ALLIANCE GRP	581,873	0.01%	99.90%
80	L	4996	UPSTREAM HOLDINGS GRP	565,548	0.01%	99.91%
81	L	4903	CALTON HOLDINGS GRP	500,000	0.01%	99.92%
82	L	57347	CATHOLIC LIFE INS	473,938	0.01%	99.93%
83	L	588	KANSAS CITY LIFE INS GRP	463,008	0.01%	99.94%
84	L	8	ALLSTATE INS GRP	402,041	0.01%	99.95%
85	L	4011	GENWORTH FIN GRP	393,095	0.01%	99.96%
86	L	1211	NATIONAL GUARDIAN LIFE INS GRP	326,145	0.01%	99.96%
87	L	5014	EVERLAKE HOLDINGS GRP	281,053	0.01%	99.97%
88	L	123	SHELTER INS GRP	280,111	0.01%	99.97%
89	L	290	GLOBE LIFE INC GRP	276,184	0.01%	99.98%
90	L	704	CONSTELLATION INS HOLDINGS GRP	173,547	- %	99.98%
91	L	344	CHURCH PENSION FUND GRP	117,804	- %	99.99%
92	L	525	PAN AMER LIFE GRP	106,599	- %	99.99%
93	L	58033	KNIGHTS OF COLUMBUS	100,000	- %	99.99%
93	L	69272	IBEXIS LIFE & ANN INS CO	100,000	- %	99.99%
95	L	64505	HOMESTEADERS LIFE CO	87,761	- %	99.99%
96	L	56456	UNITED STATES LETTER CARRIERS MUT BE	53,085	- %	100.00%
97	L	904	JOHN HANCOCK GRP	51,604	- %	100.00%
98	L	451	FIDELITY SECURITY GRP	44,859	- %	100.00%
99	L	60230	FARMERS LIFE INS CO	40,000	- %	100.00%
100	L	28	AMICA MUT GRP	32,100	- %	100.00%
101	L	7	FEDERATED MUT GRP	25,036	- %	100.00%
102	L	64580	ILLINOIS MUT LIFE INS CO	25,000	- %	100.00%
103	L	62928	EMC NATL LIFE CO	16,160	- %	100.00%
104	L	60542	AMERICAN HOME LIFE INS CO	12,000	- %	100.00%
105	L	56413	UNITED TRANSPORTATION UNION INS ASSN	10,666	- %	100.00%
106	L	4750	PRIMERICA GRP	10,147	- %	100.00%
107	L	56030	CATHOLIC FINANCIAL LIFE	10,000	- %	100.00%
108	L	213	ERIE INS GRP	8,374	- %	100.00%
109	L	330	AMERICAN FIDELITY CORP GRP	7,950	- %	100.00%
109	L	367	PHYSICIANS MUT GRP	7,950	- %	100.00%
111	L	4712	GPM LIFE GRP	7,000	- %	100.00%
112	L	707	UNITEDHEALTH GRP	5,816	- %	100.00%
113	L	615	BENEFICIAL LIFE GRP	5,000	- %	100.00%
114	L	57487	CATHOLIC ORDER OF FORESTERS	4,560	- %	100.00%
115	L	587	ATLANTIC AMER GRP	4,140	- %	100.00%
116	L	5026	21ST CENTURY LIFE & HEALTH CO GRP	3,538	- %	100.00%
117	L	535	COLUMBIAN LIFE GRP	3,500	- %	100.00%
118	L	4877	TWA & AMFI CORP GRP	2,930	- %	100.00%
119	L	4213	WILTON RE GRP	2,301	- %	100.00%
120	L	71404	CONTINENTAL GEN INS CO	1,745	- %	100.00%
121	L	65927	LINCOLN HERITAGE LIFE INS CO	1,624	- %	100.00%
122	L	65412	LIFE INS CO OF AL	1,283	- %	100.00%
123	L	82252	TRUSPIRE RETIREMENT INS CO	1,200	- %	100.00%
124	L	572	BCBS OF MI GRP	1,100	- %	100.00%
125	L	4853	AAA LIFE GRP	1,001	- %	100.00%
			TOTAL	4,929,617,552	100.00%	100.00%

**Life Insurance Industry
Life/Health and Fraternal Insurers
2022 Market Share Report - Total Premium
Annuity Considerations**

Maine

Rank	Business Type	Group/ Company Code	Group/Company Name	Direct Written Premium	Market Share	Cumulative Market Share
1	L	20	LINCOLN NATL GRP	142,246,668	8.77%	8.77%
2	L	435	MASS MUT LIFE INS GRP	113,078,078	6.97%	15.74%
3	L	670	FIDELITY NATL FIN INC GRP	112,607,313	6.94%	22.68%
4	L	140	NATIONWIDE CORP GRP	110,939,494	6.84%	29.51%
5	L	826	NEW YORK LIFE GRP	76,457,617	4.71%	34.22%
6	L	4734	APOLLO GLOBAL MGMT GRP	73,557,790	4.53%	38.76%
7	L	918	JACKSON NATL GRP	71,132,775	4.38%	43.14%
8	L	304	PRUDENTIAL OF AMER GRP	62,742,269	3.87%	47.01%
9	L	4965	EQUITABLE HOLDINGS INC GRP	58,552,413	3.61%	50.62%
10	L	1216	TIAA FAMILY GRP	55,964,562	3.45%	54.07%
11	L	57541	MODERN WOODMEN OF AMER	48,062,243	2.96%	57.03%
12	L	12	AMERICAN INTL GRP	47,642,702	2.94%	59.96%
13	L	3891	GLOBAL ATLANTIC GRP	44,078,487	2.72%	62.68%
14	L	761	ALLIANZ INS GRP	43,379,759	2.67%	65.35%
15	L	431	SAMMONS ENTERPRISES GRP	42,752,914	2.63%	67.99%
16	L	4832	VOYA FINANCIAL GRP	42,512,640	2.62%	70.61%
17	L	836	WEST SOUTHERN GRP	39,853,510	2.46%	73.07%
18	L	4932	BRIGHTHOUSE HOLDINGS GRP	37,513,721	2.31%	75.38%
19	L	241	METROPOLITAN GRP	32,476,680	2.00%	77.38%
20	L	4	AMERIPRISE FIN GRP	27,231,284	1.68%	79.06%
21	L	300	HORACE MANN GRP	23,426,077	1.44%	80.50%
22	L	4947	PROSPERITY LIFE INS GRP	22,135,806	1.36%	81.87%
23	L	200	UNITED SERV AUTOMOBILE ASSN GRP	21,638,321	1.33%	83.20%
24	L	709	PACIFIC LIFE GRP	21,561,469	1.33%	84.53%
25	L	261	MUTUAL OF OMAHA GRP	20,443,787	1.26%	85.79%
26	L	233	CNO FINANCIAL GRP	20,067,897	1.24%	87.02%
27	L	4888	STERLING FINANCIAL INS GRP INC	16,968,082	1.05%	88.07%
28	L	3098	TOKIO MARINE HOLDINGS INC GRP	15,235,333	0.94%	89.01%
29	L	4988	BAYVIEW ASSET MANAGEMENT GRP	13,959,450	0.86%	89.87%
30	L	4855	SUMITOMO LIFE INS GRP	13,760,777	0.85%	90.72%
31	L	4794	GROUP 1001 INS HOLDINGS GRP	12,775,939	0.79%	91.50%
32	L	4890	SBL HOLDINGS GRP	12,771,578	0.79%	92.29%
33	L	943	AMERITAS MUT HOLDING GRP	12,096,455	0.75%	93.04%
34	L	2658	AMERICAN EQUITY INVESTMENT GRP	9,883,784	0.61%	93.65%
35	L	619	ONEAMERICA FIN PARTNERS GRP	9,536,154	0.59%	94.23%
36	L	62510	EQUITRUST LIFE INS CO	9,205,262	0.57%	94.80%
37	L	1348	MEIJI YASUDA LIFE INS GRP	9,061,262	0.56%	95.36%
38	L	872	BANNER LIFE GRP	8,592,950	0.53%	95.89%
39	L	458	DAI-ICHI LIFE HOLDINGS INC GRP	7,659,459	0.47%	96.36%
40	L	429	GUARDIAN LIFE GRP	7,551,444	0.47%	96.83%
41	L	408	BROOKFIELD ASSET MGMT REINS PARTNERS	6,649,045	0.41%	97.24%
42	L	306	TRUSTAGE GRP	4,766,114	0.29%	97.53%
43	L	468	AEGON US HOLDING GRP	4,445,030	0.27%	97.80%
44	L	860	NORTHWESTERN MUT GRP	4,303,383	0.27%	98.07%
45	L	869	MINNESOTA MUT GRP	3,753,555	0.23%	98.30%
46	L	449	FINANCIAL HOLDINGS GRP	2,264,691	0.14%	98.44%
47	L	634	NATIONAL LIFE GRP	2,175,072	0.13%	98.57%
48	L	169	SENTRY INS GRP	2,026,272	0.12%	98.70%
49	L	850	PENN MUT GRP	2,010,483	0.12%	98.82%
50	L	69272	IBEXIS LIFE & ANN INS CO	1,862,289	0.11%	98.94%
51	L	56685	GBU FINANCIAL LIFE	1,667,622	0.10%	99.04%
52	L	57657	ROYAL NEIGHBORS OF AMER	1,520,677	0.09%	99.13%
53	L	4926	TALCOTT HOLDINGS GRP	1,458,444	0.09%	99.22%
54	L	4925	KUVARE GRP	1,346,885	0.08%	99.31%
55	L	981	FIDELITY INVESTMENT INS & ANN GRP	1,205,191	0.07%	99.38%
56	L	176	STATE FARM GRP	1,195,311	0.07%	99.46%
57	L	4941	NATIONAL WESTERN LIFE GRP	1,138,863	0.07%	99.53%
58	L	56014	THRIVENT FINANCIAL FOR LUTHERANS	1,088,206	0.07%	99.59%
59	L	769	GREAT WEST GRP	1,063,140	0.07%	99.66%
60	L	1117	MANHATTAN LIFE GRP	827,615	0.05%	99.71%
61	L	5016	AQUARIAN INS HOLDINGS GRP	765,871	0.05%	99.76%
62	L	332	PRINCIPAL FIN GRP	760,915	0.05%	99.80%
63	L	704	CONSTELLATION INS HOLDINGS GRP	601,220	0.04%	99.84%

Life Insurance Industry
Life/Health and Fraternal Insurers
2022 Market Share Report - Total Premium
Annuity Considerations

Maine

Rank	Business Type	Group/ Company Code	Group/Company Name	Direct Written Premium	Market Share	Cumulative Market Share
64	L	4553	SAVINGS BANK LIFE GRP	600,265	0.04%	99.88%
65	L	56030	CATHOLIC FINANCIAL LIFE	367,766	0.02%	99.90%
66	L	5024	FORTITUDE GRP HOLDINGS LLC GRP	296,018	0.02%	99.92%
67	L	290	GLOBE LIFE INC GRP	234,032	0.01%	99.93%
68	L	57487	CATHOLIC ORDER OF FORESTERS	229,441	0.01%	99.95%
69	L	212	ZURICH INS GRP	207,586	0.01%	99.96%
70	L	588	KANSAS CITY LIFE INS GRP	139,428	0.01%	99.97%
71	L	3436	LIBERTY LIFE GRP TRUST GRP	120,347	0.01%	99.98%
72	L	56456	UNITED STATES LETTER CARRIERS MUT BE	80,653	- %	99.98%
73	L	574	AMERCO CORP GRP	69,413	- %	99.98%
74	L	28	AMICA MUT GRP	51,250	- %	99.99%
75	L	58181	SUPREME COUNCIL THE ROYAL ARCANUM	38,600	- %	99.99%
76	L	344	CHURCH PENSION FUND GRP	34,193	- %	99.99%
77	L	315	INDUSTRIAL ALLIANCE GRP	31,820	- %	99.99%
78	L	904	JOHN HANCOCK GRP	31,411	- %	100.00%
79	L	5014	EVERLAKE HOLDINGS GRP	20,620	- %	100.00%
80	L	4011	GENWORTH FIN GRP	15,406	- %	100.00%
81	L	153	PEKIN INS GRP	4,500	- %	100.00%
82	L	213	ERIE INS GRP	3,850	- %	100.00%
83	L	535	COLUMBIAN LIFE GRP	2,711	- %	100.00%
84	L	707	UNITEDHEALTH GRP	1,994	- %	100.00%
85	L	513	IOWA FARM BUREAU GRP	1,475	- %	100.00%
86	L	4750	PRIMERICA GRP	1,430	- %	100.00%
87	L	57320	WOODMEN WORLD LIFE INS SOC	1,200	- %	100.00%
88	L	1211	NATIONAL GUARDIAN LIFE INS GRP	941	- %	100.00%
89	L	4736	GGC GRP	927	- %	100.00%
90	L	565	UNUM GRP	780	- %	100.00%
91	L	57010	WILLIAM PENN ASSN	220	- %	100.00%
92	L	901	CIGNA HLTH GRP	193	- %	100.00%
93	L	5026	21ST CENTURY LIFE & HEALTH CO GRP	151	- %	100.00%
94	L	687	GUARANTEE TRUST GRP	99	- %	100.00%
95	L	4213	WILTON RE GRP	50	- %	100.00%
			TOTAL	1,622,598,869	100.00%	100.00%

**Life Insurance Industry
Life/Health and Fraternal Insurers
2022 Market Share Report - Total Premium
Annuity Considerations**

Maryland

Rank	Business Type	Group/ Company Code	Group/Company Name	Direct Written Premium	Market Share	Cumulative Market Share
1	L	4734	APOLLO GLOBAL MGMT GRP	646,429,750	9.19%	9.19%
2	L	1216	TIAA FAMILY GRP	417,441,201	5.93%	15.12%
3	L	140	NATIONWIDE CORP GRP	390,331,568	5.55%	20.67%
4	L	304	PRUDENTIAL OF AMER GRP	369,185,964	5.25%	25.91%
5	L	20	LINCOLN NATL GRP	360,341,090	5.12%	31.04%
6	L	12	AMERICAN INTL GRP	348,711,863	4.96%	35.99%
7	L	918	JACKSON NATL GRP	338,432,310	4.81%	40.80%
8	L	435	MASS MUT LIFE INS GRP	333,796,927	4.74%	45.55%
9	L	4965	EQUITABLE HOLDINGS INC GRP	321,502,426	4.57%	50.12%
10	L	826	NEW YORK LIFE GRP	306,088,079	4.35%	54.47%
11	L	431	SAMMONS ENTERPRISES GRP	300,317,548	4.27%	58.73%
12	L	4932	BRIGHTHOUSE HOLDINGS GRP	275,746,946	3.92%	62.65%
13	L	4832	VOYA FINANCIAL GRP	252,907,091	3.59%	66.25%
14	L	761	ALLIANZ INS GRP	228,897,976	3.25%	69.50%
15	L	241	METROPOLITAN GRP	190,047,255	2.70%	72.20%
16	L	3891	GLOBAL ATLANTIC GRP	172,665,053	2.45%	74.66%
17	L	836	WEST SOUTHERN GRP	148,786,377	2.11%	76.77%
18	L	670	FIDELITY NATL FIN INC GRP	127,012,267	1.81%	78.58%
19	L	709	PACIFIC LIFE GRP	123,154,443	1.75%	80.33%
20	L	200	UNITED SERV AUTOMOBILE ASSN GRP	95,115,223	1.35%	81.68%
21	L	4	AMERIPRISE FIN GRP	74,765,127	1.06%	82.74%
22	L	4855	SUMITOMO LIFE INS GRP	70,024,506	1.00%	83.74%
23	L	2658	AMERICAN EQUITY INVESTMENT GRP	69,725,237	0.99%	84.73%
24	L	4794	GROUP 1001 INS HOLDINGS GRP	63,272,575	0.90%	85.63%
25	L	4890	SBL HOLDINGS GRP	58,649,257	0.83%	86.46%
26	L	619	ONEAMERICA FIN PARTNERS GRP	57,666,040	0.82%	87.28%
27	L	31	BERKSHIRE HATHAWAY GRP	55,976,380	0.80%	88.07%
28	L	4947	PROSPERITY LIFE INS GRP	53,812,227	0.76%	88.84%
29	L	332	PRINCIPAL FIN GRP	52,134,784	0.74%	89.58%
30	L	62510	EQUITRUST LIFE INS CO	49,838,953	0.71%	90.29%
31	L	261	MUTUAL OF OMAHA GRP	36,494,446	0.52%	90.81%
32	L	634	NATIONAL LIFE GRP	35,148,219	0.50%	91.31%
33	L	4988	BAYVIEW ASSET MANAGEMENT GRP	35,111,081	0.50%	91.81%
34	L	56014	THRIVENT FINANCIAL FOR LUTHERANS	32,982,951	0.47%	92.27%
35	L	233	CNO FINANCIAL GRP	31,708,126	0.45%	92.73%
36	L	306	TRUSTAGE GRP	31,601,623	0.45%	93.17%
37	L	860	NORTHWESTERN MUT GRP	28,689,530	0.41%	93.58%
38	L	4824	ADVANTAGE CAPITAL GRP	28,466,426	0.40%	93.99%
39	L	4925	KUVARE GRP	27,965,641	0.40%	94.38%
40	L	981	FIDELITY INVESTMENT INS & ANN GRP	25,597,447	0.36%	94.75%
41	L	60445	SAGICOR LIFE INS CO	23,475,108	0.33%	95.08%
42	L	1348	MEIJI YASUDA LIFE INS GRP	22,214,943	0.32%	95.40%
43	L	4888	STERLING FINANCIAL INS GRP INC	21,976,641	0.31%	95.71%
44	L	943	AMERITAS MUT HOLDING GRP	21,436,341	0.30%	96.01%
45	L	4736	GGC GRP	21,336,699	0.30%	96.32%
46	L	408	BROOKFIELD ASSET MGMT REINS PARTNERS	21,049,296	0.30%	96.62%
47	L	872	BANNER LIFE GRP	18,154,201	0.26%	96.87%
48	L	468	AEGON US HOLDING GRP	17,834,504	0.25%	97.13%
49	L	3098	TOKIO MARINE HOLDINGS INC GRP	17,134,786	0.24%	97.37%
50	L	429	GUARDIAN LIFE GRP	16,314,913	0.23%	97.60%
51	L	67423	ASPIDA LIFE INS CO	12,753,015	0.18%	97.78%
52	L	869	MINNESOTA MUT GRP	12,484,644	0.18%	97.96%
53	L	458	DAI-ICHI LIFE HOLDINGS INC GRP	11,436,924	0.16%	98.12%
54	L	212	ZURICH INS GRP	9,627,000	0.14%	98.26%
55	L	449	FINANCIAL HOLDINGS GRP	8,951,229	0.13%	98.39%
56	L	801	DIRECTORS INVESTMENT GRP	8,719,248	0.12%	98.51%
57	L	850	PENN MUT GRP	7,650,567	0.11%	98.62%
58	L	3436	LIBERTY LIFE GRP TRUST GRP	7,134,989	0.10%	98.72%
59	L	176	STATE FARM GRP	6,983,678	0.10%	98.82%
60	L	84174	ELCO MUT LIFE & ANN	6,901,518	0.10%	98.92%
61	L	169	SENTRY INS GRP	6,551,688	0.09%	99.01%
62	L	56693	GCU	6,032,144	0.09%	99.10%
63	L	213	ERIE INS GRP	5,835,259	0.08%	99.18%

**Life Insurance Industry
Life/Health and Fraternal Insurers
2022 Market Share Report - Total Premium
Annuity Considerations**

Maryland

Rank	Business Type	Group/ Company Code	Group/Company Name	Direct Written Premium	Market Share	Cumulative Market Share
64	L	4926	TALCOTT HOLDINGS GRP	5,698,307	0.08%	99.26%
65	L	4941	NATIONAL WESTERN LIFE GRP	5,012,569	0.07%	99.33%
66	L	5016	AQUARIAN INS HOLDINGS GRP	4,354,217	0.06%	99.40%
67	L	1117	MANHATTAN LIFE GRP	4,209,869	0.06%	99.46%
68	L	769	GREAT WEST GRP	3,000,865	0.04%	99.50%
69	L	4903	CALTON HOLDINGS GRP	2,962,650	0.04%	99.54%
70	L	5024	FORTITUDE GRP HOLDINGS LLC GRP	2,805,216	0.04%	99.58%
71	L	300	HORACE MANN GRP	2,658,417	0.04%	99.62%
72	L	315	INDUSTRIAL ALLIANCE GRP	2,636,647	0.04%	99.66%
73	L	574	AMERCO CORP GRP	2,607,734	0.04%	99.69%
74	L	69272	IBEXIS LIFE & ANN INS CO	2,462,677	0.04%	99.73%
75	L	4639	RGA INC GRP	2,275,036	0.03%	99.76%
76	L	904	JOHN HANCOCK GRP	2,243,144	0.03%	99.79%
77	L	704	CONSTELLATION INS HOLDINGS GRP	2,137,337	0.03%	99.82%
78	L	4844	LIA HOLDINGS GRP	1,922,081	0.03%	99.85%
79	L	57320	WOODMEN WORLD LIFE INS SOC	1,876,767	0.03%	99.88%
80	L	1211	NATIONAL GUARDIAN LIFE INS GRP	1,035,655	0.01%	99.89%
81	L	61212	BALTIMORE LIFE INS CO	1,004,612	0.01%	99.91%
82	L	56685	GBU FINANCIAL LIFE	932,238	0.01%	99.92%
83	L	57541	MODERN WOODMEN OF AMER	856,427	0.01%	99.93%
84	L	56154	GLEANER LIFE INS SOCIETY	829,430	0.01%	99.94%
85	L	56782	NATIONAL SLOVAK SOCIETY OF THE USA	824,566	0.01%	99.95%
86	L	290	GLOBE LIFE INC GRP	556,413	0.01%	99.96%
87	L	57657	ROYAL NEIGHBORS OF AMER	430,208	0.01%	99.97%
88	L	56340	FIRST CATH SLOVAK UNION OF US & CN	285,438	- %	99.97%
89	L	4011	GENWORTH FIN GRP	175,080	- %	99.97%
90	L	67180	OHIO STATE LIFE INS CO	164,784	- %	99.98%
91	L	64505	HOMESTEADERS LIFE CO	144,596	- %	99.98%
92	L	454	SECURITY NATL GRP	143,191	- %	99.98%
93	L	4877	TWA & AMFI CORP GRP	143,035	- %	99.98%
94	L	56456	UNITED STATES LETTER CARRIERS MUT BE	142,458	- %	99.99%
95	L	4553	SAVINGS BANK LIFE GRP	131,377	- %	99.99%
96	L	5014	EVERLAKE HOLDINGS GRP	126,876	- %	99.99%
97	L	4966	INSURANCE CAPITAL GRP	114,700	- %	99.99%
98	L	57010	WILLIAM PENN ASSN	113,640	- %	99.99%
99	L	244	CINCINNATI FIN GRP	77,750	- %	99.99%
100	L	56758	LOYAL CHRISTIAN BENEFIT ASSN	60,873	- %	99.99%
101	L	344	CHURCH PENSION FUND GRP	58,857	- %	100.00%
102	L	4853	AAA LIFE GRP	50,200	- %	100.00%
103	L	56251	MUTUAL BENEFICIAL ASSN INC	40,000	- %	100.00%
104	L	88668	MUTUAL OF AMER LIFE INS CO	36,639	- %	100.00%
105	L	28	AMICA MUT GRP	33,719	- %	100.00%
106	L	68772	SECURITY MUT LIFE INS CO OF NY	31,075	- %	100.00%
107	L	4616	EVERENCE GRP	23,590	- %	100.00%
108	L	1	CVS GRP	21,509	- %	100.00%
109	L	56332	FIRST CATH SLOVAK LADIES ASSN USA	15,473	- %	100.00%
110	L	588	KANSAS CITY LIFE INS GRP	15,119	- %	100.00%
111	L	4752	GREGG E ZAHN GRP	14,690	- %	100.00%
112	L	535	COLUMBIAN LIFE GRP	12,815	- %	100.00%
113	L	56030	CATHOLIC FINANCIAL LIFE	9,050	- %	100.00%
114	L	4750	PRIMERICA GRP	8,487	- %	100.00%
115	L	57770	CATHOLIC FRATERNAL LIFE	8,250	- %	100.00%
116	L	56138	CSA FRATERNAL LIFE	7,600	- %	100.00%
117	L	57215	UKRAINIAN NATL ASSN INC	7,530	- %	100.00%
118	L	57711	WESTERN CATHOLIC UNION	7,100	- %	100.00%
119	L	513	IOWA FARM BUREAU GRP	7,000	- %	100.00%
120	L	587	ATLANTIC AMER GRP	6,466	- %	100.00%
121	L	615	BENEFICIAL LIFE GRP	6,300	- %	100.00%
122	L	707	UNITEDHEALTH GRP	6,267	- %	100.00%
123	L	687	GUARANTEE TRUST GRP	5,576	- %	100.00%
124	L	56480	WSA FRATERNAL LIFE	5,000	- %	100.00%
125	L	69310	SURETY LIFE INS CO	4,757	- %	100.00%
			TOTAL	7,036,092,482	100.00%	100.00%

**Life Insurance Industry
Life/Health and Fraternal Insurers
2022 Market Share Report - Total Premium
Annuity Considerations**

Massachusetts

Rank	Business Type	Group/ Company Code	Group/Company Name	Direct Written Premium	Market Share	Cumulative Market Share
1	L	918	JACKSON NATL GRP	1,034,880,763	9.42%	9.42%
2	L	435	MASS MUT LIFE INS GRP	942,545,157	8.58%	17.99%
3	L	826	NEW YORK LIFE GRP	786,008,783	7.15%	25.15%
4	L	20	LINCOLN NATL GRP	752,567,218	6.85%	31.99%
5	L	140	NATIONWIDE CORP GRP	641,512,965	5.84%	37.83%
6	L	4734	APOLLO GLOBAL MGMT GRP	593,459,965	5.40%	43.23%
7	L	1216	TIAA FAMILY GRP	587,752,607	5.35%	48.58%
8	L	4965	EQUITABLE HOLDINGS INC GRP	451,366,217	4.11%	52.69%
9	L	4832	VOYA FINANCIAL GRP	451,007,865	4.10%	56.79%
10	L	836	WEST SOUTHERN GRP	386,574,488	3.52%	60.31%
11	L	761	ALLIANZ INS GRP	306,048,715	2.78%	63.09%
12	L	12	AMERICAN INTL GRP	271,917,747	2.47%	65.57%
13	L	200	UNITED SERV AUTOMOBILE ASSN GRP	266,473,587	2.42%	67.99%
14	L	3891	GLOBAL ATLANTIC GRP	254,254,731	2.31%	70.31%
15	L	4932	BRIGHTHOUSE HOLDINGS GRP	229,324,628	2.09%	72.39%
16	L	4890	SBL HOLDINGS GRP	229,189,907	2.09%	74.48%
17	L	304	PRUDENTIAL OF AMER GRP	227,977,663	2.07%	76.55%
18	L	431	SAMMONS ENTERPRISES GRP	212,476,606	1.93%	78.49%
19	L	709	PACIFIC LIFE GRP	202,849,214	1.85%	80.33%
20	L	872	BANNER LIFE GRP	199,453,028	1.81%	82.15%
21	L	670	FIDELITY NATL FIN INC GRP	181,860,255	1.65%	83.80%
22	L	4	AMERIPRISE FIN GRP	166,043,241	1.51%	85.31%
23	L	241	METROPOLITAN GRP	164,900,881	1.50%	86.81%
24	L	4855	SUMITOMO LIFE INS GRP	131,421,397	1.20%	88.01%
25	L	4794	GROUP 1001 INS HOLDINGS GRP	119,927,821	1.09%	89.10%
26	L	3098	TOKIO MARINE HOLDINGS INC GRP	119,422,604	1.09%	90.19%
27	L	981	FIDELITY INVESTMENT INS & ANN GRP	83,495,747	0.76%	90.95%
28	L	2658	AMERICAN EQUITY INVESTMENT GRP	65,570,617	0.60%	91.54%
29	L	4947	PROSPERITY LIFE INS GRP	58,700,751	0.53%	92.08%
30	L	4988	BAYVIEW ASSET MANAGEMENT GRP	57,107,417	0.52%	92.60%
31	L	306	TRUSTAGE GRP	55,184,855	0.50%	93.10%
32	L	860	NORTHWESTERN MUT GRP	54,803,135	0.50%	93.60%
33	L	60445	SAGICOR LIFE INS CO	47,598,291	0.43%	94.03%
34	L	429	GUARDIAN LIFE GRP	47,183,105	0.43%	94.46%
35	L	619	ONEAMERICA FIN PARTNERS GRP	47,124,555	0.43%	94.89%
36	L	869	MINNESOTA MUT GRP	43,119,020	0.39%	95.28%
37	L	261	MUTUAL OF OMAHA GRP	38,900,807	0.35%	95.63%
38	L	4925	KUVARE GRP	33,388,942	0.30%	95.94%
39	L	233	CNO FINANCIAL GRP	33,306,104	0.30%	96.24%
40	L	4888	STERLING FINANCIAL INS GRP INC	31,918,166	0.29%	96.53%
41	L	634	NATIONAL LIFE GRP	31,449,313	0.29%	96.82%
42	L	408	BROOKFIELD ASSET MGMT REINS PARTNERS	30,121,087	0.27%	97.09%
43	L	943	AMERITAS MUT HOLDING GRP	28,645,546	0.26%	97.35%
44	L	1348	MEIJI YASUDA LIFE INS GRP	25,865,662	0.24%	97.59%
45	L	62510	EQUITRUST LIFE INS CO	23,961,452	0.22%	97.81%
46	L	468	AEGON US HOLDING GRP	20,891,656	0.19%	98.00%
47	L	332	PRINCIPAL FIN GRP	19,165,893	0.17%	98.17%
48	L	850	PENN MUT GRP	18,585,666	0.17%	98.34%
49	L	458	DAI-ICHI LIFE HOLDINGS INC GRP	18,261,946	0.17%	98.51%
50	L	67423	ASPIDA LIFE INS CO	18,027,307	0.16%	98.67%
51	L	300	HORACE MANN GRP	17,921,179	0.16%	98.83%
52	L	212	ZURICH INS GRP	16,820,228	0.15%	98.99%
53	L	169	SENTRY INS GRP	14,415,066	0.13%	99.12%
54	L	1117	MANHATTAN LIFE GRP	13,643,183	0.12%	99.24%
55	L	4824	ADVANTAGE CAPITAL GRP	10,142,850	0.09%	99.33%
56	L	574	AMERCO CORP GRP	8,263,014	0.08%	99.41%
57	L	56014	THRIVENT FINANCIAL FOR LUTHERANS	7,019,469	0.06%	99.47%
58	L	449	FINANCIAL HOLDINGS GRP	6,615,458	0.06%	99.53%
59	L	3436	LIBERTY LIFE GRP TRUST GRP	6,324,333	0.06%	99.59%
60	L	4926	TALCOTT HOLDINGS GRP	5,419,723	0.05%	99.64%
61	L	4639	RGA INC GRP	5,004,497	0.05%	99.69%
62	L	67180	OHIO STATE LIFE INS CO	3,679,670	0.03%	99.72%
63	L	5024	FORTITUDE GRP HOLDINGS LLC GRP	3,601,473	0.03%	99.75%

**Life Insurance Industry
Life/Health and Fraternal Insurers
2022 Market Share Report - Total Premium
Annuity Considerations**

Massachusetts

Rank	Business Type	Group/ Company Code	Group/Company Name	Direct Written Premium	Market Share	Cumulative Market Share
64	L	4844	LIA HOLDINGS GRP	3,550,039	0.03%	99.78%
65	L	5016	AQUARIAN INS HOLDINGS GRP	2,936,187	0.03%	99.81%
66	L	57541	MODERN WOODMEN OF AMER	2,928,478	0.03%	99.84%
67	L	4941	NATIONAL WESTERN LIFE GRP	2,640,762	0.02%	99.86%
68	L	535	COLUMBIAN LIFE GRP	1,841,827	0.02%	99.88%
69	L	769	GREAT WEST GRP	1,458,983	0.01%	99.89%
70	L	4553	SAVINGS BANK LIFE GRP	1,401,191	0.01%	99.90%
71	L	904	JOHN HANCOCK GRP	1,378,305	0.01%	99.92%
72	L	56332	FIRST CATH SLOVAK LADIES ASSN USA	1,213,092	0.01%	99.93%
73	L	1211	NATIONAL GUARDIAN LIFE INS GRP	890,418	0.01%	99.94%
74	L	57770	CATHOLIC FRATERNAL LIFE	889,455	0.01%	99.94%
75	L	57487	CATHOLIC ORDER OF FORESTERS	831,838	0.01%	99.95%
76	L	57622	POLISH NATL ALLIANCE US OF NA	669,670	0.01%	99.96%
77	L	28	AMICA MUT GRP	648,785	0.01%	99.96%
78	L	1	CVS GRP	635,593	0.01%	99.97%
79	L	704	CONSTELLATION INS HOLDINGS GRP	426,873	- %	99.97%
80	L	64505	HOMESTEADERS LIFE CO	342,566	- %	99.98%
81	L	315	INDUSTRIAL ALLIANCE GRP	251,808	- %	99.98%
82	L	56820	POLISH FALCONS OF AMER	221,161	- %	99.98%
83	L	56456	UNITED STATES LETTER CARRIERS MUT BE	212,550	- %	99.98%
84	L	69272	IBEXIS LIFE & ANN INS CO	189,186	- %	99.98%
85	L	5014	EVERLAKE HOLDINGS GRP	188,019	- %	99.99%
86	L	4736	GGC GRP	181,457	- %	99.99%
87	L	56685	GBU FINANCIAL LIFE	174,095	- %	99.99%
88	L	57967	LUSO AMER LIFE INS SOCIETY	173,093	- %	99.99%
89	L	57630	POLISH ROMAN CATHOLIC UNION OF AMER	165,422	- %	99.99%
90	L	4011	GENWORTH FIN GRP	158,057	- %	99.99%
91	L	344	CHURCH PENSION FUND GRP	116,945	- %	99.99%
92	L	588	KANSAS CITY LIFE INS GRP	70,299	- %	100.00%
93	L	4213	WILTON RE GRP	70,053	- %	100.00%
94	L	56030	CATHOLIC FINANCIAL LIFE	69,709	- %	100.00%
95	L	57215	UKRAINIAN NATL ASSN INC	65,176	- %	100.00%
96	L	58181	SUPREME COUNCIL THE ROYAL ARCANUM	59,400	- %	100.00%
97	L	176	STATE FARM GRP	57,000	- %	100.00%
98	L	290	GLOBE LIFE INC GRP	43,476	- %	100.00%
99	L	801	DIRECTORS INVESTMENT GRP	22,607	- %	100.00%
100	L	56758	LOYAL CHRISTIAN BENEFIT ASSN	17,158	- %	100.00%
101	L	57010	WILLIAM PENN ASSN	16,122	- %	100.00%
102	L	525	PAN AMER LIFE GRP	9,060	- %	100.00%
103	L	707	UNITEDHEALTH GRP	8,044	- %	100.00%
104	L	513	IOWA FARM BUREAU GRP	7,500	- %	100.00%
105	L	56154	GLEANER LIFE INS SOCIETY	7,450	- %	100.00%
106	L	57320	WOODMEN WORLD LIFE INS SOC	7,300	- %	100.00%
107	L	244	CINCINNATI FIN GRP	7,200	- %	100.00%
108	L	565	UNUM GRP	7,000	- %	100.00%
109	L	56480	WSA FRATERNAL LIFE	5,000	- %	100.00%
110	L	3527	AMERICAN ENTERPRISE MUT GRP	4,163	- %	100.00%
111	L	917	HCSC GRP	4,000	- %	100.00%
112	L	4750	PRIMERICA GRP	3,588	- %	100.00%
113	L	8	ALLSTATE INS GRP	3,500	- %	100.00%
114	L	4712	GPM LIFE GRP	3,400	- %	100.00%
115	L	88668	MUTUAL OF AMER LIFE INS CO	1,776	- %	100.00%
116	L	57290	WORKMENS BENEFIT FUND OF THE USA	1,100	- %	100.00%
117	L	901	CIGNA HLTH GRP	1,061	- %	100.00%
118	L	91	HARTFORD FIRE & CAS GRP	1,031	- %	100.00%
119	L	473	AMERICAN FAMILY INS GRP	1,000	- %	100.00%
120	L	4877	TWA & AMFI CORP GRP	920	- %	100.00%
121	L	58068	INDEPENDENT ORDER OF FORESTERS US BR	600	- %	100.00%
122	L	56170	WOMANS LIFE INS SOCIETY	400	- %	100.00%
123	L	687	GUARANTEE TRUST GRP	353	- %	100.00%
124	L	62928	EMC NATL LIFE CO	348	- %	100.00%
125	L	19	ASSURANT INC GRP	300	- %	100.00%
125	L	454	SECURITY NATL GRP	300	- %	100.00%

Life Insurance Industry
 Life/Health and Fraternal Insurers
 2022 Market Share Report - Total Premium
 Annuity Considerations

Massachusetts

Rank	Business Type	Group/ Company Code	Group/Company Name	Direct Written Premium	Market Share	Cumulative Market Share
			TOTAL	10,989,759,330	100.00%	100.00%

**Life Insurance Industry
Life/Health and Fraternal Insurers
2022 Market Share Report - Total Premium
Annuity Considerations**

Michigan

Rank	Business Type	Group/ Company Code	Group/Company Name	Direct Written Premium	Market Share	Cumulative Market Share
1	L	4734	APOLLO GLOBAL MGMT GRP	1,206,887,185	8.59%	8.59%
2	L	918	JACKSON NATL GRP	801,074,402	5.70%	14.29%
3	L	304	PRUDENTIAL OF AMER GRP	773,499,107	5.50%	19.79%
4	L	435	MASS MUT LIFE INS GRP	764,335,174	5.44%	25.23%
5	L	1216	TIAA FAMILY GRP	758,773,512	5.40%	30.63%
6	L	4965	EQUITABLE HOLDINGS INC GRP	677,216,317	4.82%	35.45%
7	L	140	NATIONWIDE CORP GRP	542,826,334	3.86%	39.31%
8	L	761	ALLIANZ INS GRP	542,239,534	3.86%	43.17%
9	L	12	AMERICAN INTL GRP	483,776,848	3.44%	46.62%
10	L	20	LINCOLN NATL GRP	422,397,195	3.01%	49.62%
11	L	826	NEW YORK LIFE GRP	403,527,125	2.87%	52.49%
12	L	670	FIDELITY NATL FIN INC GRP	395,528,206	2.81%	55.31%
13	L	431	SAMMONS ENTERPRISES GRP	377,705,396	2.69%	58.00%
14	L	3891	GLOBAL ATLANTIC GRP	377,371,752	2.69%	60.68%
15	L	709	PACIFIC LIFE GRP	367,264,167	2.61%	63.29%
16	L	4932	BRIGHTHOUSE HOLDINGS GRP	364,169,051	2.59%	65.89%
17	L	4855	SUMITOMO LIFE INS GRP	267,578,444	1.90%	67.79%
18	L	836	WEST SOUTHERN GRP	245,035,807	1.74%	69.53%
19	L	4832	VOYA FINANCIAL GRP	239,691,811	1.71%	71.24%
20	L	4888	STERLING FINANCIAL INS GRP INC	225,234,938	1.60%	72.84%
21	L	4988	BAYVIEW ASSET MANAGEMENT GRP	214,577,398	1.53%	74.37%
22	L	4890	SBL HOLDINGS GRP	198,697,696	1.41%	75.78%
23	L	4794	GROUP 1001 INS HOLDINGS GRP	194,820,017	1.39%	77.17%
24	L	332	PRINCIPAL FIN GRP	185,259,571	1.32%	78.49%
25	L	4	AMERIPRISE FIN GRP	177,620,853	1.26%	79.75%
26	L	4925	KUVARE GRP	167,197,957	1.19%	80.94%
27	L	241	METROPOLITAN GRP	158,039,241	1.12%	82.07%
28	L	2658	AMERICAN EQUITY INVESTMENT GRP	153,919,611	1.10%	83.16%
29	L	634	NATIONAL LIFE GRP	144,373,073	1.03%	84.19%
30	L	56014	THRIVENT FINANCIAL FOR LUTHERANS	135,982,753	0.97%	85.16%
31	L	200	UNITED SERV AUTOMOBILE ASSN GRP	126,707,314	0.90%	86.06%
32	L	4947	PROSPERITY LIFE INS GRP	108,727,619	0.77%	86.83%
33	L	872	BANNER LIFE GRP	92,497,295	0.66%	87.49%
34	L	5016	AQUARIAN INS HOLDINGS GRP	91,339,086	0.65%	88.14%
35	L	619	ONEAMERICA FIN PARTNERS GRP	89,934,855	0.64%	88.78%
36	L	4736	GGC GRP	85,935,044	0.61%	89.39%
37	L	306	TRUSTAGE GRP	82,961,698	0.59%	89.98%
38	L	233	CNO FINANCIAL GRP	81,346,126	0.58%	90.56%
39	L	1348	MEIJI YASUDA LIFE INS GRP	69,111,094	0.49%	91.05%
40	L	869	MINNESOTA MUT GRP	68,440,062	0.49%	91.54%
41	L	62510	EQUITRUST LIFE INS CO	67,888,247	0.48%	92.02%
42	L	5038	MIDWEST HOLDINGS INC GRP	62,050,454	0.44%	92.47%
43	L	261	MUTUAL OF OMAHA GRP	61,469,086	0.44%	92.90%
44	L	60445	SAGICOR LIFE INS CO	60,816,749	0.43%	93.34%
45	L	458	DAI-ICHI LIFE HOLDINGS INC GRP	60,226,922	0.43%	93.76%
46	L	3098	TOKIO MARINE HOLDINGS INC GRP	57,438,381	0.41%	94.17%
47	L	169	SENTRY INS GRP	54,216,200	0.39%	94.56%
48	L	943	AMERITAS MUT HOLDING GRP	53,918,870	0.38%	94.94%
49	L	860	NORTHWESTERN MUT GRP	53,211,612	0.38%	95.32%
50	L	57541	MODERN WOODMEN OF AMER	48,444,927	0.34%	95.67%
51	L	449	FINANCIAL HOLDINGS GRP	42,161,184	0.30%	95.97%
52	L	56685	GBU FINANCIAL LIFE	40,050,200	0.29%	96.25%
53	L	981	FIDELITY INVESTMENT INS & ANN GRP	39,650,713	0.28%	96.53%
54	L	3436	LIBERTY LIFE GRP TRUST GRP	36,069,104	0.26%	96.79%
55	L	280	AUTO OWNERS GRP	32,949,331	0.23%	97.02%
56	L	468	AEGON US HOLDING GRP	31,965,859	0.23%	97.25%
57	L	408	BROOKFIELD ASSET MGMT REINS PARTNERS	30,057,681	0.21%	97.47%
58	L	67423	ASPIDA LIFE INS CO	28,609,944	0.20%	97.67%
59	L	4844	LIA HOLDINGS GRP	27,727,032	0.20%	97.87%
60	L	67	MICHIGAN FARM BUREAU GRP	26,847,816	0.19%	98.06%
61	L	56154	GLENER LIFE INS SOCIETY	25,854,547	0.18%	98.24%
62	L	56693	GCU	20,695,594	0.15%	98.39%
63	L	4853	AAA LIFE GRP	19,927,838	0.14%	98.53%

**Life Insurance Industry
Life/Health and Fraternal Insurers
2022 Market Share Report - Total Premium
Annuity Considerations**

Michigan

Rank	Business Type	Group/ Company Code	Group/Company Name	Direct Written Premium	Market Share	Cumulative Market Share
64	L	84174	ELCO MUT LIFE & ANN	19,718,513	0.14%	98.67%
65	L	429	GUARDIAN LIFE GRP	17,652,916	0.13%	98.80%
66	L	574	AMERCO CORP GRP	17,549,715	0.12%	98.92%
67	L	212	ZURICH INS GRP	16,149,091	0.11%	99.04%
68	L	56782	NATIONAL SLOVAK SOCIETY OF THE USA	13,574,915	0.10%	99.13%
69	L	4941	NATIONAL WESTERN LIFE GRP	11,984,558	0.09%	99.22%
70	L	4926	TALCOTT HOLDINGS GRP	11,439,396	0.08%	99.30%
71	L	176	STATE FARM GRP	9,358,843	0.07%	99.37%
72	L	1117	MANHATTAN LIFE GRP	9,126,105	0.06%	99.43%
73	L	769	GREAT WEST GRP	7,706,243	0.05%	99.49%
74	L	704	CONSTELLATION INS HOLDINGS GRP	6,316,526	0.04%	99.53%
75	L	56316	CATHOLIC LADIES OF COLUMBIA	6,174,255	0.04%	99.57%
76	L	5024	FORTITUDE GRP HOLDINGS LLC GRP	6,142,013	0.04%	99.62%
77	L	850	PENN MUT GRP	4,525,786	0.03%	99.65%
78	L	300	HORACE MANN GRP	4,459,535	0.03%	99.68%
79	L	56707	ISDA FRATERNAL ASSOC	4,302,933	0.03%	99.71%
80	L	57487	CATHOLIC ORDER OF FORESTERS	3,801,534	0.03%	99.74%
81	L	56170	WOMANS LIFE INS SOCIETY	3,752,920	0.03%	99.77%
82	L	588	KANSAS CITY LIFE INS GRP	3,480,623	0.02%	99.79%
83	L	7	FEDERATED MUT GRP	3,415,163	0.02%	99.82%
84	L	4903	CALTON HOLDINGS GRP	2,955,511	0.02%	99.84%
85	L	904	JOHN HANCOCK GRP	2,477,444	0.02%	99.85%
86	L	67180	OHIO STATE LIFE INS CO	2,237,120	0.02%	99.87%
87	L	1211	NATIONAL GUARDIAN LIFE INS GRP	2,124,481	0.02%	99.89%
88	L	57010	WILLIAM PENN ASSN	1,965,854	0.01%	99.90%
89	L	69272	IBEXIS LIFE & ANN INS CO	1,915,977	0.01%	99.91%
90	L	56340	FIRST CATH SLOVAK UNION OF US & CN	1,712,921	0.01%	99.93%
91	L	57630	POLISH ROMAN CATHOLIC UNION OF AMER	1,244,146	0.01%	99.93%
92	L	244	CINCINNATI FIN GRP	923,591	0.01%	99.94%
93	L	315	INDUSTRIAL ALLIANCE GRP	731,123	0.01%	99.95%
94	L	57568	1891 FINANCIAL LIFE	639,724	- %	99.95%
95	L	56332	FIRST CATH SLOVAK LADIES ASSN USA	636,270	- %	99.95%
96	L	4553	SAVINGS BANK LIFE GRP	593,094	- %	99.96%
97	L	4011	GENWORTH FIN GRP	505,246	- %	99.96%
98	L	57657	ROYAL NEIGHBORS OF AMER	495,764	- %	99.97%
99	L	56030	CATHOLIC FINANCIAL LIFE	366,605	- %	99.97%
100	L	56456	UNITED STATES LETTER CARRIERS MUT BE	348,985	- %	99.97%
101	L	1	CVS GRP	330,312	- %	99.97%
102	L	57622	POLISH NATL ALLIANCE US OF NA	318,222	- %	99.98%
103	L	55	AUTOMOBILE CLUB MI GRP	297,185	- %	99.98%
104	L	5014	EVERLAKE HOLDINGS GRP	241,150	- %	99.98%
105	L	56227	KSKJ LIFE	197,952	- %	99.98%
106	L	58033	KNIGHTS OF COLUMBUS	180,000	- %	99.98%
107	L	57193	SLOVAK CATHOLIC SOKOL	177,098	- %	99.98%
108	L	57320	WOODMEN WORLD LIFE INS SOC	174,066	- %	99.98%
109	L	451	FIDELITY SECURITY GRP	173,575	- %	99.99%
110	L	56197	ALLIANCE OF TRANSYLVANIAN SAXONS	165,935	- %	99.99%
111	L	153	PEKIN INS GRP	165,451	- %	99.99%
112	L	57215	UKRAINIAN NATL ASSN INC	144,000	- %	99.99%
113	L	213	ERIE INS GRP	139,869	- %	99.99%
114	L	58017	BETTERLIFE	135,156	- %	99.99%
115	L	525	PAN AMER LIFE GRP	119,022	- %	99.99%
116	L	367	PHYSICIANS MUT GRP	109,215	- %	99.99%
117	L	330	AMERICAN FIDELITY CORP GRP	78,194	- %	99.99%
118	L	4616	EVERENCE GRP	75,285	- %	99.99%
119	L	56820	POLISH FALCONS OF AMER	70,901	- %	99.99%
120	L	290	GLOBE LIFE INC GRP	68,136	- %	100.00%
121	L	344	CHURCH PENSION FUND GRP	65,224	- %	100.00%
122	L	56138	CSA FRATERNAL LIFE	64,861	- %	100.00%
123	L	56634	CROATIAN FRATERNAL UNION OF AMER	57,000	- %	100.00%
124	L	62928	EMC NATL LIFE CO	56,153	- %	100.00%
125	L	901	CIGNA HLTH GRP	49,297	- %	100.00%
			TOTAL	14,052,403,691	100.00%	100.00%

**Life Insurance Industry
Life/Health and Fraternal Insurers
2022 Market Share Report - Total Premium
Annuity Considerations**

Minnesota

Rank	Business Type	Group/ Company Code	Group/Company Name	Direct Written Premium	Market Share	Cumulative Market Share
1	L	1216	TIAA FAMILY GRP	495,271,260	6.80%	6.80%
2	L	761	ALLIANZ INS GRP	447,419,592	6.14%	12.94%
3	L	56014	THRIVENT FINANCIAL FOR LUTHERANS	432,370,564	5.93%	18.87%
4	L	304	PRUDENTIAL OF AMER GRP	387,408,023	5.32%	24.18%
5	L	435	MASS MUT LIFE INS GRP	346,946,272	4.76%	28.94%
6	L	4734	APOLLO GLOBAL MGMT GRP	335,583,473	4.60%	33.55%
7	L	241	METROPOLITAN GRP	305,660,223	4.19%	37.74%
8	L	20	LINCOLN NATL GRP	273,519,342	3.75%	41.50%
9	L	140	NATIONWIDE CORP GRP	269,915,428	3.70%	45.20%
10	L	4	AMERIPRISE FIN GRP	257,668,780	3.54%	48.74%
11	L	4832	VOYA FINANCIAL GRP	250,809,094	3.44%	52.18%
12	L	918	JACKSON NATL GRP	240,197,809	3.30%	55.47%
13	L	4965	EQUITABLE HOLDINGS INC GRP	226,385,971	3.11%	58.58%
14	L	12	AMERICAN INTL GRP	224,392,287	3.08%	61.66%
15	L	826	NEW YORK LIFE GRP	203,648,059	2.79%	64.45%
16	L	4932	BRIGHTHOUSE HOLDINGS GRP	193,975,981	2.66%	67.11%
17	L	709	PACIFIC LIFE GRP	156,794,043	2.15%	69.27%
18	L	3891	GLOBAL ATLANTIC GRP	156,062,781	2.14%	71.41%
19	L	332	PRINCIPAL FIN GRP	155,369,153	2.13%	73.54%
20	L	619	ONEAMERICA FIN PARTNERS GRP	154,112,154	2.11%	75.65%
21	L	836	WEST SOUTHERN GRP	146,015,328	2.00%	77.66%
22	L	670	FIDELITY NATL FIN INC GRP	119,568,103	1.64%	79.30%
23	L	431	SAMMONS ENTERPRISES GRP	108,253,744	1.49%	80.78%
24	L	200	UNITED SERV AUTOMOBILE ASSN GRP	106,208,418	1.46%	82.24%
25	L	4988	BAYVIEW ASSET MANAGEMENT GRP	79,429,181	1.09%	83.33%
26	L	4925	KUVARE GRP	68,947,713	0.95%	84.28%
27	L	860	NORTHWESTERN MUT GRP	68,827,377	0.94%	85.22%
28	L	4794	GROUP 1001 INS HOLDINGS GRP	66,596,125	0.91%	86.13%
29	L	306	TRUSTAGE GRP	57,640,973	0.79%	86.93%
30	L	4890	SBL HOLDINGS GRP	57,205,560	0.78%	87.71%
31	L	2658	AMERICAN EQUITY INVESTMENT GRP	50,790,389	0.70%	88.41%
32	L	869	MINNESOTA MUT GRP	47,754,689	0.66%	89.06%
33	L	62510	EQUITRUST LIFE INS CO	40,536,386	0.56%	89.62%
34	L	233	CNO FINANCIAL GRP	39,747,091	0.55%	90.16%
35	L	4855	SUMITOMO LIFE INS GRP	38,436,606	0.53%	90.69%
36	L	4824	ADVANTAGE CAPITAL GRP	36,882,014	0.51%	91.20%
37	L	801	DIRECTORS INVESTMENT GRP	31,637,693	0.43%	91.63%
38	L	1348	MEIJI YASUDA LIFE INS GRP	30,711,158	0.42%	92.05%
39	L	261	MUTUAL OF OMAHA GRP	29,990,110	0.41%	92.47%
40	L	4947	PROSPERITY LIFE INS GRP	28,855,600	0.40%	92.86%
41	L	300	HORACE MANN GRP	28,565,866	0.39%	93.25%
42	L	468	AEGON US HOLDING GRP	27,592,709	0.38%	93.63%
43	L	60445	SAGICOR LIFE INS CO	27,418,819	0.38%	94.01%
44	L	3098	TOKIO MARINE HOLDINGS INC GRP	25,573,139	0.35%	94.36%
45	L	458	DAI-ICHI LIFE HOLDINGS INC GRP	23,565,624	0.32%	94.68%
46	L	872	BANNER LIFE GRP	23,515,215	0.32%	95.00%
47	L	57053	CATHOLIC UNITED FINANCIAL	22,401,006	0.31%	95.31%
48	L	7	FEDERATED MUT GRP	21,666,173	0.30%	95.61%
49	L	981	FIDELITY INVESTMENT INS & ANN GRP	19,812,895	0.27%	95.88%
50	L	56685	GBU FINANCIAL LIFE	17,862,999	0.25%	96.13%
51	L	429	GUARDIAN LIFE GRP	17,634,230	0.24%	96.37%
52	L	169	SENTRY INS GRP	16,649,864	0.23%	96.60%
53	L	408	BROOKFIELD ASSET MGMT REINS PARTNERS	15,452,320	0.21%	96.81%
54	L	67423	ASPIDA LIFE INS CO	15,019,933	0.21%	97.02%
55	L	56227	KSKJ LIFE	14,779,112	0.20%	97.22%
56	L	769	GREAT WEST GRP	14,115,592	0.19%	97.41%
57	L	212	ZURICH INS GRP	12,900,852	0.18%	97.59%
58	L	176	STATE FARM GRP	11,826,051	0.16%	97.75%
59	L	513	IOWA FARM BUREAU GRP	11,754,918	0.16%	97.91%
60	L	850	PENN MUT GRP	11,208,918	0.15%	98.07%
61	L	280	AUTO OWNERS GRP	11,008,405	0.15%	98.22%
62	L	57541	MODERN WOODMEN OF AMER	10,604,219	0.15%	98.36%
63	L	56693	GCU	10,513,045	0.14%	98.51%

**Life Insurance Industry
Life/Health and Fraternal Insurers
2022 Market Share Report - Total Premium
Annuity Considerations**

Minnesota

Rank	Business Type	Group/ Company Code	Group/Company Name	Direct Written Premium	Market Share	Cumulative Market Share
64	L	574	AMERCO CORP GRP	10,030,763	0.14%	98.64%
65	L	943	AMERITAS MUT HOLDING GRP	9,667,027	0.13%	98.78%
66	L	4844	LIA HOLDINGS GRP	9,400,471	0.13%	98.91%
67	L	1117	MANHATTAN LIFE GRP	9,397,784	0.13%	99.03%
68	L	2878	UNITED HERITAGE MUT GRP	8,257,240	0.11%	99.15%
69	L	4736	GGC GRP	7,843,868	0.11%	99.26%
70	L	5016	AQUARIAN INS HOLDINGS GRP	5,657,409	0.08%	99.33%
71	L	57487	CATHOLIC ORDER OF FORESTERS	5,061,848	0.07%	99.40%
72	L	1	CVS GRP	4,950,424	0.07%	99.47%
73	L	4926	TALCOTT HOLDINGS GRP	3,611,518	0.05%	99.52%
74	L	50	COUNTRY INS & FIN SERV GRP	3,063,400	0.04%	99.56%
75	L	56332	FIRST CATH SLOVAK LADIES ASSN USA	2,539,763	0.03%	99.60%
76	L	57630	POLISH ROMAN CATHOLIC UNION OF AMER	2,440,086	0.03%	99.63%
77	L	56340	FIRST CATH SLOVAK UNION OF US & CN	2,421,927	0.03%	99.66%
78	L	67180	OHIO STATE LIFE INS CO	2,348,294	0.03%	99.70%
79	L	904	JOHN HANCOCK GRP	2,275,387	0.03%	99.73%
80	L	244	CINCINNATI FIN GRP	2,047,416	0.03%	99.76%
81	L	57142	SONS OF NORWAY	1,769,507	0.02%	99.78%
82	L	3436	LIBERTY LIFE GRP TRUST GRP	1,462,946	0.02%	99.80%
83	L	473	AMERICAN FAMILY INS GRP	1,133,593	0.02%	99.82%
84	L	5024	FORTITUDE GRP HOLDINGS LLC GRP	1,065,366	0.01%	99.83%
85	L	588	KANSAS CITY LIFE INS GRP	1,031,591	0.01%	99.84%
86	L	634	NATIONAL LIFE GRP	984,730	0.01%	99.86%
87	L	449	FINANCIAL HOLDINGS GRP	963,393	0.01%	99.87%
88	L	57568	1891 FINANCIAL LIFE	868,364	0.01%	99.88%
89	L	4903	CALTON HOLDINGS GRP	840,141	0.01%	99.89%
90	L	1211	NATIONAL GUARDIAN LIFE INS GRP	738,395	0.01%	99.90%
91	L	4553	SAVINGS BANK LIFE GRP	706,028	0.01%	99.91%
92	L	57657	ROYAL NEIGHBORS OF AMER	581,793	0.01%	99.92%
93	L	84174	ELCO MUT LIFE & ANN	569,686	0.01%	99.93%
94	L	704	CONSTELLATION INS HOLDINGS GRP	547,630	0.01%	99.94%
95	L	64505	HOMESTEADERS LIFE CO	518,273	0.01%	99.94%
96	L	56030	CATHOLIC FINANCIAL LIFE	474,480	0.01%	99.95%
97	L	58017	BETTERLIFE	409,308	0.01%	99.96%
98	L	60542	AMERICAN HOME LIFE INS CO	313,736	- %	99.96%
99	L	56936	SERB NATL FEDERATION	310,398	- %	99.97%
100	L	315	INDUSTRIAL ALLIANCE GRP	299,107	- %	99.97%
101	L	5014	EVERLAKE HOLDINGS GRP	260,520	- %	99.97%
102	L	4941	NATIONAL WESTERN LIFE GRP	216,407	- %	99.98%
103	L	62928	EMC NATL LIFE CO	204,361	- %	99.98%
104	L	901	CIGNA HLTH GRP	162,862	- %	99.98%
105	L	4639	RGA INC GRP	153,154	- %	99.98%
106	L	58033	KNIGHTS OF COLUMBUS	140,050	- %	99.99%
107	L	69272	IBEXIS LIFE & ANN INS CO	125,971	- %	99.99%
108	L	56782	NATIONAL SLOVAK SOCIETY OF THE USA	122,632	- %	99.99%
109	L	344	CHURCH PENSION FUND GRP	120,632	- %	99.99%
110	L	56456	UNITED STATES LETTER CARRIERS MUT BE	112,845	- %	99.99%
111	L	64580	ILLINOIS MUT LIFE INS CO	106,442	- %	99.99%
112	L	4752	GREGG E ZAHN GRP	87,794	- %	99.99%
113	L	3527	AMERICAN ENTERPRISE MUT GRP	82,959	- %	100.00%
114	L	4853	AAA LIFE GRP	80,828	- %	100.00%
115	L	4862	ASSURITY GRP	29,400	- %	100.00%
116	L	4011	GENWORTH FIN GRP	28,882	- %	100.00%
117	L	56170	WOMANS LIFE INS SOCIETY	24,007	- %	100.00%
118	L	525	PAN AMER LIFE GRP	21,238	- %	100.00%
119	L	4616	EVERENCE GRP	21,000	- %	100.00%
120	L	56154	GLEANER LIFE INS SOCIETY	20,000	- %	100.00%
121	L	451	FIDELITY SECURITY GRP	18,381	- %	100.00%
122	L	57622	POLISH NATL ALLIANCE US OF NA	13,389	- %	100.00%
123	L	11121	UNIFIED LIFE INS CO	10,675	- %	100.00%
124	L	71404	CONTINENTAL GEN INS CO	7,919	- %	100.00%
125	L	153	PEKIN INS GRP	7,316	- %	100.00%
			TOTAL	7,287,815,702	100.00%	100.00%

**Life Insurance Industry
Life/Health and Fraternal Insurers
2022 Market Share Report - Total Premium
Annuity Considerations**

Mississippi

Rank	Business Type	Group/ Company Code	Group/Company Name	Direct Written Premium	Market Share	Cumulative Market Share
1	L	4734	APOLLO GLOBAL MGMT GRP	264,927,030	12.10%	12.10%
2	L	435	MASS MUT LIFE INS GRP	154,267,797	7.04%	19.14%
3	L	20	LINCOLN NATL GRP	129,279,127	5.90%	25.04%
4	L	670	FIDELITY NATL FIN INC GRP	107,825,012	4.92%	29.96%
5	L	12	AMERICAN INTL GRP	105,485,966	4.82%	34.78%
6	L	140	NATIONWIDE CORP GRP	91,002,617	4.15%	38.94%
7	L	304	PRUDENTIAL OF AMER GRP	88,296,096	4.03%	42.97%
8	L	918	JACKSON NATL GRP	87,533,522	4.00%	46.96%
9	L	431	SAMMONS ENTERPRISES GRP	79,874,032	3.65%	50.61%
10	L	826	NEW YORK LIFE GRP	79,785,372	3.64%	54.25%
11	L	761	ALLIANZ INS GRP	79,507,820	3.63%	57.88%
12	L	3891	GLOBAL ATLANTIC GRP	79,095,287	3.61%	61.49%
13	L	332	PRINCIPAL FIN GRP	55,698,005	2.54%	64.04%
14	L	4832	VOYA FINANCIAL GRP	50,843,653	2.32%	66.36%
15	L	57541	MODERN WOODMEN OF AMER	50,197,976	2.29%	68.65%
16	L	4932	BRIGHTHOUSE HOLDINGS GRP	48,307,566	2.21%	70.86%
17	L	709	PACIFIC LIFE GRP	46,906,432	2.14%	73.00%
18	L	4965	EQUITABLE HOLDINGS INC GRP	45,599,643	2.08%	75.08%
19	L	241	METROPOLITAN GRP	37,480,641	1.71%	76.79%
20	L	306	TRUSTAGE GRP	30,050,351	1.37%	78.16%
21	L	261	MUTUAL OF OMAHA GRP	29,619,521	1.35%	79.52%
22	L	4925	KUVARE GRP	27,431,935	1.25%	80.77%
23	L	619	ONEAMERICA FIN PARTNERS GRP	24,956,907	1.14%	81.91%
24	L	836	WEST SOUTHERN GRP	24,892,973	1.14%	83.04%
25	L	2658	AMERICAN EQUITY INVESTMENT GRP	24,682,301	1.13%	84.17%
26	L	1216	TIAA FAMILY GRP	23,249,367	1.06%	85.23%
27	L	4888	STERLING FINANCIAL INS GRP INC	21,768,093	0.99%	86.23%
28	L	4794	GROUP 1001 INS HOLDINGS GRP	20,451,785	0.93%	87.16%
29	L	4988	BAYVIEW ASSET MANAGEMENT GRP	19,173,526	0.88%	88.04%
30	L	943	AMERITAS MUT HOLDING GRP	18,809,291	0.86%	88.89%
31	L	3098	TOKIO MARINE HOLDINGS INC GRP	18,303,511	0.84%	89.73%
32	L	408	BROOKFIELD ASSET MGMT REINS PARTNERS	16,241,854	0.74%	90.47%
33	L	200	UNITED SERV AUTOMOBILE ASSN GRP	14,953,862	0.68%	91.15%
34	L	57320	WOODMEN WORLD LIFE INS SOC	12,950,313	0.59%	91.75%
35	L	4855	SUMITOMO LIFE INS GRP	12,943,715	0.59%	92.34%
36	L	4890	SBL HOLDINGS GRP	11,908,954	0.54%	92.88%
37	L	68896	SOUTHERN FARM BUREAU LIFE INS CO	11,558,796	0.53%	93.41%
38	L	60445	SAGICOR LIFE INS CO	10,883,250	0.50%	93.90%
39	L	1348	MEIJI YASUDA LIFE INS GRP	10,033,347	0.46%	94.36%
40	L	4	AMERIPRISE FIN GRP	10,023,024	0.46%	94.82%
41	L	4736	GGC GRP	9,500,263	0.43%	95.25%
42	L	62510	EQUITRUST LIFE INS CO	9,484,747	0.43%	95.69%
43	L	801	DIRECTORS INVESTMENT GRP	8,859,577	0.40%	96.09%
44	L	860	NORTHWESTERN MUT GRP	6,987,708	0.32%	96.41%
45	L	4947	PROSPERITY LIFE INS GRP	5,698,001	0.26%	96.67%
46	L	4824	ADVANTAGE CAPITAL GRP	5,434,363	0.25%	96.92%
47	L	330	AMERICAN FIDELITY CORP GRP	5,308,331	0.24%	97.16%
48	L	634	NATIONAL LIFE GRP	5,274,641	0.24%	97.40%
49	L	458	DAI-ICHI LIFE HOLDINGS INC GRP	5,185,018	0.24%	97.64%
50	L	176	STATE FARM GRP	5,157,320	0.24%	97.87%
51	L	169	SENTRY INS GRP	4,312,885	0.20%	98.07%
52	L	233	CNO FINANCIAL GRP	4,299,927	0.20%	98.27%
53	L	4941	NATIONAL WESTERN LIFE GRP	4,025,724	0.18%	98.45%
54	L	872	BANNER LIFE GRP	4,021,109	0.18%	98.63%
55	L	869	MINNESOTA MUT GRP	3,268,569	0.15%	98.78%
56	L	429	GUARDIAN LIFE GRP	3,045,244	0.14%	98.92%
57	L	3436	LIBERTY LIFE GRP TRUST GRP	3,030,622	0.14%	99.06%
58	L	5016	AQUARIAN INS HOLDINGS GRP	2,451,979	0.11%	99.17%
59	L	56014	THRIVENT FINANCIAL FOR LUTHERANS	2,255,672	0.10%	99.28%
60	L	67180	OHIO STATE LIFE INS CO	2,075,928	0.09%	99.37%
61	L	981	FIDELITY INVESTMENT INS & ANN GRP	2,053,376	0.09%	99.46%
62	L	468	AEGON US HOLDING GRP	1,817,107	0.08%	99.55%
63	L	454	SECURITY NATL GRP	1,160,170	0.05%	99.60%

**Life Insurance Industry
Life/Health and Fraternal Insurers
2022 Market Share Report - Total Premium
Annuity Considerations**

Mississippi

Rank	Business Type	Group/ Company Code	Group/Company Name	Direct Written Premium	Market Share	Cumulative Market Share
64	L	850	PENN MUT GRP	1,091,115	0.05%	99.65%
65	L	4926	TALCOTT HOLDINGS GRP	864,585	0.04%	99.69%
66	L	5	ALFA INS GRP	767,114	0.04%	99.73%
67	L	57347	CATHOLIC LIFE INS	545,805	0.02%	99.75%
68	L	69272	IBEXIS LIFE & ANN INS CO	516,736	0.02%	99.77%
69	L	5024	FORTITUDE GRP HOLDINGS LLC GRP	464,293	0.02%	99.79%
70	L	1211	NATIONAL GUARDIAN LIFE INS GRP	385,908	0.02%	99.81%
71	L	4903	CALTON HOLDINGS GRP	350,787	0.02%	99.83%
72	L	300	HORACE MANN GRP	325,351	0.01%	99.84%
73	L	451	FIDELITY SECURITY GRP	314,889	0.01%	99.86%
74	L	315	INDUSTRIAL ALLIANCE GRP	311,720	0.01%	99.87%
75	L	56170	WOMANS LIFE INS SOCIETY	306,019	0.01%	99.89%
76	L	212	ZURICH INS GRP	296,556	0.01%	99.90%
77	L	83836	SELECTED FUNERAL & LIFE INS CO	264,616	0.01%	99.91%
78	L	67423	ASPIDA LIFE INS CO	225,257	0.01%	99.92%
79	L	704	CONSTELLATION INS HOLDINGS GRP	211,028	0.01%	99.93%
80	L	449	FINANCIAL HOLDINGS GRP	191,348	0.01%	99.94%
81	L	60230	FARMERS LIFE INS CO	141,411	0.01%	99.95%
82	L	56227	KSKJ LIFE	135,007	0.01%	99.95%
83	L	1117	MANHATTAN LIFE GRP	129,185	0.01%	99.96%
84	L	123	SHELTER INS GRP	113,792	0.01%	99.96%
85	L	588	KANSAS CITY LIFE INS GRP	101,253	- %	99.97%
86	L	64505	HOMESTEADERS LIFE CO	91,081	- %	99.97%
87	L	58033	KNIGHTS OF COLUMBUS	76,000	- %	99.98%
88	L	56685	GBU FINANCIAL LIFE	70,000	- %	99.98%
89	L	344	CHURCH PENSION FUND GRP	69,823	- %	99.98%
90	L	62928	EMC NATL LIFE CO	68,079	- %	99.99%
91	L	904	JOHN HANCOCK GRP	67,975	- %	99.99%
92	L	290	GLOBE LIFE INC GRP	44,055	- %	99.99%
93	L	56693	GCU	37,845	- %	99.99%
94	L	7	FEDERATED MUT GRP	31,672	- %	99.99%
95	L	5014	EVERLAKE HOLDINGS GRP	29,238	- %	100.00%
96	L	367	PHYSICIANS MUT GRP	14,000	- %	100.00%
97	L	707	UNITEDHEALTH GRP	11,907	- %	100.00%
98	L	4011	GENWORTH FIN GRP	11,424	- %	100.00%
99	L	8	ALLSTATE INS GRP	11,220	- %	100.00%
100	L	587	ATLANTIC AMER GRP	10,924	- %	100.00%
101	L	56456	UNITED STATES LETTER CARRIERS MUT BE	9,220	- %	100.00%
102	L	4750	PRIMERICA GRP	6,711	- %	100.00%
103	L	50	COUNTRY INS & FIN SERV GRP	5,400	- %	100.00%
104	L	4712	GPM LIFE GRP	5,090	- %	100.00%
105	L	948	GULF GUARANTY GRP	4,503	- %	100.00%
106	L	57657	ROYAL NEIGHBORS OF AMER	3,940	- %	100.00%
107	L	4616	EVERENCE GRP	3,000	- %	100.00%
108	L	4877	TWA & AMFI CORP GRP	2,880	- %	100.00%
109	L	64580	ILLINOIS MUT LIFE INS CO	2,400	- %	100.00%
110	L	901	CIGNA HLTH GRP	2,261	- %	100.00%
111	L	69132	STATE MUT INS CO	2,200	- %	100.00%
112	L	473	AMERICAN FAMILY INS GRP	1,501	- %	100.00%
113	L	4752	GREGG E ZAHN GRP	1,350	- %	100.00%
114	L	526	MAXIMUM CORP GRP	1,338	- %	100.00%
115	L	612	CITIZENS GRP	858	- %	100.00%
116	L	28	AMICA MUT GRP	720	- %	100.00%
117	L	71404	CONTINENTAL GEN INS CO	700	- %	100.00%
118	L	525	PAN AMER LIFE GRP	650	- %	100.00%
119	L	615	BENEFICIAL LIFE GRP	600	- %	100.00%
119	L	57487	CATHOLIC ORDER OF FORESTERS	600	- %	100.00%
119	L	60542	AMERICAN HOME LIFE INS CO	600	- %	100.00%
122	L	70130	UNIVERSAL GUAR LIFE INS CO	481	- %	100.00%
123	L	5026	21ST CENTURY LIFE & HEALTH CO GRP	384	- %	100.00%
124	L	244	CINCINNATI FIN GRP	300	- %	100.00%
125	L	276	TRUSTMARK MUT HOLDING CO GRP	285	- %	100.00%
			TOTAL	2,190,252,023	100.00%	100.00%

**Life Insurance Industry
Life/Health and Fraternal Insurers
2022 Market Share Report - Total Premium
Annuity Considerations**

Missouri

Rank	Business Type	Group/ Company Code	Group/Company Name	Direct Written Premium	Market Share	Cumulative Market Share
1	L	709	PACIFIC LIFE GRP	801,636,607	9.58%	9.58%
2	L	12	AMERICAN INTL GRP	773,699,496	9.24%	18.82%
3	L	435	MASS MUT LIFE INS GRP	491,688,849	5.87%	24.69%
4	L	31	BERKSHIRE HATHAWAY GRP	488,105,738	5.83%	30.52%
5	L	826	NEW YORK LIFE GRP	486,180,872	5.81%	36.33%
6	L	4734	APOLLO GLOBAL MGMT GRP	480,681,247	5.74%	42.07%
7	L	20	LINCOLN NATL GRP	333,198,776	3.98%	46.05%
8	L	619	ONEAMERICA FIN PARTNERS GRP	323,829,890	3.87%	49.92%
9	L	3891	GLOBAL ATLANTIC GRP	320,374,741	3.83%	53.74%
10	L	140	NATIONWIDE CORP GRP	263,512,662	3.15%	56.89%
11	L	458	DAI-ICHI LIFE HOLDINGS INC GRP	256,410,770	3.06%	59.95%
12	L	304	PRUDENTIAL OF AMER GRP	237,047,104	2.83%	62.78%
13	L	918	JACKSON NATL GRP	236,241,177	2.82%	65.61%
14	L	761	ALLIANZ INS GRP	228,888,749	2.73%	68.34%
15	L	1216	TIAA FAMILY GRP	181,004,038	2.16%	70.50%
16	L	4855	SUMITOMO LIFE INS GRP	171,418,043	2.05%	72.55%
17	L	4832	VOYA FINANCIAL GRP	162,755,267	1.94%	74.49%
18	L	4965	EQUITABLE HOLDINGS INC GRP	147,239,208	1.76%	76.25%
19	L	670	FIDELITY NATL FIN INC GRP	126,429,752	1.51%	77.76%
20	L	2658	AMERICAN EQUITY INVESTMENT GRP	114,008,045	1.36%	79.12%
21	L	4932	BRIGHTHOUSE HOLDINGS GRP	113,226,499	1.35%	80.48%
22	L	4925	KUVARE GRP	108,147,364	1.29%	81.77%
23	L	431	SAMMONS ENTERPRISES GRP	101,824,242	1.22%	82.98%
24	L	241	METROPOLITAN GRP	99,189,668	1.18%	84.17%
25	L	56014	THRIVENT FINANCIAL FOR LUTHERANS	96,042,086	1.15%	85.32%
26	L	836	WEST SOUTHERN GRP	93,789,151	1.12%	86.44%
27	L	4794	GROUP 1001 INS HOLDINGS GRP	91,602,959	1.09%	87.53%
28	L	4890	SBL HOLDINGS GRP	75,526,064	0.90%	88.43%
29	L	4	AMERIPRISE FIN GRP	62,693,861	0.75%	89.18%
30	L	332	PRINCIPAL FIN GRP	57,075,610	0.68%	89.86%
31	L	200	UNITED SERV AUTOMOBILE ASSN GRP	54,514,952	0.65%	90.51%
32	L	4988	BAYVIEW ASSET MANAGEMENT GRP	50,064,761	0.60%	91.11%
33	L	233	CNO FINANCIAL GRP	45,104,209	0.54%	91.65%
34	L	860	NORTHWESTERN MUT GRP	43,664,030	0.52%	92.17%
35	L	169	SENTRY INS GRP	38,064,515	0.45%	92.63%
36	L	261	MUTUAL OF OMAHA GRP	36,745,266	0.44%	93.07%
37	L	5038	MIDWEST HOLDINGS INC GRP	36,321,668	0.43%	93.50%
38	L	468	AEGON US HOLDING GRP	34,854,557	0.42%	93.92%
39	L	4888	STERLING FINANCIAL INS GRP INC	34,651,312	0.41%	94.33%
40	L	62510	EQUITRUST LIFE INS CO	32,481,067	0.39%	94.72%
41	L	769	GREAT WEST GRP	32,123,653	0.38%	95.10%
42	L	3098	TOKIO MARINE HOLDINGS INC GRP	31,674,052	0.38%	95.48%
43	L	943	AMERITAS MUT HOLDING GRP	27,401,361	0.33%	95.81%
44	L	57541	MODERN WOODMEN OF AMER	26,739,963	0.32%	96.13%
45	L	60445	SAGICOR LIFE INS CO	26,145,664	0.31%	96.44%
46	L	408	BROOKFIELD ASSET MGMT REINS PARTNERS	21,566,811	0.26%	96.70%
47	L	588	KANSAS CITY LIFE INS GRP	20,394,663	0.24%	96.94%
48	L	872	BANNER LIFE GRP	19,059,263	0.23%	97.17%
49	L	4736	GGC GRP	18,132,158	0.22%	97.39%
50	L	869	MINNESOTA MUT GRP	17,576,161	0.21%	97.60%
51	L	176	STATE FARM GRP	16,096,192	0.19%	97.79%
52	L	4824	ADVANTAGE CAPITAL GRP	15,550,962	0.19%	97.97%
53	L	306	TRUSTAGE GRP	14,667,894	0.18%	98.15%
54	L	1348	MEIJI YASUDA LIFE INS GRP	13,169,787	0.16%	98.31%
55	L	981	FIDELITY INVESTMENT INS & ANN GRP	12,844,845	0.15%	98.46%
56	L	67423	ASPIDA LIFE INS CO	12,788,333	0.15%	98.61%
57	L	4947	PROSPERITY LIFE INS GRP	12,173,623	0.15%	98.76%
58	L	429	GUARDIAN LIFE GRP	9,891,470	0.12%	98.88%
59	L	5016	AQUARIAN INS HOLDINGS GRP	8,143,560	0.10%	98.97%
60	L	4941	NATIONAL WESTERN LIFE GRP	6,464,157	0.08%	99.05%
61	L	4926	TALCOTT HOLDINGS GRP	5,539,894	0.07%	99.12%
62	L	449	FINANCIAL HOLDINGS GRP	5,002,529	0.06%	99.18%
63	L	514	MISSOURI FARM BUREAU GRP	4,988,828	0.06%	99.24%

**Life Insurance Industry
Life/Health and Fraternal Insurers
2022 Market Share Report - Total Premium
Annuity Considerations**

Missouri

Rank	Business Type	Group/ Company Code	Group/Company Name	Direct Written Premium	Market Share	Cumulative Market Share
64	L	84174	ELCO MUT LIFE & ANN	4,720,315	0.06%	99.29%
65	L	57711	WESTERN CATHOLIC UNION	4,472,427	0.05%	99.35%
66	L	451	FIDELITY SECURITY GRP	4,395,574	0.05%	99.40%
67	L	634	NATIONAL LIFE GRP	4,364,462	0.05%	99.45%
68	L	801	DIRECTORS INVESTMENT GRP	3,898,694	0.05%	99.50%
69	L	574	AMERCO CORP GRP	2,827,395	0.03%	99.53%
70	L	300	HORACE MANN GRP	2,614,741	0.03%	99.56%
71	L	2878	UNITED HERITAGE MUT GRP	2,561,008	0.03%	99.59%
72	L	57770	CATHOLIC FRATERNAL LIFE	2,231,403	0.03%	99.62%
73	L	67180	OHIO STATE LIFE INS CO	2,099,162	0.03%	99.64%
74	L	850	PENN MUT GRP	1,965,097	0.02%	99.67%
75	L	56693	GCU	1,811,845	0.02%	99.69%
76	L	56685	GBU FINANCIAL LIFE	1,773,315	0.02%	99.71%
77	L	4011	GENWORTH FIN GRP	1,630,425	0.02%	99.73%
78	L	473	AMERICAN FAMILY INS GRP	1,606,686	0.02%	99.75%
79	L	5024	FORTITUDE GRP HOLDINGS LLC GRP	1,558,016	0.02%	99.77%
80	L	212	ZURICH INS GRP	1,491,567	0.02%	99.78%
81	L	4903	CALTON HOLDINGS GRP	1,392,093	0.02%	99.80%
82	L	3436	LIBERTY LIFE GRP TRUST GRP	1,360,794	0.02%	99.82%
83	L	50	COUNTRY INS & FIN SERV GRP	1,331,268	0.02%	99.83%
84	L	290	GLOBE LIFE INC GRP	1,266,381	0.02%	99.85%
85	L	280	AUTO OWNERS GRP	1,126,315	0.01%	99.86%
86	L	123	SHELTER INS GRP	969,027	0.01%	99.87%
87	L	7	FEDERATED MUT GRP	916,774	0.01%	99.88%
88	L	57010	WILLIAM PENN ASSN	900,485	0.01%	99.90%
89	L	57320	WOODMEN WORLD LIFE INS SOC	807,839	0.01%	99.91%
90	L	704	CONSTELLATION INS HOLDINGS GRP	769,599	0.01%	99.91%
91	L	330	AMERICAN FIDELITY CORP GRP	672,762	0.01%	99.92%
92	L	1211	NATIONAL GUARDIAN LIFE INS GRP	657,888	0.01%	99.93%
93	L	57630	POLISH ROMAN CATHOLIC UNION OF AMER	652,617	0.01%	99.94%
94	L	904	JOHN HANCOCK GRP	523,317	0.01%	99.94%
95	L	315	INDUSTRIAL ALLIANCE GRP	471,747	0.01%	99.95%
96	L	69272	IBEXIS LIFE & ANN INS CO	455,280	0.01%	99.96%
97	L	4853	AAA LIFE GRP	395,884	- %	99.96%
98	L	62928	EMC NATL LIFE CO	348,044	- %	99.96%
99	L	612	CITIZENS GRP	301,995	- %	99.97%
100	L	88668	MUTUAL OF AMER LIFE INS CO	286,771	- %	99.97%
101	L	58033	KNIGHTS OF COLUMBUS	240,993	- %	99.97%
102	L	4752	GREGG E ZAHN GRP	179,761	- %	99.98%
103	L	4877	TWA & AMFI CORP GRP	177,606	- %	99.98%
104	L	56030	CATHOLIC FINANCIAL LIFE	171,784	- %	99.98%
105	L	58009	POLICE & FIREMENS INS ASSN	161,648	- %	99.98%
106	L	244	CINCINNATI FIN GRP	136,481	- %	99.98%
107	L	57657	ROYAL NEIGHBORS OF AMER	121,488	- %	99.99%
108	L	454	SECURITY NATL GRP	119,298	- %	99.99%
109	L	56456	UNITED STATES LETTER CARRIERS MUT BE	116,277	- %	99.99%
110	L	513	IOWA FARM BUREAU GRP	111,862	- %	99.99%
111	L	5014	EVERLAKE HOLDINGS GRP	102,778	- %	99.99%
112	L	56340	FIRST CATH SLOVAK UNION OF US & CN	90,904	- %	99.99%
113	L	56782	NATIONAL SLOVAK SOCIETY OF THE USA	75,420	- %	99.99%
114	L	344	CHURCH PENSION FUND GRP	71,322	- %	99.99%
115	L	4553	SAVINGS BANK LIFE GRP	53,515	- %	99.99%
116	L	69132	STATE MUT INS CO	50,000	- %	100.00%
117	L	64505	HOMESTEADERS LIFE CO	45,181	- %	100.00%
118	L	57622	POLISH NATL ALLIANCE US OF NA	40,000	- %	100.00%
119	L	56154	GLENER LIFE INS SOCIETY	37,461	- %	100.00%
120	L	65927	LINCOLN HERITAGE LIFE INS CO	35,899	- %	100.00%
121	L	56413	UNITED TRANSPORTATION UNION INS ASSN	35,587	- %	100.00%
122	L	57568	1891 FINANCIAL LIFE	35,131	- %	100.00%
123	L	276	TRUSTMARK MUT HOLDING CO GRP	31,430	- %	100.00%
124	L	572	BCBS OF MI GRP	31,097	- %	100.00%
125	L	3527	AMERICAN ENTERPRISE MUT GRP	29,149	- %	100.00%
			TOTAL	8,372,094,072	100.00%	100.00%

**Life Insurance Industry
Life/Health and Fraternal Insurers
2022 Market Share Report - Total Premium
Annuity Considerations**

Montana

Rank	Business Type	Group/ Company Code	Group/Company Name	Direct Written Premium	Market Share	Cumulative Market Share
1	L	826	NEW YORK LIFE GRP	58,153,510	9.15%	9.15%
2	L	435	MASS MUT LIFE INS GRP	41,167,289	6.48%	15.63%
3	L	140	NATIONWIDE CORP GRP	38,097,705	5.99%	21.62%
4	L	4734	APOLLO GLOBAL MGMT GRP	37,117,026	5.84%	27.46%
5	L	12	AMERICAN INTL GRP	33,950,520	5.34%	32.80%
6	L	20	LINCOLN NATL GRP	31,125,321	4.90%	37.70%
7	L	918	JACKSON NATL GRP	29,717,445	4.68%	42.37%
8	L	304	PRUDENTIAL OF AMER GRP	28,362,739	4.46%	46.84%
9	L	431	SAMMONS ENTERPRISES GRP	26,096,895	4.11%	50.94%
10	L	56014	THRIVENT FINANCIAL FOR LUTHERANS	25,095,486	3.95%	54.89%
11	L	761	ALLIANZ INS GRP	21,472,807	3.38%	58.27%
12	L	670	FIDELITY NATL FIN INC GRP	17,960,838	2.83%	61.10%
13	L	836	WEST SOUTHERN GRP	17,770,550	2.80%	63.89%
14	L	4932	BRIGHTHOUSE HOLDINGS GRP	15,691,859	2.47%	66.36%
15	L	513	IOWA FARM BUREAU GRP	14,728,040	2.32%	68.68%
16	L	4832	VOYA FINANCIAL GRP	13,115,335	2.06%	70.74%
17	L	241	METROPOLITAN GRP	13,093,724	2.06%	72.80%
18	L	709	PACIFIC LIFE GRP	12,216,359	1.92%	74.72%
19	L	1216	TIAA FAMILY GRP	11,958,534	1.88%	76.60%
20	L	200	UNITED SERV AUTOMOBILE ASSN GRP	11,062,334	1.74%	78.35%
21	L	860	NORTHWESTERN MUT GRP	9,921,419	1.56%	79.91%
22	L	2658	AMERICAN EQUITY INVESTMENT GRP	8,773,206	1.38%	81.29%
23	L	4794	GROUP 1001 INS HOLDINGS GRP	8,742,956	1.38%	82.66%
24	L	3891	GLOBAL ATLANTIC GRP	8,495,273	1.34%	84.00%
25	L	4965	EQUITABLE HOLDINGS INC GRP	7,625,584	1.20%	85.20%
26	L	4736	GGC GRP	6,651,125	1.05%	86.24%
27	L	4988	BAYVIEW ASSET MANAGEMENT GRP	6,416,838	1.01%	87.25%
28	L	1117	MANHATTAN LIFE GRP	6,389,663	1.01%	88.26%
29	L	4	AMERIPRISE FIN GRP	6,108,017	0.96%	89.22%
30	L	169	SENTRY INS GRP	5,532,465	0.87%	90.09%
31	L	4855	SUMITOMO LIFE INS GRP	5,524,414	0.87%	90.96%
32	L	62510	EQUITRUST LIFE INS CO	4,342,475	0.68%	91.64%
33	L	4824	ADVANTAGE CAPITAL GRP	3,913,257	0.62%	92.26%
34	L	408	BROOKFIELD ASSET MGMT REINS PARTNERS	3,838,670	0.60%	92.86%
35	L	943	AMERITAS MUT HOLDING GRP	2,829,177	0.45%	93.31%
36	L	981	FIDELITY INVESTMENT INS & ANN GRP	2,616,441	0.41%	93.72%
37	L	261	MUTUAL OF OMAHA GRP	2,518,349	0.40%	94.12%
38	L	619	ONEAMERICA FIN PARTNERS GRP	2,442,887	0.38%	94.50%
39	L	4890	SBL HOLDINGS GRP	2,438,751	0.38%	94.88%
40	L	458	DAI-ICHI LIFE HOLDINGS INC GRP	2,338,188	0.37%	95.25%
41	L	5038	MIDWEST HOLDINGS INC GRP	2,137,292	0.34%	95.59%
42	L	233	CNO FINANCIAL GRP	2,120,094	0.33%	95.92%
43	L	176	STATE FARM GRP	1,973,154	0.31%	96.23%
44	L	1348	MEIJI YASUDA LIFE INS GRP	1,924,202	0.30%	96.54%
45	L	3098	TOKIO MARINE HOLDINGS INC GRP	1,856,678	0.29%	96.83%
46	L	306	TRUSTAGE GRP	1,706,877	0.27%	97.10%
47	L	801	DIRECTORS INVESTMENT GRP	1,520,460	0.24%	97.34%
48	L	468	AEGON US HOLDING GRP	1,460,223	0.23%	97.56%
49	L	872	BANNER LIFE GRP	1,457,458	0.23%	97.79%
50	L	429	GUARDIAN LIFE GRP	1,277,165	0.20%	98.00%
51	L	4925	KUVARE GRP	1,176,905	0.19%	98.18%
52	L	4844	LIA HOLDINGS GRP	1,121,826	0.18%	98.36%
53	L	300	HORACE MANN GRP	1,070,065	0.17%	98.53%
54	L	332	PRINCIPAL FIN GRP	997,327	0.16%	98.68%
55	L	67423	ASPIDA LIFE INS CO	861,000	0.14%	98.82%
56	L	69272	IBEXIS LIFE & ANN INS CO	773,970	0.12%	98.94%
57	L	449	FINANCIAL HOLDINGS GRP	569,874	0.09%	99.03%
58	L	330	AMERICAN FIDELITY CORP GRP	551,625	0.09%	99.12%
59	L	574	AMERCO CORP GRP	495,012	0.08%	99.19%
60	L	850	PENN MUT GRP	477,156	0.08%	99.27%
61	L	4926	TALCOTT HOLDINGS GRP	455,881	0.07%	99.34%
62	L	869	MINNESOTA MUT GRP	404,642	0.06%	99.40%
63	L	769	GREAT WEST GRP	368,178	0.06%	99.46%

**Life Insurance Industry
Life/Health and Fraternal Insurers
2022 Market Share Report - Total Premium
Annuity Considerations**

Montana

Rank	Business Type	Group/ Company Code	Group/Company Name	Direct Written Premium	Market Share	Cumulative Market Share
64	L	904	JOHN HANCOCK GRP	314,938	0.05%	99.51%
65	L	56634	CROATIAN FRATERNAL UNION OF AMER	302,272	0.05%	99.56%
66	L	60445	SAGICOR LIFE INS CO	300,000	0.05%	99.61%
66	L	84174	ELCO MUT LIFE & ANN	300,000	0.05%	99.65%
68	L	4941	NATIONAL WESTERN LIFE GRP	254,148	0.04%	99.69%
69	L	634	NATIONAL LIFE GRP	219,114	0.03%	99.73%
70	L	212	ZURICH INS GRP	202,868	0.03%	99.76%
71	L	290	GLOBE LIFE INC GRP	202,669	0.03%	99.79%
72	L	2878	UNITED HERITAGE MUT GRP	160,500	0.03%	99.82%
73	L	58017	BETTERLIFE	150,622	0.02%	99.84%
74	L	4752	GREGG E ZAHN GRP	144,227	0.02%	99.86%
75	L	3436	LIBERTY LIFE GRP TRUST GRP	142,101	0.02%	99.89%
76	L	57142	SONS OF NORWAY	118,387	0.02%	99.90%
77	L	5016	AQUARIAN INS HOLDINGS GRP	100,000	0.02%	99.92%
78	L	588	KANSAS CITY LIFE INS GRP	87,378	0.01%	99.93%
79	L	57541	MODERN WOODMEN OF AMER	71,683	0.01%	99.95%
80	L	4877	TWA & AMFI CORP GRP	66,288	0.01%	99.96%
81	L	62928	EMC NATL LIFE CO	60,056	0.01%	99.96%
82	L	57657	ROYAL NEIGHBORS OF AMER	53,905	0.01%	99.97%
83	L	5024	FORTITUDE GRP HOLDINGS LLC GRP	27,775	- %	99.98%
84	L	315	INDUSTRIAL ALLIANCE GRP	21,526	- %	99.98%
85	L	11121	UNIFIED LIFE INS CO	16,552	- %	99.98%
86	L	612	CITIZENS GRP	15,119	- %	99.99%
87	L	7	FEDERATED MUT GRP	14,000	- %	99.99%
88	L	4712	GPM LIFE GRP	11,084	- %	99.99%
89	L	704	CONSTELLATION INS HOLDINGS GRP	11,051	- %	99.99%
90	L	3527	AMERICAN ENTERPRISE MUT GRP	10,530	- %	99.99%
91	L	244	CINCINNATI FIN GRP	7,635	- %	99.99%
92	L	57320	WOODMEN WORLD LIFE INS SOC	7,120	- %	100.00%
93	L	50	COUNTRY INS & FIN SERV GRP	5,500	- %	100.00%
94	L	615	BENEFICIAL LIFE GRP	5,000	- %	100.00%
95	L	1211	NATIONAL GUARDIAN LIFE INS GRP	3,975	- %	100.00%
96	L	572	BCBS OF MI GRP	2,701	- %	100.00%
97	L	4011	GENWORTH FIN GRP	2,181	- %	100.00%
98	L	56456	UNITED STATES LETTER CARRIERS MUT BE	1,490	- %	100.00%
99	L	542	INDIANA FARM BUREAU GRP	1,000	- %	100.00%
100	L	213	ERIE INS GRP	920	- %	100.00%
101	L	4750	PRIMERICA GRP	605	- %	100.00%
102	L	58068	INDEPENDENT ORDER OF FORESTERS US BR	600	- %	100.00%
103	L	4862	ASSURITY GRP	585	- %	100.00%
104	L	69132	STATE MUT INS CO	533	- %	100.00%
105	L	65927	LINCOLN HERITAGE LIFE INS CO	471	- %	100.00%
106	L	57010	WILLIAM PENN ASSN	292	- %	100.00%
107	L	56499	ASSURED LIFE ASSN	264	- %	100.00%
108	L	70130	UNIVERSAL GUAR LIFE INS CO	160	- %	100.00%
109	L	730	MEDICAL MUT OF OH GRP	101	- %	100.00%
110	L	19	ASSURANT INC GRP	75	- %	100.00%
111	L	56936	SERB NATL FEDERATION	15	- %	100.00%
112	L	901	CIGNA HLTH GRP	8	- %	100.00%
			TOTAL	635,590,559	100.00%	100.00%

**Life Insurance Industry
Life/Health and Fraternal Insurers
2022 Market Share Report - Total Premium
Annuity Considerations**

Nebraska

Rank	Business Type	Group/ Company Code	Group/Company Name	Direct Written Premium	Market Share	Cumulative Market Share
1	L	261	MUTUAL OF OMAHA GRP	210,676,604	8.73%	8.73%
2	L	943	AMERITAS MUT HOLDING GRP	184,521,818	7.64%	16.37%
3	L	20	LINCOLN NATL GRP	123,974,456	5.13%	21.50%
4	L	140	NATIONWIDE CORP GRP	112,937,521	4.68%	26.18%
5	L	435	MASS MUT LIFE INS GRP	112,529,635	4.66%	30.84%
6	L	761	ALLIANZ INS GRP	100,290,617	4.15%	35.00%
7	L	4965	EQUITABLE HOLDINGS INC GRP	98,805,030	4.09%	39.09%
8	L	918	JACKSON NATL GRP	92,353,606	3.83%	42.91%
9	L	4832	VOYA FINANCIAL GRP	91,332,027	3.78%	46.70%
10	L	4734	APOLLO GLOBAL MGMT GRP	89,440,011	3.70%	50.40%
11	L	1216	TIAA FAMILY GRP	74,703,964	3.09%	53.50%
12	L	56014	THRIVENT FINANCIAL FOR LUTHERANS	71,206,391	2.95%	56.44%
13	L	826	NEW YORK LIFE GRP	68,235,686	2.83%	59.27%
14	L	619	ONEAMERICA FIN PARTNERS GRP	62,458,531	2.59%	61.86%
15	L	304	PRUDENTIAL OF AMER GRP	60,517,537	2.51%	64.36%
16	L	709	PACIFIC LIFE GRP	59,792,946	2.48%	66.84%
17	L	3891	GLOBAL ATLANTIC GRP	59,433,297	2.46%	69.30%
18	L	431	SAMMONS ENTERPRISES GRP	54,483,672	2.26%	71.56%
19	L	4888	STERLING FINANCIAL INS GRP INC	48,349,237	2.00%	73.56%
20	L	670	FIDELITY NATL FIN INC GRP	41,146,726	1.70%	75.27%
21	L	12	AMERICAN INTL GRP	37,714,517	1.56%	76.83%
22	L	4	AMERIPRISE FIN GRP	37,670,974	1.56%	78.39%
23	L	4932	BRIGHTHOUSE HOLDINGS GRP	34,330,112	1.42%	79.81%
24	L	4988	BAYVIEW ASSET MANAGEMENT GRP	29,810,476	1.23%	81.05%
25	L	4925	KUVARE GRP	27,276,410	1.13%	82.17%
26	L	241	METROPOLITAN GRP	26,941,395	1.12%	83.29%
27	L	233	CNO FINANCIAL GRP	24,948,566	1.03%	84.32%
28	L	4890	SBL HOLDINGS GRP	24,318,820	1.01%	85.33%
29	L	4736	GGC GRP	22,514,330	0.93%	86.26%
30	L	4794	GROUP 1001 INS HOLDINGS GRP	21,758,945	0.90%	87.17%
31	L	4941	NATIONAL WESTERN LIFE GRP	19,942,206	0.83%	87.99%
32	L	836	WEST SOUTHERN GRP	19,516,678	0.81%	88.80%
33	L	332	PRINCIPAL FIN GRP	19,087,159	0.79%	89.59%
34	L	513	IOWA FARM BUREAU GRP	17,395,131	0.72%	90.31%
35	L	2658	AMERICAN EQUITY INVESTMENT GRP	16,530,353	0.68%	91.00%
36	L	860	NORTHWESTERN MUT GRP	15,493,714	0.64%	91.64%
37	L	5038	MIDWEST HOLDINGS INC GRP	15,173,592	0.63%	92.27%
38	L	4855	SUMITOMO LIFE INS GRP	10,880,436	0.45%	92.72%
39	L	4824	ADVANTAGE CAPITAL GRP	10,479,895	0.43%	93.15%
40	L	60445	SAGICOR LIFE INS CO	10,301,346	0.43%	93.58%
41	L	869	MINNESOTA MUT GRP	9,832,574	0.41%	93.98%
42	L	84174	ELCO MUT LIFE & ANN	9,471,361	0.39%	94.38%
43	L	62510	EQUITRUST LIFE INS CO	9,168,803	0.38%	94.76%
44	L	1348	MEIJI YASUDA LIFE INS GRP	8,942,445	0.37%	95.13%
45	L	200	UNITED SERV AUTOMOBILE ASSN GRP	8,845,096	0.37%	95.49%
46	L	458	DAI-ICHI LIFE HOLDINGS INC GRP	6,950,978	0.29%	95.78%
47	L	981	FIDELITY INVESTMENT INS & ANN GRP	6,942,245	0.29%	96.07%
48	L	468	AEGON US HOLDING GRP	6,472,597	0.27%	96.34%
49	L	300	HORACE MANN GRP	6,295,673	0.26%	96.60%
50	L	56332	FIRST CATH SLOVAK LADIES ASSN USA	6,261,250	0.26%	96.86%
51	L	3436	LIBERTY LIFE GRP TRUST GRP	5,541,233	0.23%	97.09%
52	L	306	TRUSTAGE GRP	4,796,527	0.20%	97.28%
53	L	57487	CATHOLIC ORDER OF FORESTERS	4,338,748	0.18%	97.46%
54	L	67423	ASPIDA LIFE INS CO	4,106,428	0.17%	97.63%
55	L	449	FINANCIAL HOLDINGS GRP	3,912,740	0.16%	97.80%
56	L	57010	WILLIAM PENN ASSN	3,357,851	0.14%	97.94%
57	L	408	BROOKFIELD ASSET MGMT REINS PARTNERS	3,308,225	0.14%	98.07%
58	L	4947	PROSPERITY LIFE INS GRP	3,106,919	0.13%	98.20%
59	L	872	BANNER LIFE GRP	3,075,431	0.13%	98.33%
60	L	588	KANSAS CITY LIFE INS GRP	2,947,037	0.12%	98.45%
61	L	634	NATIONAL LIFE GRP	2,866,170	0.12%	98.57%
62	L	176	STATE FARM GRP	2,787,790	0.12%	98.68%
63	L	5016	AQUARIAN INS HOLDINGS GRP	2,765,286	0.11%	98.80%

**Life Insurance Industry
Life/Health and Fraternal Insurers
2022 Market Share Report - Total Premium
Annuity Considerations**

Nebraska

Rank	Business Type	Group/ Company Code	Group/Company Name	Direct Written Premium	Market Share	Cumulative Market Share
64	L	57541	MODERN WOODMEN OF AMER	2,758,631	0.11%	98.91%
65	L	67180	OHIO STATE LIFE INS CO	2,555,147	0.11%	99.02%
66	L	574	AMERCO CORP GRP	2,320,376	0.10%	99.12%
67	L	56685	GBU FINANCIAL LIFE	2,150,205	0.09%	99.20%
68	L	169	SENTRY INS GRP	2,008,516	0.08%	99.29%
69	L	1117	MANHATTAN LIFE GRP	1,821,206	0.08%	99.36%
70	L	3098	TOKIO MARINE HOLDINGS INC GRP	966,283	0.04%	99.40%
71	L	57320	WOODMEN WORLD LIFE INS SOC	938,643	0.04%	99.44%
72	L	56340	FIRST CATH SLOVAK UNION OF US & CN	933,381	0.04%	99.48%
73	L	4926	TALCOTT HOLDINGS GRP	879,545	0.04%	99.52%
74	L	5024	FORTITUDE GRP HOLDINGS LLC GRP	847,748	0.04%	99.55%
75	L	280	AUTO OWNERS GRP	829,179	0.03%	99.59%
76	L	850	PENN MUT GRP	815,272	0.03%	99.62%
77	L	429	GUARDIAN LIFE GRP	752,936	0.03%	99.65%
78	L	4752	GREGG E ZAHN GRP	746,395	0.03%	99.68%
79	L	904	JOHN HANCOCK GRP	718,056	0.03%	99.71%
80	L	69272	IBEXIS LIFE & ANN INS CO	694,882	0.03%	99.74%
81	L	212	ZURICH INS GRP	610,138	0.03%	99.77%
82	L	57657	ROYAL NEIGHBORS OF AMER	527,289	0.02%	99.79%
83	L	11121	UNIFIED LIFE INS CO	511,835	0.02%	99.81%
84	L	57770	CATHOLIC FRATERNAL LIFE	465,665	0.02%	99.83%
85	L	58017	BETTERLIFE	454,494	0.02%	99.85%
86	L	704	CONSTELLATION INS HOLDINGS GRP	428,183	0.02%	99.87%
87	L	801	DIRECTORS INVESTMENT GRP	318,872	0.01%	99.88%
88	L	769	GREAT WEST GRP	291,139	0.01%	99.89%
89	L	4862	ASSURITY GRP	289,425	0.01%	99.90%
90	L	315	INDUSTRIAL ALLIANCE GRP	246,019	0.01%	99.91%
91	L	4903	CALTON HOLDINGS GRP	239,102	0.01%	99.92%
92	L	56154	GLENER LIFE INS SOCIETY	208,734	0.01%	99.93%
93	L	473	AMERICAN FAMILY INS GRP	201,554	0.01%	99.94%
94	L	57630	POLISH ROMAN CATHOLIC UNION OF AMER	162,216	0.01%	99.95%
95	L	62928	EMC NATL LIFE CO	155,890	0.01%	99.95%
96	L	5014	EVERLAKE HOLDINGS GRP	138,417	0.01%	99.96%
97	L	4011	GENWORTH FIN GRP	120,285	- %	99.96%
98	L	64580	ILLINOIS MUT LIFE INS CO	113,575	- %	99.97%
99	L	330	AMERICAN FIDELITY CORP GRP	83,689	- %	99.97%
100	L	451	FIDELITY SECURITY GRP	67,210	- %	99.97%
101	L	4616	EVERENCE GRP	65,360	- %	99.98%
102	L	3527	AMERICAN ENTERPRISE MUT GRP	61,066	- %	99.98%
103	L	290	GLOBE LIFE INC GRP	58,043	- %	99.98%
104	L	367	PHYSICIANS MUT GRP	56,585	- %	99.98%
105	L	60230	FARMERS LIFE INS CO	55,553	- %	99.99%
106	L	123	SHELTER INS GRP	48,410	- %	99.99%
107	L	64505	HOMESTEADERS LIFE CO	47,739	- %	99.99%
108	L	71404	CONTINENTAL GEN INS CO	42,912	- %	99.99%
109	L	60542	AMERICAN HOME LIFE INS CO	29,775	- %	99.99%
110	L	56413	UNITED TRANSPORTATION UNION INS ASSN	26,271	- %	99.99%
111	L	1211	NATIONAL GUARDIAN LIFE INS GRP	23,489	- %	100.00%
112	L	56138	CSA FRATERNAL LIFE	22,000	- %	100.00%
113	L	7	FEDERATED MUT GRP	12,652	- %	100.00%
114	L	56456	UNITED STATES LETTER CARRIERS MUT BE	11,590	- %	100.00%
115	L	58009	POLICE & FIREMENS INS ASSN	11,092	- %	100.00%
116	L	276	TRUSTMARK MUT HOLDING CO GRP	8,600	- %	100.00%
117	L	69310	SURETY LIFE INS CO	7,000	- %	100.00%
118	L	535	COLUMBIAN LIFE GRP	5,100	- %	100.00%
119	L	4853	AAA LIFE GRP	4,933	- %	100.00%
120	L	50	COUNTRY INS & FIN SERV GRP	3,850	- %	100.00%
121	L	65927	LINCOLN HERITAGE LIFE INS CO	2,880	- %	100.00%
122	L	70130	UNIVERSAL GUAR LIFE INS CO	2,322	- %	100.00%
123	L	707	UNITEDHEALTH GRP	1,304	- %	100.00%
124	L	58068	INDEPENDENT ORDER OF FORESTERS US BR	1,200	- %	100.00%
125	L	687	GUARANTEE TRUST GRP	1,173	- %	100.00%
			TOTAL	2,414,356,095	100.00%	100.00%

**Life Insurance Industry
Life/Health and Fraternal Insurers
2022 Market Share Report - Total Premium
Annuity Considerations**

Nevada

Rank	Business Type	Group/ Company Code	Group/Company Name	Direct Written Premium	Market Share	Cumulative Market Share
1	L	20	LINCOLN NATL GRP	493,546,664	15.04%	15.04%
2	L	670	FIDELITY NATL FIN INC GRP	287,811,441	8.77%	23.82%
3	L	4734	APOLLO GLOBAL MGMT GRP	203,657,010	6.21%	30.02%
4	L	826	NEW YORK LIFE GRP	162,703,401	4.96%	34.98%
5	L	12	AMERICAN INTL GRP	155,046,862	4.73%	39.71%
6	L	918	JACKSON NATL GRP	146,869,843	4.48%	44.19%
7	L	435	MASS MUT LIFE INS GRP	136,828,383	4.17%	48.36%
8	L	761	ALLIANZ INS GRP	131,079,447	4.00%	52.35%
9	L	140	NATIONWIDE CORP GRP	114,416,154	3.49%	55.84%
10	L	304	PRUDENTIAL OF AMER GRP	113,668,478	3.46%	59.31%
11	L	4965	EQUITABLE HOLDINGS INC GRP	101,256,127	3.09%	62.39%
12	L	4832	VOYA FINANCIAL GRP	96,684,756	2.95%	65.34%
13	L	709	PACIFIC LIFE GRP	92,656,512	2.82%	68.16%
14	L	4932	BRIGHTHOUSE HOLDINGS GRP	90,104,332	2.75%	70.91%
15	L	3891	GLOBAL ATLANTIC GRP	84,259,322	2.57%	73.48%
16	L	1216	TIAA FAMILY GRP	79,602,515	2.43%	75.91%
17	L	241	METROPOLITAN GRP	79,002,255	2.41%	78.31%
18	L	431	SAMMONS ENTERPRISES GRP	78,070,915	2.38%	80.69%
19	L	836	WEST SOUTHERN GRP	54,354,170	1.66%	82.35%
20	L	200	UNITED SERV AUTOMOBILE ASSN GRP	51,866,291	1.58%	83.93%
21	L	4890	SBL HOLDINGS GRP	50,814,090	1.55%	85.48%
22	L	634	NATIONAL LIFE GRP	46,915,275	1.43%	86.91%
23	L	4	AMERIPRISE FIN GRP	45,427,061	1.38%	88.29%
24	L	4855	SUMITOMO LIFE INS GRP	41,000,620	1.25%	89.54%
25	L	4794	GROUP 1001 INS HOLDINGS GRP	24,046,230	0.73%	90.28%
26	L	4824	ADVANTAGE CAPITAL GRP	16,661,185	0.51%	90.78%
27	L	62510	EQUITRUST LIFE INS CO	14,894,702	0.45%	91.24%
28	L	4888	STERLING FINANCIAL INS GRP INC	14,511,269	0.44%	91.68%
29	L	458	DAI-ICHI LIFE HOLDINGS INC GRP	14,318,843	0.44%	92.12%
30	L	408	BROOKFIELD ASSET MGMT REINS PARTNERS	13,778,078	0.42%	92.54%
31	L	5038	MIDWEST HOLDINGS INC GRP	13,658,035	0.42%	92.95%
32	L	4925	KUVARE GRP	13,089,873	0.40%	93.35%
33	L	4988	BAYVIEW ASSET MANAGEMENT GRP	12,860,476	0.39%	93.75%
34	L	449	FINANCIAL HOLDINGS GRP	12,522,458	0.38%	94.13%
35	L	2658	AMERICAN EQUITY INVESTMENT GRP	12,003,579	0.37%	94.49%
36	L	300	HORACE MANN GRP	11,559,462	0.35%	94.84%
37	L	619	ONEAMERICA FIN PARTNERS GRP	11,386,975	0.35%	95.19%
38	L	56014	THRIVENT FINANCIAL FOR LUTHERANS	10,952,911	0.33%	95.53%
39	L	60445	SAGICOR LIFE INS CO	9,136,698	0.28%	95.80%
40	L	872	BANNER LIFE GRP	8,680,179	0.26%	96.07%
41	L	943	AMERITAS MUT HOLDING GRP	8,673,984	0.26%	96.33%
42	L	574	AMERCO CORP GRP	8,488,865	0.26%	96.59%
43	L	981	FIDELITY INVESTMENT INS & ANN GRP	8,481,805	0.26%	96.85%
44	L	860	NORTHWESTERN MUT GRP	7,658,501	0.23%	97.08%
45	L	1348	MEIJI YASUDA LIFE INS GRP	7,616,417	0.23%	97.32%
46	L	3098	TOKIO MARINE HOLDINGS INC GRP	6,857,259	0.21%	97.53%
47	L	176	STATE FARM GRP	6,352,881	0.19%	97.72%
48	L	429	GUARDIAN LIFE GRP	6,320,175	0.19%	97.91%
49	L	4736	GGC GRP	6,166,082	0.19%	98.10%
50	L	330	AMERICAN FIDELITY CORP GRP	5,729,309	0.17%	98.27%
51	L	869	MINNESOTA MUT GRP	5,434,535	0.17%	98.44%
52	L	212	ZURICH INS GRP	3,907,796	0.12%	98.56%
53	L	56685	GBU FINANCIAL LIFE	3,536,570	0.11%	98.67%
54	L	5016	AQUARIAN INS HOLDINGS GRP	3,422,157	0.10%	98.77%
55	L	4903	CALTON HOLDINGS GRP	3,345,011	0.10%	98.87%
56	L	261	MUTUAL OF OMAHA GRP	3,058,189	0.09%	98.97%
57	L	4947	PROSPERITY LIFE INS GRP	3,008,988	0.09%	99.06%
58	L	468	AEGON US HOLDING GRP	2,947,123	0.09%	99.15%
59	L	306	TRUSTAGE GRP	2,721,216	0.08%	99.23%
60	L	850	PENN MUT GRP	2,711,559	0.08%	99.31%
61	L	4926	TALCOTT HOLDINGS GRP	2,681,850	0.08%	99.40%
62	L	1117	MANHATTAN LIFE GRP	2,546,283	0.08%	99.47%
63	L	233	CNO FINANCIAL GRP	1,752,568	0.05%	99.53%

**Life Insurance Industry
Life/Health and Fraternal Insurers
2022 Market Share Report - Total Premium
Annuity Considerations**

Nevada

Rank	Business Type	Group/ Company Code	Group/Company Name	Direct Written Premium	Market Share	Cumulative Market Share
64	L	169	SENTRY INS GRP	1,657,015	0.05%	99.58%
65	L	69272	IBEXIS LIFE & ANN INS CO	1,567,825	0.05%	99.62%
66	L	332	PRINCIPAL FIN GRP	1,507,857	0.05%	99.67%
67	L	50	COUNTRY INS & FIN SERV GRP	1,434,048	0.04%	99.71%
68	L	801	DIRECTORS INVESTMENT GRP	1,230,807	0.04%	99.75%
69	L	67423	ASPIDA LIFE INS CO	918,945	0.03%	99.78%
70	L	5024	FORTITUDE GRP HOLDINGS LLC GRP	825,271	0.03%	99.80%
71	L	57541	MODERN WOODMEN OF AMER	766,200	0.02%	99.83%
72	L	3436	LIBERTY LIFE GRP TRUST GRP	654,504	0.02%	99.85%
73	L	67180	OHIO STATE LIFE INS CO	605,166	0.02%	99.87%
74	L	56693	GCU	576,509	0.02%	99.88%
75	L	4853	AAA LIFE GRP	327,950	0.01%	99.89%
76	L	769	GREAT WEST GRP	303,724	0.01%	99.90%
77	L	84174	ELCO MUT LIFE & ANN	267,195	0.01%	99.91%
78	L	4213	WILTON RE GRP	248,375	0.01%	99.92%
79	L	5014	EVERLAKE HOLDINGS GRP	236,266	0.01%	99.93%
80	L	7	FEDERATED MUT GRP	229,925	0.01%	99.93%
81	L	473	AMERICAN FAMILY INS GRP	229,708	0.01%	99.94%
82	L	315	INDUSTRIAL ALLIANCE GRP	210,561	0.01%	99.95%
83	L	56332	FIRST CATH SLOVAK LADIES ASSN USA	180,503	0.01%	99.95%
84	L	4941	NATIONAL WESTERN LIFE GRP	176,582	0.01%	99.96%
85	L	704	CONSTELLATION INS HOLDINGS GRP	165,577	0.01%	99.96%
86	L	904	JOHN HANCOCK GRP	144,883	- %	99.97%
87	L	588	KANSAS CITY LIFE INS GRP	133,290	- %	99.97%
88	L	1211	NATIONAL GUARDIAN LIFE INS GRP	115,430	- %	99.97%
89	L	290	GLOBE LIFE INC GRP	112,362	- %	99.98%
90	L	454	SECURITY NATL GRP	101,970	- %	99.98%
91	L	615	BENEFICIAL LIFE GRP	62,392	- %	99.98%
92	L	56456	UNITED STATES LETTER CARRIERS MUT BE	56,042	- %	99.98%
93	L	513	IOWA FARM BUREAU GRP	52,397	- %	99.99%
94	L	56499	ASSURED LIFE ASSN	51,018	- %	99.99%
95	L	4862	ASSURITY GRP	50,000	- %	99.99%
96	L	56634	CROATIAN FRATERNAL UNION OF AMER	45,000	- %	99.99%
97	L	64505	HOMESTEADERS LIFE CO	44,017	- %	99.99%
98	L	57657	ROYAL NEIGHBORS OF AMER	38,400	- %	99.99%
99	L	3527	AMERICAN ENTERPRISE MUT GRP	30,645	- %	99.99%
100	L	57320	WOODMEN WORLD LIFE INS SOC	25,800	- %	100.00%
101	L	57622	POLISH NATL ALLIANCE US OF NA	22,327	- %	100.00%
102	L	4011	GENWORTH FIN GRP	21,255	- %	100.00%
103	L	56154	GLENER LIFE INS SOCIETY	16,032	- %	100.00%
104	L	68772	SECURITY MUT LIFE INS CO OF NY	15,000	- %	100.00%
105	L	28	AMICA MUT GRP	11,380	- %	100.00%
106	L	71404	CONTINENTAL GEN INS CO	10,350	- %	100.00%
107	L	57142	SONS OF NORWAY	10,000	- %	100.00%
107	L	64580	ILLINOIS MUT LIFE INS CO	10,000	- %	100.00%
109	L	244	CINCINNATI FIN GRP	9,140	- %	100.00%
110	L	56030	CATHOLIC FINANCIAL LIFE	6,132	- %	100.00%
111	L	344	CHURCH PENSION FUND GRP	5,858	- %	100.00%
112	L	4712	GPM LIFE GRP	5,640	- %	100.00%
113	L	276	TRUSTMARK MUT HOLDING CO GRP	5,000	- %	100.00%
113	L	525	PAN AMER LIFE GRP	5,000	- %	100.00%
113	L	56480	WSA FRATERNAL LIFE	5,000	- %	100.00%
116	L	57967	LUSO AMER LIFE INS SOCIETY	3,600	- %	100.00%
117	L	56170	WOMANS LIFE INS SOCIETY	3,100	- %	100.00%
118	L	69310	SURETY LIFE INS CO	3,000	- %	100.00%
119	L	58068	INDEPENDENT ORDER OF FORESTERS US BR	2,700	- %	100.00%
120	L	367	PHYSICIANS MUT GRP	2,400	- %	100.00%
121	L	451	FIDELITY SECURITY GRP	1,641	- %	100.00%
122	L	572	BCBS OF MI GRP	1,530	- %	100.00%
123	L	62928	EMC NATL LIFE CO	1,200	- %	100.00%
124	L	123	SHELTER INS GRP	1,090	- %	100.00%
125	L	4877	TWA & AMFI CORP GRP	1,080	- %	100.00%
			TOTAL	3,280,665,999	100.00%	100.00%

**Life Insurance Industry
Life/Health and Fraternal Insurers
2022 Market Share Report - Total Premium
Annuity Considerations**

New Hampshire

Rank	Business Type	Group/ Company Code	Group/Company Name	Direct Written Premium	Market Share	Cumulative Market Share
1	L	20	LINCOLN NATL GRP	534,559,966	19.81%	19.81%
2	L	435	MASS MUT LIFE INS GRP	176,764,313	6.55%	26.35%
3	L	4734	APOLLO GLOBAL MGMT GRP	147,059,211	5.45%	31.80%
4	L	826	NEW YORK LIFE GRP	122,901,991	4.55%	36.36%
5	L	140	NATIONWIDE CORP GRP	114,279,951	4.23%	40.59%
6	L	918	JACKSON NATL GRP	108,291,680	4.01%	44.60%
7	L	4965	EQUITABLE HOLDINGS INC GRP	87,679,363	3.25%	47.85%
8	L	670	FIDELITY NATL FIN INC GRP	86,198,316	3.19%	51.04%
9	L	12	AMERICAN INTL GRP	85,761,002	3.18%	54.22%
10	L	709	PACIFIC LIFE GRP	82,755,006	3.07%	57.29%
11	L	4832	VOYA FINANCIAL GRP	81,144,403	3.01%	60.29%
12	L	836	WEST SOUTHERN GRP	79,433,937	2.94%	63.24%
13	L	1216	TIAA FAMILY GRP	75,660,220	2.80%	66.04%
14	L	761	ALLIANZ INS GRP	72,601,052	2.69%	68.73%
15	L	200	UNITED SERV AUTOMOBILE ASSN GRP	63,528,168	2.35%	71.08%
16	L	304	PRUDENTIAL OF AMER GRP	61,782,980	2.29%	73.37%
17	L	3891	GLOBAL ATLANTIC GRP	61,626,199	2.28%	75.66%
18	L	431	SAMMONS ENTERPRISES GRP	61,097,504	2.26%	77.92%
19	L	241	METROPOLITAN GRP	52,647,417	1.95%	79.87%
20	L	4932	BRIGHTHOUSE HOLDINGS GRP	47,218,102	1.75%	81.62%
21	L	4794	GROUP 1001 INS HOLDINGS GRP	47,194,516	1.75%	83.37%
22	L	4	AMERIPRISE FIN GRP	32,952,866	1.22%	84.59%
23	L	4855	SUMITOMO LIFE INS GRP	29,965,506	1.11%	85.70%
24	L	4890	SBL HOLDINGS GRP	27,163,407	1.01%	86.71%
25	L	408	BROOKFIELD ASSET MGMT REINS PARTNERS	25,802,042	0.96%	87.66%
26	L	233	CNO FINANCIAL GRP	24,469,597	0.91%	88.57%
27	L	2658	AMERICAN EQUITY INVESTMENT GRP	23,824,005	0.88%	89.45%
28	L	4988	BAYVIEW ASSET MANAGEMENT GRP	22,605,920	0.84%	90.29%
29	L	3098	TOKIO MARINE HOLDINGS INC GRP	20,990,167	0.78%	91.07%
30	L	860	NORTHWESTERN MUT GRP	17,498,531	0.65%	91.72%
31	L	869	MINNESOTA MUT GRP	17,054,781	0.63%	92.35%
32	L	1348	MEIJI YASUDA LIFE INS GRP	16,762,623	0.62%	92.97%
33	L	429	GUARDIAN LIFE GRP	15,377,743	0.57%	93.54%
34	L	4888	STERLING FINANCIAL INS GRP INC	13,452,906	0.50%	94.04%
35	L	62510	EQUITRUST LIFE INS CO	13,059,645	0.48%	94.52%
36	L	4925	KUVARE GRP	12,806,537	0.47%	94.99%
37	L	306	TRUSTAGE GRP	10,668,303	0.40%	95.39%
38	L	872	BANNER LIFE GRP	10,267,377	0.38%	95.77%
39	L	300	HORACE MANN GRP	9,985,002	0.37%	96.14%
40	L	261	MUTUAL OF OMAHA GRP	9,397,120	0.35%	96.49%
41	L	458	DAI-ICHI LIFE HOLDINGS INC GRP	8,846,341	0.33%	96.82%
42	L	57541	MODERN WOODMEN OF AMER	8,194,533	0.30%	97.12%
43	L	212	ZURICH INS GRP	8,039,286	0.30%	97.42%
44	L	60445	SAGICOR LIFE INS CO	6,880,947	0.25%	97.67%
45	L	4941	NATIONAL WESTERN LIFE GRP	5,861,578	0.22%	97.89%
46	L	981	FIDELITY INVESTMENT INS & ANN GRP	5,702,406	0.21%	98.10%
47	L	943	AMERITAS MUT HOLDING GRP	5,446,163	0.20%	98.30%
48	L	468	AEGON US HOLDING GRP	5,148,506	0.19%	98.49%
49	L	850	PENN MUT GRP	3,994,213	0.15%	98.64%
50	L	449	FINANCIAL HOLDINGS GRP	3,700,071	0.14%	98.78%
51	L	634	NATIONAL LIFE GRP	3,671,770	0.14%	98.91%
52	L	574	AMERCO CORP GRP	3,419,711	0.13%	99.04%
53	L	619	ONEAMERICA FIN PARTNERS GRP	2,852,548	0.11%	99.15%
54	L	169	SENTRY INS GRP	2,618,902	0.10%	99.24%
55	L	56014	THRIVENT FINANCIAL FOR LUTHERANS	2,224,834	0.08%	99.33%
56	L	4736	GGC GRP	2,194,390	0.08%	99.41%
57	L	5016	AQUARIAN INS HOLDINGS GRP	1,879,055	0.07%	99.48%
58	L	704	CONSTELLATION INS HOLDINGS GRP	1,584,254	0.06%	99.54%
59	L	67180	OHIO STATE LIFE INS CO	1,533,594	0.06%	99.59%
60	L	176	STATE FARM GRP	1,455,542	0.05%	99.65%
61	L	4926	TALCOTT HOLDINGS GRP	1,246,690	0.05%	99.69%
62	L	4844	LIA HOLDINGS GRP	1,082,886	0.04%	99.73%
63	L	67423	ASPIDA LIFE INS CO	1,063,106	0.04%	99.77%

**Life Insurance Industry
Life/Health and Fraternal Insurers
2022 Market Share Report - Total Premium
Annuity Considerations**

New Hampshire

Rank	Business Type	Group/ Company Code	Group/Company Name	Direct Written Premium	Market Share	Cumulative Market Share
64	L	4947	PROSPERITY LIFE INS GRP	958,375	0.04%	99.81%
65	L	332	PRINCIPAL FIN GRP	882,332	0.03%	99.84%
66	L	769	GREAT WEST GRP	832,338	0.03%	99.87%
67	L	4903	CALTON HOLDINGS GRP	555,000	0.02%	99.89%
68	L	344	CHURCH PENSION FUND GRP	486,267	0.02%	99.91%
69	L	535	COLUMBIAN LIFE GRP	458,407	0.02%	99.93%
70	L	4853	AAA LIFE GRP	342,265	0.01%	99.94%
71	L	28	AMICA MUT GRP	315,034	0.01%	99.95%
72	L	3436	LIBERTY LIFE GRP TRUST GRP	287,973	0.01%	99.96%
73	L	5024	FORTITUDE GRP HOLDINGS LLC GRP	208,358	0.01%	99.97%
74	L	57487	CATHOLIC ORDER OF FORESTERS	179,225	0.01%	99.98%
75	L	904	JOHN HANCOCK GRP	112,962	- %	99.98%
76	L	4011	GENWORTH FIN GRP	105,750	- %	99.98%
77	L	5014	EVERLAKE HOLDINGS GRP	91,300	- %	99.99%
78	L	4553	SAVINGS BANK LIFE GRP	91,030	- %	99.99%
79	L	1117	MANHATTAN LIFE GRP	73,307	- %	99.99%
80	L	57630	POLISH ROMAN CATHOLIC UNION OF AMER	40,904	- %	100.00%
81	L	1211	NATIONAL GUARDIAN LIFE INS GRP	28,760	- %	100.00%
82	L	56456	UNITED STATES LETTER CARRIERS MUT BE	23,528	- %	100.00%
83	L	56030	CATHOLIC FINANCIAL LIFE	18,000	- %	100.00%
84	L	57568	1891 FINANCIAL LIFE	15,000	- %	100.00%
85	L	315	INDUSTRIAL ALLIANCE GRP	10,257	- %	100.00%
86	L	64505	HOMESTEADERS LIFE CO	4,650	- %	100.00%
87	L	213	ERIE INS GRP	3,300	- %	100.00%
88	L	525	PAN AMER LIFE GRP	2,667	- %	100.00%
89	L	153	PEKIN INS GRP	2,400	- %	100.00%
90	L	290	GLOBE LIFE INC GRP	2,328	- %	100.00%
91	L	244	CINCINNATI FIN GRP	1,500	- %	100.00%
92	L	58009	POLICE & FIREMENS INS ASSN	1,150	- %	100.00%
93	L	58181	SUPREME COUNCIL THE ROYAL ARCANUM	1,100	- %	100.00%
94	L	19	ASSURANT INC GRP	415	- %	100.00%
95	L	8	ALLSTATE INS GRP	339	- %	100.00%
96	L	4750	PRIMERICA GRP	280	- %	100.00%
97	L	57320	WOODMEN WORLD LIFE INS SOC	200	- %	100.00%
98	L	901	CIGNA HLTH GRP	15	- %	100.00%
			TOTAL	2,699,059,993	100.00%	100.00%

**Life Insurance Industry
Life/Health and Fraternal Insurers
2022 Market Share Report - Total Premium
Annuity Considerations**

New Jersey

Rank	Business Type	Group/ Company Code	Group/Company Name	Direct Written Premium	Market Share	Cumulative Market Share
1	L	4965	EQUITABLE HOLDINGS INC GRP	1,317,228,214	8.09%	8.09%
2	L	4734	APOLLO GLOBAL MGMT GRP	1,299,232,453	7.98%	16.07%
3	L	435	MASS MUT LIFE INS GRP	945,502,333	5.81%	21.87%
4	L	1216	TIAA FAMILY GRP	927,620,935	5.70%	27.57%
5	L	12	AMERICAN INTL GRP	906,382,070	5.57%	33.13%
6	L	918	JACKSON NATL GRP	864,843,504	5.31%	38.45%
7	L	826	NEW YORK LIFE GRP	834,072,717	5.12%	43.57%
8	L	20	LINCOLN NATL GRP	809,080,391	4.97%	48.54%
9	L	304	PRUDENTIAL OF AMER GRP	764,878,924	4.70%	53.23%
10	L	140	NATIONWIDE CORP GRP	624,996,563	3.84%	57.07%
11	L	4932	BRIGHTHOUSE HOLDINGS GRP	620,803,740	3.81%	60.88%
12	L	4832	VOYA FINANCIAL GRP	603,784,916	3.71%	64.59%
13	L	761	ALLIANZ INS GRP	497,939,980	3.06%	67.65%
14	L	670	FIDELITY NATL FIN INC GRP	456,713,995	2.80%	70.45%
15	L	709	PACIFIC LIFE GRP	426,549,172	2.62%	73.07%
16	L	3891	GLOBAL ATLANTIC GRP	394,051,660	2.42%	75.49%
17	L	431	SAMMONS ENTERPRISES GRP	327,907,581	2.01%	77.50%
18	L	872	BANNER LIFE GRP	299,323,633	1.84%	79.34%
19	L	836	WEST SOUTHERN GRP	281,642,915	1.73%	81.07%
20	L	241	METROPOLITAN GRP	262,597,534	1.61%	82.68%
21	L	4855	SUMITOMO LIFE INS GRP	259,727,187	1.59%	84.28%
22	L	4890	SBL HOLDINGS GRP	250,439,340	1.54%	85.82%
23	L	200	UNITED SERV AUTOMOBILE ASSN GRP	187,822,978	1.15%	86.97%
24	L	4794	GROUP 1001 INS HOLDINGS GRP	166,864,108	1.02%	88.00%
25	L	3098	TOKIO MARINE HOLDINGS INC GRP	147,914,929	0.91%	88.90%
26	L	2658	AMERICAN EQUITY INVESTMENT GRP	134,045,069	0.82%	89.73%
27	L	4	AMERIPRISE FIN GRP	127,009,655	0.78%	90.51%
28	L	62510	EQUITRUST LIFE INS CO	121,254,194	0.74%	91.25%
29	L	60445	SAGICOR LIFE INS CO	107,750,332	0.66%	91.91%
30	L	4947	PROSPERITY LIFE INS GRP	99,388,720	0.61%	92.52%
31	L	408	BROOKFIELD ASSET MGMT REINS PARTNERS	96,809,123	0.59%	93.12%
32	L	4988	BAYVIEW ASSET MANAGEMENT GRP	86,228,054	0.53%	93.65%
33	L	332	PRINCIPAL FIN GRP	71,394,831	0.44%	94.09%
34	L	261	MUTUAL OF OMAHA GRP	70,022,965	0.43%	94.52%
35	L	850	PENN MUT GRP	66,871,385	0.41%	94.93%
36	L	4925	KUVARE GRP	57,882,350	0.36%	95.28%
37	L	458	DAI-ICHI LIFE HOLDINGS INC GRP	54,423,991	0.33%	95.62%
38	L	860	NORTHWESTERN MUT GRP	49,839,596	0.31%	95.92%
39	L	981	FIDELITY INVESTMENT INS & ANN GRP	47,797,950	0.29%	96.22%
40	L	1348	MEIJI YASUDA LIFE INS GRP	45,898,798	0.28%	96.50%
41	L	429	GUARDIAN LIFE GRP	45,561,867	0.28%	96.78%
42	L	306	TRUSTAGE GRP	42,322,419	0.26%	97.04%
43	L	943	AMERITAS MUT HOLDING GRP	42,195,506	0.26%	97.30%
44	L	869	MINNESOTA MUT GRP	39,700,718	0.24%	97.54%
45	L	634	NATIONAL LIFE GRP	38,826,714	0.24%	97.78%
46	L	468	AEGON US HOLDING GRP	38,558,667	0.24%	98.02%
47	L	67423	ASPIDA LIFE INS CO	37,629,171	0.23%	98.25%
48	L	233	CNO FINANCIAL GRP	34,896,283	0.21%	98.46%
49	L	56014	THRIVENT FINANCIAL FOR LUTHERANS	33,817,198	0.21%	98.67%
50	L	169	SENTRY INS GRP	22,217,987	0.14%	98.80%
51	L	4736	GGC GRP	21,409,920	0.13%	98.94%
52	L	619	ONEAMERICA FIN PARTNERS GRP	19,562,464	0.12%	99.06%
53	L	574	AMERCO CORP GRP	17,279,530	0.11%	99.16%
54	L	4844	LIA HOLDINGS GRP	15,848,822	0.10%	99.26%
55	L	449	FINANCIAL HOLDINGS GRP	14,917,134	0.09%	99.35%
56	L	212	ZURICH INS GRP	10,785,715	0.07%	99.42%
57	L	5024	FORTITUDE GRP HOLDINGS LLC GRP	9,771,928	0.06%	99.48%
58	L	769	GREAT WEST GRP	9,627,710	0.06%	99.54%
59	L	4926	TALCOTT HOLDINGS GRP	9,284,304	0.06%	99.59%
60	L	56693	GCU	8,554,063	0.05%	99.65%
61	L	56782	NATIONAL SLOVAK SOCIETY OF THE USA	6,491,353	0.04%	99.69%
62	L	3436	LIBERTY LIFE GRP TRUST GRP	6,126,992	0.04%	99.72%
63	L	4941	NATIONAL WESTERN LIFE GRP	5,969,566	0.04%	99.76%

**Life Insurance Industry
Life/Health and Fraternal Insurers
2022 Market Share Report - Total Premium
Annuity Considerations**

New Jersey

Rank	Business Type	Group/ Company Code	Group/Company Name	Direct Written Premium	Market Share	Cumulative Market Share
64	L	704	CONSTELLATION INS HOLDINGS GRP	5,941,784	0.04%	99.80%
65	L	1	CVS GRP	5,475,130	0.03%	99.83%
66	L	588	KANSAS CITY LIFE INS GRP	3,735,394	0.02%	99.85%
67	L	56685	GBU FINANCIAL LIFE	2,814,433	0.02%	99.87%
68	L	1117	MANHATTAN LIFE GRP	2,290,263	0.01%	99.88%
69	L	176	STATE FARM GRP	1,678,541	0.01%	99.89%
70	L	300	HORACE MANN GRP	1,650,431	0.01%	99.90%
71	L	58009	POLICE & FIREMENS INS ASSN	1,385,503	0.01%	99.91%
72	L	904	JOHN HANCOCK GRP	1,325,275	0.01%	99.92%
73	L	68772	SECURITY MUT LIFE INS CO OF NY	1,122,697	0.01%	99.93%
74	L	56251	MUTUAL BENEFICIAL ASSN INC	1,002,967	0.01%	99.93%
75	L	57215	UKRAINIAN NATL ASSN INC	954,929	0.01%	99.94%
76	L	4011	GENWORTH FIN GRP	891,868	0.01%	99.95%
77	L	4903	CALTON HOLDINGS GRP	850,951	0.01%	99.95%
78	L	1211	NATIONAL GUARDIAN LIFE INS GRP	815,580	0.01%	99.96%
79	L	56332	FIRST CATH SLOVAK LADIES ASSN USA	609,382	- %	99.96%
80	L	5014	EVERLAKE HOLDINGS GRP	579,155	- %	99.96%
81	L	61212	BALTIMORE LIFE INS CO	554,239	- %	99.97%
82	L	57657	ROYAL NEIGHBORS OF AMER	549,199	- %	99.97%
83	L	315	INDUSTRIAL ALLIANCE GRP	493,701	- %	99.97%
84	L	56863	PROVIDENCE ASSN UKRANIAN CATHOLICS	403,300	- %	99.98%
85	L	4553	SAVINGS BANK LIFE GRP	382,333	- %	99.98%
86	L	56456	UNITED STATES LETTER CARRIERS MUT BE	367,763	- %	99.98%
87	L	57010	WILLIAM PENN ASSN	330,953	- %	99.98%
88	L	56340	FIRST CATH SLOVAK UNION OF US & CN	268,050	- %	99.98%
89	L	4213	WILTON RE GRP	254,870	- %	99.99%
90	L	88668	MUTUAL OF AMER LIFE INS CO	176,000	- %	99.99%
91	L	58033	KNIGHTS OF COLUMBUS	167,047	- %	99.99%
92	L	28	AMICA MUT GRP	155,707	- %	99.99%
93	L	901	CIGNA HLTH GRP	151,434	- %	99.99%
94	L	57193	SLOVAK CATHOLIC SOKOL	146,448	- %	99.99%
95	L	56871	RUSSIAN BROTHERHOOD ORG USA	143,740	- %	99.99%
96	L	801	DIRECTORS INVESTMENT GRP	137,900	- %	99.99%
97	L	64505	HOMESTEADERS LIFE CO	136,557	- %	99.99%
98	L	57622	POLISH NATL ALLIANCE US OF NA	133,350	- %	99.99%
99	L	4888	STERLING FINANCIAL INS GRP INC	120,200	- %	99.99%
100	L	56707	ISDA FRATERNAL ASSOC	119,333	- %	100.00%
101	L	344	CHURCH PENSION FUND GRP	107,396	- %	100.00%
102	L	57630	POLISH ROMAN CATHOLIC UNION OF AMER	100,000	- %	100.00%
103	L	56634	CROATIAN FRATERNAL UNION OF AMER	86,500	- %	100.00%
104	L	58181	SUPREME COUNCIL THE ROYAL ARCANUM	77,600	- %	100.00%
105	L	57142	SONS OF NORWAY	65,688	- %	100.00%
106	L	57541	MODERN WOODMEN OF AMER	48,129	- %	100.00%
107	L	535	COLUMBIAN LIFE GRP	43,885	- %	100.00%
108	L	56820	POLISH FALCONS OF AMER	31,901	- %	100.00%
109	L	57967	LUSO AMER LIFE INS SOCIETY	26,311	- %	100.00%
110	L	525	PAN AMER LIFE GRP	25,900	- %	100.00%
111	L	56170	WOMANS LIFE INS SOCIETY	21,065	- %	100.00%
112	L	57320	WOODMEN WORLD LIFE INS SOC	14,760	- %	100.00%
113	L	4853	AAA LIFE GRP	13,000	- %	100.00%
114	L	4966	INSURANCE CAPITAL GRP	9,900	- %	100.00%
115	L	4750	PRIMERICA GRP	9,720	- %	100.00%
116	L	513	IOWA FARM BUREAU GRP	7,000	- %	100.00%
116	L	917	HCSC GRP	7,000	- %	100.00%
118	L	67180	OHIO STATE LIFE INS CO	6,534	- %	100.00%
119	L	56138	CSA FRATERNAL LIFE	6,036	- %	100.00%
120	L	56413	UNITED TRANSPORTATION UNION INS ASSN	4,437	- %	100.00%
121	L	19	ASSURANT INC GRP	4,380	- %	100.00%
122	L	56758	LOYAL CHRISTIAN BENEFIT ASSN	4,260	- %	100.00%
123	L	56839	POLISH NATL UNION OF AMER	3,500	- %	100.00%
124	L	5016	AQUARIAN INS HOLDINGS GRP	3,000	- %	100.00%
125	L	58068	INDEPENDENT ORDER OF FORESTERS US BR	2,500	- %	100.00%
		TOTAL		16,284,952,602	100.00%	100.00%

**Life Insurance Industry
Life/Health and Fraternal Insurers
2022 Market Share Report - Total Premium
Annuity Considerations**

New Mexico

Rank	Business Type	Group/ Company Code	Group/Company Name	Direct Written Premium	Market Share	Cumulative Market Share
1	L	826	NEW YORK LIFE GRP	113,217,725	8.38%	8.38%
2	L	4734	APOLLO GLOBAL MGMT GRP	98,873,618	7.31%	15.69%
3	L	435	MASS MUT LIFE INS GRP	95,303,833	7.05%	22.74%
4	L	304	PRUDENTIAL OF AMER GRP	62,598,230	4.63%	27.37%
5	L	12	AMERICAN INTL GRP	59,484,954	4.40%	31.77%
6	L	140	NATIONWIDE CORP GRP	55,788,213	4.13%	35.90%
7	L	670	FIDELITY NATL FIN INC GRP	54,496,538	4.03%	39.93%
8	L	20	LINCOLN NATL GRP	54,280,710	4.02%	43.95%
9	L	1216	TIAA FAMILY GRP	51,976,348	3.85%	47.79%
10	L	836	WEST SOUTHERN GRP	51,233,829	3.79%	51.58%
11	L	761	ALLIANZ INS GRP	47,090,634	3.48%	55.07%
12	L	4965	EQUITABLE HOLDINGS INC GRP	46,227,079	3.42%	58.49%
13	L	431	SAMMONS ENTERPRISES GRP	44,961,539	3.33%	61.81%
14	L	200	UNITED SERV AUTOMOBILE ASSN GRP	39,126,977	2.89%	64.71%
15	L	918	JACKSON NATL GRP	36,333,083	2.69%	67.39%
16	L	4832	VOYA FINANCIAL GRP	32,176,849	2.38%	69.78%
17	L	241	METROPOLITAN GRP	29,842,868	2.21%	71.98%
18	L	4932	BRIGHTHOUSE HOLDINGS GRP	29,331,918	2.17%	74.15%
19	L	709	PACIFIC LIFE GRP	25,661,987	1.90%	76.05%
20	L	4888	STERLING FINANCIAL INS GRP INC	22,144,107	1.64%	77.69%
21	L	3891	GLOBAL ATLANTIC GRP	20,121,206	1.49%	79.18%
22	L	332	PRINCIPAL FIN GRP	18,731,892	1.39%	80.56%
23	L	4890	SBL HOLDINGS GRP	17,493,557	1.29%	81.86%
24	L	306	TRUSTAGE GRP	13,552,002	1.00%	82.86%
25	L	4736	GGC GRP	13,259,839	0.98%	83.84%
26	L	1348	MEIJI YASUDA LIFE INS GRP	12,839,416	0.95%	84.79%
27	L	4794	GROUP 1001 INS HOLDINGS GRP	12,554,072	0.93%	85.72%
28	L	62510	EQUITRUST LIFE INS CO	12,006,051	0.89%	86.61%
29	L	5038	MIDWEST HOLDINGS INC GRP	10,975,650	0.81%	87.42%
30	L	981	FIDELITY INVESTMENT INS & ANN GRP	10,021,020	0.74%	88.16%
31	L	4855	SUMITOMO LIFE INS GRP	9,291,169	0.69%	88.85%
32	L	1117	MANHATTAN LIFE GRP	9,107,065	0.67%	89.52%
33	L	4925	KUVARE GRP	8,911,394	0.66%	90.18%
34	L	513	IOWA FARM BUREAU GRP	7,834,003	0.58%	90.76%
35	L	4988	BAYVIEW ASSET MANAGEMENT GRP	7,802,025	0.58%	91.34%
36	L	2658	AMERICAN EQUITY INVESTMENT GRP	7,655,374	0.57%	91.91%
37	L	458	DAI-ICHI LIFE HOLDINGS INC GRP	7,358,527	0.54%	92.45%
38	L	4	AMERIPRISE FIN GRP	7,048,636	0.52%	92.97%
39	L	57541	MODERN WOODMEN OF AMER	6,835,574	0.51%	93.48%
40	L	4824	ADVANTAGE CAPITAL GRP	6,550,314	0.48%	93.96%
41	L	769	GREAT WEST GRP	6,241,487	0.46%	94.42%
42	L	429	GUARDIAN LIFE GRP	6,102,170	0.45%	94.87%
43	L	60445	SAGICOR LIFE INS CO	5,263,000	0.39%	95.26%
44	L	801	DIRECTORS INVESTMENT GRP	4,838,716	0.36%	95.62%
45	L	619	ONEAMERICA FIN PARTNERS GRP	4,790,367	0.35%	95.98%
46	L	634	NATIONAL LIFE GRP	4,777,007	0.35%	96.33%
47	L	860	NORTHWESTERN MUT GRP	4,410,909	0.33%	96.66%
48	L	468	AEGON US HOLDING GRP	3,920,432	0.29%	96.95%
49	L	261	MUTUAL OF OMAHA GRP	3,835,738	0.28%	97.23%
50	L	176	STATE FARM GRP	3,555,239	0.26%	97.49%
51	L	869	MINNESOTA MUT GRP	3,521,054	0.26%	97.75%
52	L	943	AMERITAS MUT HOLDING GRP	3,331,736	0.25%	98.00%
53	L	56014	THRIVENT FINANCIAL FOR LUTHERANS	3,030,727	0.22%	98.22%
54	L	872	BANNER LIFE GRP	2,344,592	0.17%	98.40%
55	L	233	CNO FINANCIAL GRP	2,143,851	0.16%	98.56%
56	L	67423	ASPIDA LIFE INS CO	1,926,305	0.14%	98.70%
57	L	408	BROOKFIELD ASSET MGMT REINS PARTNERS	1,802,382	0.13%	98.83%
58	L	449	FINANCIAL HOLDINGS GRP	1,532,782	0.11%	98.95%
59	L	169	SENTRY INS GRP	1,186,909	0.09%	99.03%
60	L	850	PENN MUT GRP	1,105,623	0.08%	99.11%
61	L	3098	TOKIO MARINE HOLDINGS INC GRP	1,087,440	0.08%	99.20%
62	L	5016	AQUARIAN INS HOLDINGS GRP	990,275	0.07%	99.27%
63	L	4903	CALTON HOLDINGS GRP	927,032	0.07%	99.34%

**Life Insurance Industry
Life/Health and Fraternal Insurers
2022 Market Share Report - Total Premium
Annuity Considerations**

New Mexico

Rank	Business Type	Group/ Company Code	Group/Company Name	Direct Written Premium	Market Share	Cumulative Market Share
64	L	57320	WOODMEN WORLD LIFE INS SOC	827,684	0.06%	99.40%
65	L	4941	NATIONAL WESTERN LIFE GRP	731,511	0.05%	99.45%
66	L	300	HORACE MANN GRP	648,053	0.05%	99.50%
67	L	3436	LIBERTY LIFE GRP TRUST GRP	627,548	0.05%	99.55%
68	L	4844	LIA HOLDINGS GRP	576,018	0.04%	99.59%
69	L	4947	PROSPERITY LIFE INS GRP	523,839	0.04%	99.63%
70	L	84174	ELCO MUT LIFE & ANN	470,428	0.03%	99.66%
71	L	574	AMERCO CORP GRP	460,849	0.03%	99.70%
72	L	704	CONSTELLATION INS HOLDINGS GRP	421,250	0.03%	99.73%
73	L	4926	TALCOTT HOLDINGS GRP	415,040	0.03%	99.76%
74	L	212	ZURICH INS GRP	324,170	0.02%	99.78%
75	L	67180	OHIO STATE LIFE INS CO	275,549	0.02%	99.80%
76	L	4752	GREGG E ZAHN GRP	256,250	0.02%	99.82%
77	L	315	INDUSTRIAL ALLIANCE GRP	240,791	0.02%	99.84%
78	L	290	GLOBE LIFE INC GRP	229,679	0.02%	99.86%
79	L	588	KANSAS CITY LIFE INS GRP	229,474	0.02%	99.87%
80	L	4553	SAVINGS BANK LIFE GRP	210,000	0.02%	99.89%
81	L	5024	FORTITUDE GRP HOLDINGS LLC GRP	199,483	0.01%	99.90%
82	L	1211	NATIONAL GUARDIAN LIFE INS GRP	193,291	0.01%	99.92%
83	L	4853	AAA LIFE GRP	179,053	0.01%	99.93%
84	L	454	SECURITY NATL GRP	178,115	0.01%	99.95%
85	L	60230	FARMERS LIFE INS CO	140,182	0.01%	99.96%
86	L	330	AMERICAN FIDELITY CORP GRP	101,533	0.01%	99.96%
87	L	56413	UNITED TRANSPORTATION UNION INS ASSN	60,000	- %	99.97%
88	L	56456	UNITED STATES LETTER CARRIERS MUT BE	53,073	- %	99.97%
89	L	58033	KNIGHTS OF COLUMBUS	50,000	- %	99.97%
90	L	57657	ROYAL NEIGHBORS OF AMER	39,900	- %	99.98%
91	L	88668	MUTUAL OF AMER LIFE INS CO	39,262	- %	99.98%
92	L	56685	GBU FINANCIAL LIFE	34,736	- %	99.98%
93	L	904	JOHN HANCOCK GRP	32,598	- %	99.99%
94	L	64505	HOMESTEADERS LIFE CO	27,968	- %	99.99%
95	L	4011	GENWORTH FIN GRP	26,120	- %	99.99%
96	L	5014	EVERLAKE HOLDINGS GRP	21,800	- %	99.99%
97	L	526	MAXIMUM CORP GRP	16,550	- %	99.99%
98	L	3527	AMERICAN ENTERPRISE MUT GRP	15,746	- %	99.99%
99	L	244	CINCINNATI FIN GRP	10,990	- %	99.99%
100	L	4877	TWA & AMFI CORP GRP	8,830	- %	100.00%
101	L	615	BENEFICIAL LIFE GRP	8,735	- %	100.00%
102	L	344	CHURCH PENSION FUND GRP	8,553	- %	100.00%
103	L	65927	LINCOLN HERITAGE LIFE INS CO	7,800	- %	100.00%
104	L	56030	CATHOLIC FINANCIAL LIFE	6,238	- %	100.00%
105	L	57347	CATHOLIC LIFE INS	4,500	- %	100.00%
106	L	707	UNITEDHEALTH GRP	3,989	- %	100.00%
107	L	7	FEDERATED MUT GRP	3,900	- %	100.00%
108	L	28	AMICA MUT GRP	3,300	- %	100.00%
109	L	58068	INDEPENDENT ORDER OF FORESTERS US BR	2,820	- %	100.00%
110	L	473	AMERICAN FAMILY INS GRP	2,200	- %	100.00%
111	L	525	PAN AMER LIFE GRP	2,160	- %	100.00%
112	L	56499	ASSURED LIFE ASSN	2,114	- %	100.00%
113	L	4750	PRIMERICA GRP	1,565	- %	100.00%
114	L	451	FIDELITY SECURITY GRP	1,518	- %	100.00%
115	L	4712	GPM LIFE GRP	1,339	- %	100.00%
116	L	70130	UNIVERSAL GUAR LIFE INS CO	940	- %	100.00%
117	L	612	CITIZENS GRP	739	- %	100.00%
118	L	572	BCBS OF MI GRP	365	- %	100.00%
119	L	4862	ASSURITY GRP	300	- %	100.00%
120	L	19	ASSURANT INC GRP	144	- %	100.00%
121	L	8	ALLSTATE INS GRP	120	- %	100.00%
121	L	4213	WILTON RE GRP	120	- %	100.00%
123	L	565	UNUM GRP	119	- %	100.00%
124	L	276	TRUSTMARK MUT HOLDING CO GRP	100	- %	100.00%
125	L	153	PEKIN INS GRP	52	- %	100.00%
			TOTAL	1,351,726,790	100.00%	100.00%

**Life Insurance Industry
Life/Health and Fraternal Insurers
2022 Market Share Report - Total Premium
Annuity Considerations**

New York

Rank	Business Type	Group/ Company Code	Group/Company Name	Direct Written Premium	Market Share	Cumulative Market Share
1	L	1216	TIAA FAMILY GRP	3,586,560,858	13.82%	13.82%
2	L	12	AMERICAN INTL GRP	2,167,764,645	8.35%	22.17%
3	L	826	NEW YORK LIFE GRP	2,066,876,543	7.96%	30.13%
4	L	241	METROPOLITAN GRP	1,812,598,885	6.98%	37.11%
5	L	4965	EQUITABLE HOLDINGS INC GRP	1,563,806,807	6.02%	43.13%
6	L	4832	VOYA FINANCIAL GRP	1,281,544,763	4.94%	48.07%
7	L	140	NATIONWIDE CORP GRP	1,277,411,441	4.92%	52.99%
8	L	304	PRUDENTIAL OF AMER GRP	1,272,557,074	4.90%	57.89%
9	L	435	MASS MUT LIFE INS GRP	1,231,370,843	4.74%	62.64%
10	L	918	JACKSON NATL GRP	1,146,259,160	4.42%	67.05%
11	L	4932	BRIGHTHOUSE HOLDINGS GRP	1,090,016,970	4.20%	71.25%
12	L	709	PACIFIC LIFE GRP	1,061,514,054	4.09%	75.34%
13	L	836	WEST SOUTHERN GRP	891,676,425	3.43%	78.77%
14	L	20	LINCOLN NATL GRP	848,471,338	3.27%	82.04%
15	L	4734	APOLLO GLOBAL MGMT GRP	791,550,005	3.05%	85.09%
16	L	4855	SUMITOMO LIFE INS GRP	771,633,361	2.97%	88.06%
17	L	761	ALLIANZ INS GRP	638,270,432	2.46%	90.52%
18	L	4947	PROSPERITY LIFE INS GRP	443,242,038	1.71%	92.23%
19	L	332	PRINCIPAL FIN GRP	266,178,319	1.03%	93.25%
20	L	200	UNITED SERV AUTOMOBILE ASSN GRP	205,226,257	0.79%	94.04%
21	L	670	FIDELITY NATL FIN INC GRP	157,444,910	0.61%	94.65%
22	L	4	AMERIPRISE FIN GRP	148,483,544	0.57%	95.22%
23	L	769	GREAT WEST GRP	142,530,823	0.55%	95.77%
24	L	468	AEGON US HOLDING GRP	124,985,951	0.48%	96.25%
25	L	3891	GLOBAL ATLANTIC GRP	113,502,166	0.44%	96.69%
26	L	981	FIDELITY INVESTMENT INS & ANN GRP	100,185,192	0.39%	97.08%
27	L	429	GUARDIAN LIFE GRP	83,225,979	0.32%	97.40%
28	L	860	NORTHWESTERN MUT GRP	76,904,458	0.30%	97.69%
29	L	943	AMERITAS MUT HOLDING GRP	76,387,004	0.29%	97.99%
30	L	872	BANNER LIFE GRP	43,515,521	0.17%	98.15%
31	L	634	NATIONAL LIFE GRP	39,344,968	0.15%	98.31%
32	L	261	MUTUAL OF OMAHA GRP	39,058,045	0.15%	98.46%
33	L	458	DAI-ICHI LIFE HOLDINGS INC GRP	38,952,596	0.15%	98.61%
34	L	56014	THRIVENT FINANCIAL FOR LUTHERANS	37,035,519	0.14%	98.75%
35	L	408	BROOKFIELD ASSET MGMT REINS PARTNERS	34,031,480	0.13%	98.88%
36	L	4926	TALCOTT HOLDINGS GRP	33,790,575	0.13%	99.01%
37	L	4890	SBL HOLDINGS GRP	29,091,210	0.11%	99.12%
38	L	869	MINNESOTA MUT GRP	27,481,876	0.11%	99.23%
39	L	233	CNO FINANCIAL GRP	19,562,822	0.08%	99.30%
40	L	850	PENN MUT GRP	17,303,951	0.07%	99.37%
41	L	1117	MANHATTAN LIFE GRP	17,051,866	0.07%	99.44%
42	L	212	ZURICH INS GRP	16,469,810	0.06%	99.50%
43	L	88668	MUTUAL OF AMER LIFE INS CO	16,050,001	0.06%	99.56%
44	L	68772	SECURITY MUT LIFE INS CO OF NY	15,855,332	0.06%	99.62%
45	L	4736	GGC GRP	14,898,965	0.06%	99.68%
46	L	169	SENTRY INS GRP	10,672,637	0.04%	99.72%
47	L	4794	GROUP 1001 INS HOLDINGS GRP	8,945,924	0.03%	99.76%
48	L	904	JOHN HANCOCK GRP	7,882,243	0.03%	99.79%
49	L	57010	WILLIAM PENN ASSN	7,529,814	0.03%	99.82%
50	L	4213	WILTON RE GRP	6,044,302	0.02%	99.84%
51	L	176	STATE FARM GRP	4,775,162	0.02%	99.86%
52	L	5024	FORTITUDE GRP HOLDINGS LLC GRP	3,524,742	0.01%	99.87%
53	L	4925	KUVARE GRP	3,372,368	0.01%	99.88%
54	L	56332	FIRST CATH SLOVAK LADIES ASSN USA	2,794,937	0.01%	99.89%
55	L	306	TRUSTAGE GRP	2,320,614	0.01%	99.90%
56	L	57630	POLISH ROMAN CATHOLIC UNION OF AMER	1,871,268	0.01%	99.91%
57	L	56170	WOMANS LIFE INS SOCIETY	1,562,626	0.01%	99.92%
58	L	56138	CSA FRATERNAL LIFE	1,499,933	0.01%	99.92%
59	L	4011	GENWORTH FIN GRP	1,481,371	0.01%	99.93%
60	L	344	CHURCH PENSION FUND GRP	1,464,293	0.01%	99.93%
61	L	56340	FIRST CATH SLOVAK UNION OF US & CN	1,331,187	0.01%	99.94%
62	L	58033	KNIGHTS OF COLUMBUS	1,159,649	- %	99.94%
63	L	56782	NATIONAL SLOVAK SOCIETY OF THE USA	1,133,116	- %	99.95%

**Life Insurance Industry
Life/Health and Fraternal Insurers
2022 Market Share Report - Total Premium
Annuity Considerations**

New York

Rank	Business Type	Group/ Company Code	Group/Company Name	Direct Written Premium	Market Share	Cumulative Market Share
64	L	290	GLOBE LIFE INC GRP	920,629	- %	99.95%
65	L	2658	AMERICAN EQUITY INVESTMENT GRP	833,825	- %	99.95%
66	L	619	ONEAMERICA FIN PARTNERS GRP	829,016	- %	99.96%
67	L	56251	MUTUAL BENEFICIAL ASSN INC	779,676	- %	99.96%
68	L	535	COLUMBIAN LIFE GRP	746,749	- %	99.96%
69	L	56685	GBU FINANCIAL LIFE	723,269	- %	99.97%
70	L	56456	UNITED STATES LETTER CARRIERS MUT BE	629,281	- %	99.97%
71	L	57320	WOODMEN WORLD LIFE INS SOC	565,292	- %	99.97%
72	L	57541	MODERN WOODMEN OF AMER	564,754	- %	99.97%
73	L	1295	CENTENE CORP GRP	505,894	- %	99.97%
74	L	350	GENERAL ELECTRIC GRP	498,690	- %	99.98%
75	L	57622	POLISH NATL ALLIANCE US OF NA	498,679	- %	99.98%
76	L	28	AMICA MUT GRP	467,721	- %	99.98%
77	L	588	KANSAS CITY LIFE INS GRP	417,391	- %	99.98%
78	L	57142	SONS OF NORWAY	373,832	- %	99.98%
79	L	56863	PROVIDENCE ASSN UKRANIAN CATHOLICS	372,778	- %	99.98%
80	L	56758	LOYAL CHRISTIAN BENEFIT ASSN	368,785	- %	99.99%
81	L	4844	LIA HOLDINGS GRP	361,079	- %	99.99%
82	L	1	CVS GRP	281,814	- %	99.99%
83	L	704	CONSTELLATION INS HOLDINGS GRP	280,227	- %	99.99%
84	L	57290	WORKMENS BENEFIT FUND OF THE USA	252,759	- %	99.99%
85	L	56693	GCU	250,348	- %	99.99%
86	L	244	CINCINNATI FIN GRP	212,000	- %	99.99%
87	L	3436	LIBERTY LIFE GRP TRUST GRP	203,650	- %	99.99%
88	L	901	CIGNA HLTH GRP	197,510	- %	99.99%
89	L	57215	UKRAINIAN NATL ASSN INC	184,330	- %	99.99%
90	L	56820	POLISH FALCONS OF AMER	162,300	- %	100.00%
91	L	58181	SUPREME COUNCIL THE ROYAL ARCANUM	112,800	- %	100.00%
92	L	7	FEDERATED MUT GRP	108,765	- %	100.00%
93	L	58009	POLICE & FIREMENS INS ASSN	106,832	- %	100.00%
94	L	4553	SAVINGS BANK LIFE GRP	98,328	- %	100.00%
95	L	4616	EVERENCE GRP	89,187	- %	100.00%
96	L	300	HORACE MANN GRP	67,130	- %	100.00%
97	L	315	INDUSTRIAL ALLIANCE GRP	56,856	- %	100.00%
98	L	1211	NATIONAL GUARDIAN LIFE INS GRP	53,581	- %	100.00%
99	L	4853	AAA LIFE GRP	50,000	- %	100.00%
99	L	57487	CATHOLIC ORDER OF FORESTERS	50,000	- %	100.00%
101	L	451	FIDELITY SECURITY GRP	34,000	- %	100.00%
102	L	62510	EQUITRUST LIFE INS CO	30,322	- %	100.00%
103	L	56154	GLENER LIFE INS SOCIETY	30,000	- %	100.00%
104	L	454	SECURITY NATL GRP	28,826	- %	100.00%
105	L	56030	CATHOLIC FINANCIAL LIFE	25,212	- %	100.00%
106	L	525	PAN AMER LIFE GRP	25,000	- %	100.00%
107	L	781	UNION LABOR GRP	17,982	- %	100.00%
108	L	57657	ROYAL NEIGHBORS OF AMER	17,560	- %	100.00%
109	L	50	COUNTRY INS & FIN SERV GRP	16,500	- %	100.00%
110	L	5014	EVERLAKE HOLDINGS GRP	16,400	- %	100.00%
111	L	19	ASSURANT INC GRP	16,200	- %	100.00%
112	L	213	ERIE INS GRP	15,740	- %	100.00%
113	L	56413	UNITED TRANSPORTATION UNION INS ASSN	13,255	- %	100.00%
114	L	57193	SLOVAK CATHOLIC SOKOL	11,000	- %	100.00%
115	L	615	BENEFICIAL LIFE GRP	10,000	- %	100.00%
116	L	64505	HOMESTEADERS LIFE CO	9,917	- %	100.00%
117	L	3098	TOKIO MARINE HOLDINGS INC GRP	8,829	- %	100.00%
118	L	58068	INDEPENDENT ORDER OF FORESTERS US BR	7,800	- %	100.00%
119	L	56839	POLISH NATL UNION OF AMER	7,300	- %	100.00%
120	L	542	INDIANA FARM BUREAU GRP	6,550	- %	100.00%
121	L	4750	PRIMERICA GRP	3,856	- %	100.00%
122	L	707	UNITEDHEALTH GRP	2,742	- %	100.00%
123	L	473	AMERICAN FAMILY INS GRP	2,400	- %	100.00%
124	L	612	CITIZENS GRP	2,081	- %	100.00%
125	L	4877	TWA & AMFI CORP GRP	1,680	- %	100.00%
			TOTAL	25,960,688,224	100.00%	100.00%

**Life Insurance Industry
Life/Health and Fraternal Insurers
2022 Market Share Report - Total Premium
Annuity Considerations**

North Carolina

Rank	Business Type	Group/ Company Code	Group/Company Name	Direct Written Premium	Market Share	Cumulative Market Share
1	L	241	METROPOLITAN GRP	1,649,441,826	12.04%	12.04%
2	L	4734	APOLLO GLOBAL MGMT GRP	1,367,614,165	9.98%	22.02%
3	L	304	PRUDENTIAL OF AMER GRP	1,176,841,597	8.59%	30.61%
4	L	12	AMERICAN INTL GRP	794,826,743	5.80%	36.42%
5	L	435	MASS MUT LIFE INS GRP	760,762,476	5.55%	41.97%
6	L	20	LINCOLN NATL GRP	613,192,905	4.48%	46.45%
7	L	4965	EQUITABLE HOLDINGS INC GRP	504,010,071	3.68%	50.12%
8	L	140	NATIONWIDE CORP GRP	469,703,777	3.43%	53.55%
9	L	826	NEW YORK LIFE GRP	407,306,498	2.97%	56.53%
10	L	761	ALLIANZ INS GRP	396,517,053	2.89%	59.42%
11	L	918	JACKSON NATL GRP	387,439,952	2.83%	62.25%
12	L	4932	BRIGHTHOUSE HOLDINGS GRP	371,146,362	2.71%	64.96%
13	L	3891	GLOBAL ATLANTIC GRP	365,042,942	2.66%	67.62%
14	L	1216	TIAA FAMILY GRP	355,709,547	2.60%	70.22%
15	L	670	FIDELITY NATL FIN INC GRP	313,780,212	2.29%	72.51%
16	L	431	SAMMONS ENTERPRISES GRP	292,137,976	2.13%	74.64%
17	L	4794	GROUP 1001 INS HOLDINGS GRP	248,251,801	1.81%	76.45%
18	L	4832	VOYA FINANCIAL GRP	234,179,979	1.71%	78.16%
19	L	836	WEST SOUTHERN GRP	229,093,386	1.67%	79.84%
20	L	709	PACIFIC LIFE GRP	191,890,970	1.40%	81.24%
21	L	200	UNITED SERV AUTOMOBILE ASSN GRP	166,438,898	1.21%	82.45%
22	L	2658	AMERICAN EQUITY INVESTMENT GRP	147,693,366	1.08%	83.53%
23	L	4890	SBL HOLDINGS GRP	144,466,186	1.05%	84.58%
24	L	4855	SUMITOMO LIFE INS GRP	129,887,303	0.95%	85.53%
25	L	4888	STERLING FINANCIAL INS GRP INC	127,587,193	0.93%	86.46%
26	L	332	PRINCIPAL FIN GRP	105,539,501	0.77%	87.23%
27	L	4	AMERIPRISE FIN GRP	101,173,664	0.74%	87.97%
28	L	233	CNO FINANCIAL GRP	96,346,600	0.70%	88.68%
29	L	4925	KUVARE GRP	84,960,468	0.62%	89.30%
30	L	1348	MEIJI YASUDA LIFE INS GRP	81,776,546	0.60%	89.89%
31	L	872	BANNER LIFE GRP	78,918,354	0.58%	90.47%
32	L	306	TRUSTAGE GRP	75,155,593	0.55%	91.02%
33	L	3098	TOKIO MARINE HOLDINGS INC GRP	71,445,813	0.52%	91.54%
34	L	634	NATIONAL LIFE GRP	67,344,508	0.49%	92.03%
35	L	57320	WOODMEN WORLD LIFE INS SOC	59,370,104	0.43%	92.46%
36	L	4824	ADVANTAGE CAPITAL GRP	56,949,418	0.42%	92.88%
37	L	860	NORTHWESTERN MUT GRP	55,485,328	0.41%	93.28%
38	L	56014	THRIVENT FINANCIAL FOR LUTHERANS	53,853,902	0.39%	93.68%
39	L	62510	EQUITRUST LIFE INS CO	51,334,878	0.37%	94.05%
40	L	3436	LIBERTY LIFE GRP TRUST GRP	48,709,259	0.36%	94.41%
41	L	458	DAI-ICHI LIFE HOLDINGS INC GRP	46,663,934	0.34%	94.75%
42	L	869	MINNESOTA MUT GRP	46,195,618	0.34%	95.09%
43	L	619	ONEAMERICA FIN PARTNERS GRP	44,302,070	0.32%	95.41%
44	L	4947	PROSPERITY LIFE INS GRP	43,924,287	0.32%	95.73%
45	L	60445	SAGICOR LIFE INS CO	39,796,599	0.29%	96.02%
46	L	429	GUARDIAN LIFE GRP	36,113,885	0.26%	96.28%
47	L	261	MUTUAL OF OMAHA GRP	36,023,162	0.26%	96.55%
48	L	4988	BAYVIEW ASSET MANAGEMENT GRP	35,802,914	0.26%	96.81%
49	L	4736	GGC GRP	33,173,884	0.24%	97.05%
50	L	57541	MODERN WOODMEN OF AMER	30,095,978	0.22%	97.27%
51	L	943	AMERITAS MUT HOLDING GRP	30,073,219	0.22%	97.49%
52	L	408	BROOKFIELD ASSET MGMT REINS PARTNERS	27,056,414	0.20%	97.69%
53	L	300	HORACE MANN GRP	26,159,903	0.19%	97.88%
54	L	14924	SECU LIFE INS CO	22,879,769	0.17%	98.05%
55	L	574	AMERCO CORP GRP	22,734,899	0.17%	98.21%
56	L	981	FIDELITY INVESTMENT INS & ANN GRP	22,373,275	0.16%	98.37%
57	L	449	FINANCIAL HOLDINGS GRP	21,924,428	0.16%	98.53%
58	L	5016	AQUARIAN INS HOLDINGS GRP	19,197,958	0.14%	98.67%
59	L	68896	SOUTHERN FARM BUREAU LIFE INS CO	15,878,784	0.12%	98.79%
60	L	468	AEGON US HOLDING GRP	14,832,625	0.11%	98.90%
61	L	850	PENN MUT GRP	12,638,105	0.09%	98.99%
62	L	4752	GREGG E ZAHN GRP	10,850,213	0.08%	99.07%
63	L	56693	GCU	9,689,717	0.07%	99.14%

**Life Insurance Industry
Life/Health and Fraternal Insurers
2022 Market Share Report - Total Premium
Annuity Considerations**

North Carolina

Rank	Business Type	Group/ Company Code	Group/Company Name	Direct Written Premium	Market Share	Cumulative Market Share
64	L	801	DIRECTORS INVESTMENT GRP	8,970,846	0.07%	99.21%
65	L	169	SENTRY INS GRP	8,963,137	0.07%	99.27%
66	L	67423	ASPIDA LIFE INS CO	8,959,122	0.07%	99.34%
67	L	4926	TALCOTT HOLDINGS GRP	8,808,002	0.06%	99.40%
68	L	176	STATE FARM GRP	8,437,701	0.06%	99.46%
69	L	69272	IBEXIS LIFE & ANN INS CO	7,743,816	0.06%	99.52%
70	L	212	ZURICH INS GRP	7,009,651	0.05%	99.57%
71	L	84174	ELCO MUT LIFE & ANN	6,242,114	0.05%	99.62%
72	L	56782	NATIONAL SLOVAK SOCIETY OF THE USA	5,734,885	0.04%	99.66%
73	L	280	AUTO OWNERS GRP	5,468,678	0.04%	99.70%
74	L	67180	OHIO STATE LIFE INS CO	4,284,323	0.03%	99.73%
75	L	213	ERIE INS GRP	3,920,256	0.03%	99.76%
76	L	4941	NATIONAL WESTERN LIFE GRP	3,367,978	0.02%	99.78%
77	L	290	GLOBE LIFE INC GRP	2,863,618	0.02%	99.80%
78	L	56685	GBU FINANCIAL LIFE	2,525,647	0.02%	99.82%
79	L	4844	LIA HOLDINGS GRP	2,423,963	0.02%	99.84%
80	L	4903	CALTON HOLDINGS GRP	2,326,300	0.02%	99.86%
81	L	769	GREAT WEST GRP	1,689,596	0.01%	99.87%
82	L	244	CINCINNATI FIN GRP	1,648,662	0.01%	99.88%
83	L	1117	MANHATTAN LIFE GRP	1,467,953	0.01%	99.89%
84	L	57657	ROYAL NEIGHBORS OF AMER	1,302,291	0.01%	99.90%
85	L	4213	WILTON RE GRP	1,162,472	0.01%	99.91%
86	L	5014	EVERLAKE HOLDINGS GRP	1,156,893	0.01%	99.92%
87	L	704	CONSTELLATION INS HOLDINGS GRP	1,120,790	0.01%	99.93%
88	L	315	INDUSTRIAL ALLIANCE GRP	985,581	0.01%	99.93%
89	L	64505	HOMESTEADERS LIFE CO	984,156	0.01%	99.94%
90	L	4639	RGA INC GRP	976,319	0.01%	99.95%
91	L	1211	NATIONAL GUARDIAN LIFE INS GRP	804,700	0.01%	99.95%
92	L	4553	SAVINGS BANK LIFE GRP	695,159	0.01%	99.96%
93	L	5024	FORTITUDE GRP HOLDINGS LLC GRP	660,653	- %	99.96%
94	L	588	KANSAS CITY LIFE INS GRP	647,321	- %	99.97%
95	L	535	COLUMBIAN LIFE GRP	638,446	- %	99.97%
96	L	4011	GENWORTH FIN GRP	525,055	- %	99.98%
97	L	56340	FIRST CATH SLOVAK UNION OF US & CN	427,095	- %	99.98%
98	L	344	CHURCH PENSION FUND GRP	374,707	- %	99.98%
99	L	904	JOHN HANCOCK GRP	368,979	- %	99.99%
100	L	56332	FIRST CATH SLOVAK LADIES ASSN USA	341,058	- %	99.99%
101	L	56154	GLEANER LIFE INS SOCIETY	271,950	- %	99.99%
102	L	58181	SUPREME COUNCIL THE ROYAL ARCANUM	168,322	- %	99.99%
103	L	56030	CATHOLIC FINANCIAL LIFE	132,647	- %	99.99%
104	L	57630	POLISH ROMAN CATHOLIC UNION OF AMER	123,586	- %	99.99%
105	L	7	FEDERATED MUT GRP	95,572	- %	99.99%
106	L	56456	UNITED STATES LETTER CARRIERS MUT BE	87,369	- %	99.99%
107	L	4877	TWA & AMFI CORP GRP	76,615	- %	100.00%
108	L	525	PAN AMER LIFE GRP	75,315	- %	100.00%
109	L	28	AMICA MUT GRP	67,480	- %	100.00%
110	L	61212	BALTIMORE LIFE INS CO	58,877	- %	100.00%
111	L	451	FIDELITY SECURITY GRP	56,337	- %	100.00%
112	L	367	PHYSICIANS MUT GRP	49,552	- %	100.00%
113	L	62928	EMC NATL LIFE CO	46,510	- %	100.00%
114	L	4750	PRIMERICA GRP	44,768	- %	100.00%
115	L	57010	WILLIAM PENN ASSN	30,521	- %	100.00%
116	L	3527	AMERICAN ENTERPRISE MUT GRP	28,661	- %	100.00%
117	L	454	SECURITY NATL GRP	27,620	- %	100.00%
118	L	71404	CONTINENTAL GEN INS CO	19,766	- %	100.00%
119	L	57487	CATHOLIC ORDER OF FORESTERS	15,475	- %	100.00%
120	L	64580	ILLINOIS MUT LIFE INS CO	14,800	- %	100.00%
121	L	707	UNITEDHEALTH GRP	13,878	- %	100.00%
122	L	57142	SONS OF NORWAY	12,056	- %	100.00%
123	L	4853	AAA LIFE GRP	12,000	- %	100.00%
124	L	587	ATLANTIC AMER GRP	11,124	- %	100.00%
125	L	56170	WOMANS LIFE INS SOCIETY	10,668	- %	100.00%
			TOTAL	13,699,341,962	100.00%	100.00%

**Life Insurance Industry
Life/Health and Fraternal Insurers
2022 Market Share Report - Total Premium
Annuity Considerations**

North Dakota

Rank	Business Type	Group/ Company Code	Group/Company Name	Direct Written Premium	Market Share	Cumulative Market Share
1	L	20	LINCOLN NATL GRP	402,601,705	27.58%	27.58%
2	L	304	PRUDENTIAL OF AMER GRP	188,407,382	12.91%	40.48%
3	L	56014	THRIVENT FINANCIAL FOR LUTHERANS	86,814,316	5.95%	46.43%
4	L	4932	BRIGHTHOUSE HOLDINGS GRP	65,578,187	4.49%	50.92%
5	L	761	ALLIANZ INS GRP	47,707,075	3.27%	54.19%
6	L	3891	GLOBAL ATLANTIC GRP	45,655,887	3.13%	57.32%
7	L	435	MASS MUT LIFE INS GRP	45,197,804	3.10%	60.41%
8	L	826	NEW YORK LIFE GRP	41,556,592	2.85%	63.26%
9	L	140	NATIONWIDE CORP GRP	34,886,104	2.39%	65.65%
10	L	918	JACKSON NATL GRP	34,858,943	2.39%	68.04%
11	L	4988	BAYVIEW ASSET MANAGEMENT GRP	34,149,423	2.34%	70.38%
12	L	431	SAMMONS ENTERPRISES GRP	33,013,024	2.26%	72.64%
13	L	1216	TIAA FAMILY GRP	31,018,444	2.12%	74.76%
14	L	4734	APOLLO GLOBAL MGMT GRP	28,918,978	1.98%	76.75%
15	L	4925	KUVARE GRP	28,234,768	1.93%	78.68%
16	L	12	AMERICAN INTL GRP	27,318,074	1.87%	80.55%
17	L	709	PACIFIC LIFE GRP	22,110,075	1.51%	82.07%
18	L	670	FIDELITY NATL FIN INC GRP	21,160,217	1.45%	83.51%
19	L	4965	EQUITABLE HOLDINGS INC GRP	18,815,904	1.29%	84.80%
20	L	4	AMERIPRISE FIN GRP	16,093,087	1.10%	85.91%
21	L	4794	GROUP 1001 INS HOLDINGS GRP	14,210,491	0.97%	86.88%
22	L	300	HORACE MANN GRP	12,470,218	0.85%	87.73%
23	L	60445	SAGICOR LIFE INS CO	12,148,283	0.83%	88.57%
24	L	2658	AMERICAN EQUITY INVESTMENT GRP	10,443,622	0.72%	89.28%
25	L	4888	STERLING FINANCIAL INS GRP INC	10,395,640	0.71%	89.99%
26	L	869	MINNESOTA MUT GRP	9,960,729	0.68%	90.68%
27	L	4752	GREGG E ZAHN GRP	9,781,465	0.67%	91.35%
28	L	1117	MANHATTAN LIFE GRP	8,477,794	0.58%	91.93%
29	L	836	WEST SOUTHERN GRP	8,074,776	0.55%	92.48%
30	L	4832	VOYA FINANCIAL GRP	8,071,784	0.55%	93.03%
31	L	4855	SUMITOMO LIFE INS GRP	8,023,324	0.55%	93.58%
32	L	860	NORTHWESTERN MUT GRP	7,987,194	0.55%	94.13%
33	L	241	METROPOLITAN GRP	6,952,497	0.48%	94.61%
34	L	62510	EQUITRUST LIFE INS CO	6,200,474	0.42%	95.03%
35	L	332	PRINCIPAL FIN GRP	6,115,506	0.42%	95.45%
36	L	57541	MODERN WOODMEN OF AMER	5,080,976	0.35%	95.80%
37	L	1348	MEIJI YASUDA LIFE INS GRP	4,555,789	0.31%	96.11%
38	L	3098	TOKIO MARINE HOLDINGS INC GRP	4,376,508	0.30%	96.41%
39	L	468	AEGON US HOLDING GRP	4,287,520	0.29%	96.70%
40	L	67423	ASPIDA LIFE INS CO	3,934,333	0.27%	96.97%
41	L	4890	SBL HOLDINGS GRP	3,886,519	0.27%	97.24%
42	L	619	ONEAMERICA FIN PARTNERS GRP	3,670,941	0.25%	97.49%
43	L	801	DIRECTORS INVESTMENT GRP	3,465,280	0.24%	97.73%
44	L	169	SENTRY INS GRP	3,293,337	0.23%	97.95%
45	L	233	CNO FINANCIAL GRP	2,195,519	0.15%	98.10%
46	L	943	AMERITAS MUT HOLDING GRP	2,054,585	0.14%	98.24%
47	L	200	UNITED SERV AUTOMOBILE ASSN GRP	2,003,027	0.14%	98.38%
48	L	458	DAI-ICHI LIFE HOLDINGS INC GRP	1,937,142	0.13%	98.51%
49	L	513	IOWA FARM BUREAU GRP	1,931,367	0.13%	98.65%
50	L	981	FIDELITY INVESTMENT INS & ANN GRP	1,646,735	0.11%	98.76%
51	L	261	MUTUAL OF OMAHA GRP	1,542,931	0.11%	98.86%
52	L	306	TRUSTAGE GRP	1,508,155	0.10%	98.97%
53	L	4736	GGC GRP	1,478,491	0.10%	99.07%
54	L	176	STATE FARM GRP	1,384,334	0.09%	99.16%
55	L	4824	ADVANTAGE CAPITAL GRP	1,282,302	0.09%	99.25%
56	L	408	BROOKFIELD ASSET MGMT REINS PARTNERS	1,209,229	0.08%	99.33%
57	L	634	NATIONAL LIFE GRP	943,793	0.06%	99.40%
58	L	212	ZURICH INS GRP	710,961	0.05%	99.45%
59	L	280	AUTO OWNERS GRP	677,702	0.05%	99.49%
60	L	57487	CATHOLIC ORDER OF FORESTERS	617,426	0.04%	99.54%
61	L	57053	CATHOLIC UNITED FINANCIAL	547,362	0.04%	99.57%
62	L	4844	LIA HOLDINGS GRP	500,864	0.03%	99.61%
63	L	4900	US ALLIANCE CORP GRP	462,195	0.03%	99.64%

**Life Insurance Industry
Life/Health and Fraternal Insurers
2022 Market Share Report - Total Premium
Annuity Considerations**

North Dakota

Rank	Business Type	Group/ Company Code	Group/Company Name	Direct Written Premium	Market Share	Cumulative Market Share
64	L	5016	AQUARIAN INS HOLDINGS GRP	356,371	0.02%	99.66%
65	L	4926	TALCOTT HOLDINGS GRP	352,346	0.02%	99.69%
66	L	4553	SAVINGS BANK LIFE GRP	350,000	0.02%	99.71%
67	L	574	AMERCO CORP GRP	336,584	0.02%	99.74%
68	L	449	FINANCIAL HOLDINGS GRP	333,092	0.02%	99.76%
69	L	5024	FORTITUDE GRP HOLDINGS LLC GRP	309,352	0.02%	99.78%
70	L	56685	GBU FINANCIAL LIFE	296,279	0.02%	99.80%
71	L	56030	CATHOLIC FINANCIAL LIFE	279,957	0.02%	99.82%
72	L	1211	NATIONAL GUARDIAN LIFE INS GRP	238,427	0.02%	99.84%
73	L	4903	CALTON HOLDINGS GRP	236,156	0.02%	99.85%
74	L	57142	SONS OF NORWAY	227,194	0.02%	99.87%
75	L	5014	EVERLAKE HOLDINGS GRP	214,614	0.01%	99.88%
76	L	50	COUNTRY INS & FIN SERV GRP	189,532	0.01%	99.90%
77	L	473	AMERICAN FAMILY INS GRP	182,126	0.01%	99.91%
78	L	3436	LIBERTY LIFE GRP TRUST GRP	164,235	0.01%	99.92%
79	L	872	BANNER LIFE GRP	158,152	0.01%	99.93%
80	L	4941	NATIONAL WESTERN LIFE GRP	125,128	0.01%	99.94%
81	L	904	JOHN HANCOCK GRP	121,507	0.01%	99.95%
82	L	62928	EMC NATL LIFE CO	102,177	0.01%	99.95%
83	L	850	PENN MUT GRP	100,000	0.01%	99.96%
84	L	56332	FIRST CATH SLOVAK LADIES ASSN USA	83,350	0.01%	99.97%
85	L	588	KANSAS CITY LIFE INS GRP	58,994	- %	99.97%
86	L	58017	BETTERLIFE	55,726	- %	99.97%
87	L	4853	AAA LIFE GRP	54,347	- %	99.98%
88	L	4011	GENWORTH FIN GRP	52,300	- %	99.98%
89	L	4947	PROSPERITY LIFE INS GRP	50,000	- %	99.98%
90	L	315	INDUSTRIAL ALLIANCE GRP	49,140	- %	99.99%
91	L	56413	UNITED TRANSPORTATION UNION INS ASSN	38,253	- %	99.99%
92	L	57657	ROYAL NEIGHBORS OF AMER	32,912	- %	99.99%
93	L	56170	WOMANS LIFE INS SOCIETY	26,300	- %	99.99%
94	L	7	FEDERATED MUT GRP	15,900	- %	100.00%
95	L	769	GREAT WEST GRP	15,893	- %	100.00%
96	L	4996	UPSTREAM HOLDINGS GRP	10,894	- %	100.00%
97	L	56456	UNITED STATES LETTER CARRIERS MUT BE	9,575	- %	100.00%
98	L	60542	AMERICAN HOME LIFE INS CO	5,600	- %	100.00%
99	L	429	GUARDIAN LIFE GRP	4,500	- %	100.00%
100	L	71404	CONTINENTAL GEN INS CO	3,000	- %	100.00%
101	L	5038	MIDWEST HOLDINGS INC GRP	2,500	- %	100.00%
102	L	290	GLOBE LIFE INC GRP	2,396	- %	100.00%
103	L	572	BCBS OF MI GRP	2,249	- %	100.00%
104	L	56383	ORDER OF UNITED COMMERCIAL TRAVELERS	2,000	- %	100.00%
105	L	65927	LINCOLN HERITAGE LIFE INS CO	992	- %	100.00%
106	L	707	UNITEDHEALTH GRP	600	- %	100.00%
106	L	57320	WOODMEN WORLD LIFE INS SOC	600	- %	100.00%
108	L	8	ALLSTATE INS GRP	420	- %	100.00%
109	L	3527	AMERICAN ENTERPRISE MUT GRP	300	- %	100.00%
110	L	344	CHURCH PENSION FUND GRP	273	- %	100.00%
111	L	4750	PRIMERICA GRP	261	- %	100.00%
112	L	57568	1891 FINANCIAL LIFE	110	- %	100.00%
113	L	69132	STATE MUT INS CO	65	- %	100.00%
114	L	11121	UNIFIED LIFE INS CO	60	- %	100.00%
			TOTAL	1,459,847,848	100.00%	100.00%

**Life Insurance Industry
Life/Health and Fraternal Insurers
2022 Market Share Report - Total Premium
Annuity Considerations**

Ohio

Rank	Business Type	Group/ Company Code	Group/Company Name	Direct Written Premium	Market Share	Cumulative Market Share
1	L	4734	APOLLO GLOBAL MGMT GRP	1,368,025,420	9.07%	9.07%
2	L	435	MASS MUT LIFE INS GRP	847,854,220	5.62%	14.69%
3	L	12	AMERICAN INTL GRP	805,976,109	5.34%	20.04%
4	L	20	LINCOLN NATL GRP	705,402,945	4.68%	24.71%
5	L	4965	EQUITABLE HOLDINGS INC GRP	691,871,657	4.59%	29.30%
6	L	140	NATIONWIDE CORP GRP	683,916,047	4.53%	33.84%
7	L	670	FIDELITY NATL FIN INC GRP	653,214,389	4.33%	38.17%
8	L	761	ALLIANZ INS GRP	621,585,135	4.12%	42.29%
9	L	4832	VOYA FINANCIAL GRP	613,316,218	4.07%	46.36%
10	L	918	JACKSON NATL GRP	607,972,744	4.03%	50.39%
11	L	304	PRUDENTIAL OF AMER GRP	606,410,312	4.02%	54.41%
12	L	826	NEW YORK LIFE GRP	551,367,539	3.66%	58.06%
13	L	3891	GLOBAL ATLANTIC GRP	459,751,392	3.05%	61.11%
14	L	709	PACIFIC LIFE GRP	397,658,999	2.64%	63.75%
15	L	836	WEST SOUTHERN GRP	392,781,413	2.60%	66.35%
16	L	1216	TIAA FAMILY GRP	383,731,362	2.54%	68.90%
17	L	4932	BRIGHTHOUSE HOLDINGS GRP	375,544,956	2.49%	71.39%
18	L	431	SAMMONS ENTERPRISES GRP	360,416,074	2.39%	73.78%
19	L	241	METROPOLITAN GRP	226,931,626	1.50%	75.28%
20	L	4855	SUMITOMO LIFE INS GRP	199,530,277	1.32%	76.60%
21	L	200	UNITED SERV AUTOMOBILE ASSN GRP	183,722,529	1.22%	77.82%
22	L	4890	SBL HOLDINGS GRP	182,498,286	1.21%	79.03%
23	L	4	AMERIPRISE FIN GRP	172,322,414	1.14%	80.18%
24	L	4947	PROSPERITY LIFE INS GRP	171,889,790	1.14%	81.32%
25	L	4925	KUVARE GRP	170,101,889	1.13%	82.44%
26	L	4794	GROUP 1001 INS HOLDINGS GRP	156,451,893	1.04%	83.48%
27	L	4988	BAYVIEW ASSET MANAGEMENT GRP	150,100,876	1.00%	84.48%
28	L	332	PRINCIPAL FIN GRP	146,194,730	0.97%	85.44%
29	L	2658	AMERICAN EQUITY INVESTMENT GRP	139,789,350	0.93%	86.37%
30	L	62510	EQUITRUST LIFE INS CO	131,064,163	0.87%	87.24%
31	L	872	BANNER LIFE GRP	127,147,222	0.84%	88.08%
32	L	56014	THRIVENT FINANCIAL FOR LUTHERANS	114,524,950	0.76%	88.84%
33	L	619	ONEAMERICA FIN PARTNERS GRP	99,224,502	0.66%	89.50%
34	L	3098	TOKIO MARINE HOLDINGS INC GRP	91,351,134	0.61%	90.11%
35	L	5038	MIDWEST HOLDINGS INC GRP	90,297,519	0.60%	90.71%
36	L	943	AMERITAS MUT HOLDING GRP	88,525,727	0.59%	91.29%
37	L	4824	ADVANTAGE CAPITAL GRP	79,201,052	0.53%	91.82%
38	L	458	DAI-ICHI LIFE HOLDINGS INC GRP	76,732,780	0.51%	92.33%
39	L	408	BROOKFIELD ASSET MGMT REINS PARTNERS	68,765,616	0.46%	92.78%
40	L	860	NORTHWESTERN MUT GRP	61,551,550	0.41%	93.19%
41	L	1348	MEIJI YASUDA LIFE INS GRP	60,177,611	0.40%	93.59%
42	L	306	TRUSTAGE GRP	60,072,640	0.40%	93.99%
43	L	60445	SAGICOR LIFE INS CO	50,832,239	0.34%	94.33%
44	L	57541	MODERN WOODMEN OF AMER	49,617,331	0.33%	94.65%
45	L	869	MINNESOTA MUT GRP	46,918,276	0.31%	94.97%
46	L	4736	GGC GRP	46,354,989	0.31%	95.27%
47	L	233	CNO FINANCIAL GRP	44,080,045	0.29%	95.56%
48	L	261	MUTUAL OF OMAHA GRP	42,479,100	0.28%	95.85%
49	L	56685	GBU FINANCIAL LIFE	39,205,973	0.26%	96.11%
50	L	4888	STERLING FINANCIAL INS GRP INC	33,832,387	0.22%	96.33%
51	L	981	FIDELITY INVESTMENT INS & ANN GRP	32,797,497	0.22%	96.55%
52	L	429	GUARDIAN LIFE GRP	31,252,545	0.21%	96.76%
53	L	850	PENN MUT GRP	27,030,392	0.18%	96.93%
54	L	801	DIRECTORS INVESTMENT GRP	27,014,760	0.18%	97.11%
55	L	56693	GCU	24,830,063	0.16%	97.28%
56	L	468	AEGON US HOLDING GRP	24,483,206	0.16%	97.44%
57	L	634	NATIONAL LIFE GRP	24,379,353	0.16%	97.60%
58	L	169	SENTRY INS GRP	21,869,315	0.15%	97.75%
59	L	67423	ASPIDA LIFE INS CO	21,422,542	0.14%	97.89%
60	L	449	FINANCIAL HOLDINGS GRP	21,138,811	0.14%	98.03%
61	L	84174	ELCO MUT LIFE & ANN	21,010,964	0.14%	98.17%
62	L	904	JOHN HANCOCK GRP	15,974,041	0.11%	98.27%
63	L	56707	ISDA FRATERNAL ASSOC	15,941,728	0.11%	98.38%

Life Insurance Industry
Life/Health and Fraternal Insurers
2022 Market Share Report - Total Premium
Annuity Considerations

Ohio

Rank	Business Type	Group/ Company Code	Group/Company Name	Direct Written Premium	Market Share	Cumulative Market Share
64	L	56154	GLENER LIFE INS SOCIETY	12,944,809	0.09%	98.47%
65	L	330	AMERICAN FIDELITY CORP GRP	12,613,359	0.08%	98.55%
66	L	176	STATE FARM GRP	12,543,335	0.08%	98.63%
67	L	212	ZURICH INS GRP	11,964,837	0.08%	98.71%
68	L	5016	AQUARIAN INS HOLDINGS GRP	11,779,940	0.08%	98.79%
69	L	3436	LIBERTY LIFE GRP TRUST GRP	11,078,240	0.07%	98.86%
70	L	574	AMERCO CORP GRP	10,705,262	0.07%	98.93%
71	L	300	HORACE MANN GRP	10,046,252	0.07%	99.00%
72	L	588	KANSAS CITY LIFE INS GRP	9,578,504	0.06%	99.07%
73	L	56316	CATHOLIC LADIES OF COLUMBIA	9,406,715	0.06%	99.13%
74	L	56340	FIRST CATH SLOVAK UNION OF US & CN	9,032,725	0.06%	99.19%
75	L	4926	TALCOTT HOLDINGS GRP	8,867,935	0.06%	99.25%
76	L	280	AUTO OWNERS GRP	7,862,473	0.05%	99.30%
77	L	56782	NATIONAL SLOVAK SOCIETY OF THE USA	7,376,973	0.05%	99.35%
78	L	5024	FORTITUDE GRP HOLDINGS LLC GRP	7,067,300	0.05%	99.39%
79	L	56227	KSKJ LIFE	6,454,996	0.04%	99.44%
80	L	1117	MANHATTAN LIFE GRP	5,692,778	0.04%	99.47%
81	L	704	CONSTELLATION INS HOLDINGS GRP	5,674,226	0.04%	99.51%
82	L	244	CINCINNATI FIN GRP	5,240,556	0.03%	99.55%
83	L	69272	IBEXIS LIFE & ANN INS CO	4,645,830	0.03%	99.58%
84	L	57487	CATHOLIC ORDER OF FORESTERS	4,613,085	0.03%	99.61%
85	L	56332	FIRST CATH SLOVAK LADIES ASSN USA	4,605,291	0.03%	99.64%
86	L	4903	CALTON HOLDINGS GRP	4,034,337	0.03%	99.67%
87	L	769	GREAT WEST GRP	3,623,607	0.02%	99.69%
88	L	291	ENCOVA MUT INS GRP	2,950,980	0.02%	99.71%
89	L	4616	EVERENCE GRP	2,875,976	0.02%	99.73%
90	L	4844	LIA HOLDINGS GRP	2,746,209	0.02%	99.75%
91	L	57010	WILLIAM PENN ASSN	2,421,229	0.02%	99.76%
92	L	1211	NATIONAL GUARDIAN LIFE INS GRP	2,312,144	0.02%	99.78%
93	L	213	ERIE INS GRP	2,254,274	0.01%	99.79%
94	L	56197	ALLIANCE OF TRANSYLVANIAN SAXONS	2,234,539	0.01%	99.81%
95	L	56324	CZECH CATHOLIC UNION	1,949,654	0.01%	99.82%
96	L	1	CVS GRP	1,704,849	0.01%	99.83%
97	L	60230	FARMERS LIFE INS CO	1,590,757	0.01%	99.84%
98	L	67180	OHIO STATE LIFE INS CO	1,505,092	0.01%	99.85%
99	L	56138	CSA FRATERNAL LIFE	1,438,906	0.01%	99.86%
100	L	4639	RGA INC GRP	1,395,076	0.01%	99.87%
101	L	57320	WOODMEN WORLD LIFE INS SOC	1,384,986	0.01%	99.88%
102	L	64505	HOMESTEADERS LIFE CO	1,329,363	0.01%	99.89%
103	L	56634	CROATIAN FRATERNAL UNION OF AMER	1,276,423	0.01%	99.90%
104	L	4941	NATIONAL WESTERN LIFE GRP	1,235,242	0.01%	99.91%
105	L	56758	LOYAL CHRISTIAN BENEFIT ASSN	1,137,307	0.01%	99.91%
106	L	57215	UKRAINIAN NATL ASSN INC	1,094,233	0.01%	99.92%
107	L	57630	POLISH ROMAN CATHOLIC UNION OF AMER	944,959	0.01%	99.93%
108	L	57673	SLOVENE NATL BENEFIT SOCIETY	902,097	0.01%	99.93%
109	L	315	INDUSTRIAL ALLIANCE GRP	780,393	0.01%	99.94%
110	L	58033	KNIGHTS OF COLUMBUS	668,326	- %	99.94%
111	L	4966	INSURANCE CAPITAL GRP	627,860	- %	99.95%
112	L	88668	MUTUAL OF AMER LIFE INS CO	599,527	- %	99.95%
113	L	60542	AMERICAN HOME LIFE INS CO	543,611	- %	99.95%
114	L	99600	AMERICAN CENTURY LIFE INS CO	517,461	- %	99.96%
115	L	290	GLOBE LIFE INC GRP	479,735	- %	99.96%
116	L	367	PHYSICIANS MUT GRP	471,252	- %	99.96%
117	L	535	COLUMBIAN LIFE GRP	399,735	- %	99.97%
118	L	5014	EVERLAKE HOLDINGS GRP	371,124	- %	99.97%
119	L	57657	ROYAL NEIGHBORS OF AMER	358,965	- %	99.97%
120	L	4011	GENWORTH FIN GRP	295,080	- %	99.97%
121	L	56413	UNITED TRANSPORTATION UNION INS ASSN	274,152	- %	99.98%
122	L	56030	CATHOLIC FINANCIAL LIFE	255,905	- %	99.98%
123	L	58009	POLICE & FIREMENS INS ASSN	250,855	- %	99.98%
124	L	4877	TWA & AMFI CORP GRP	247,930	- %	99.98%
125	L	4553	SAVINGS BANK LIFE GRP	238,559	- %	99.98%
			TOTAL	15,081,684,690	100.00%	100.00%

**Life Insurance Industry
Life/Health and Fraternal Insurers
2022 Market Share Report - Total Premium
Annuity Considerations**

Oklahoma

Rank	Business Type	Group/ Company Code	Group/Company Name	Direct Written Premium	Market Share	Cumulative Market Share
1	L	4734	APOLLO GLOBAL MGMT GRP	152,149,290	6.18%	6.18%
2	L	140	NATIONWIDE CORP GRP	137,841,109	5.60%	11.78%
3	L	826	NEW YORK LIFE GRP	129,730,405	5.27%	17.05%
4	L	435	MASS MUT LIFE INS GRP	125,089,954	5.08%	22.13%
5	L	918	JACKSON NATL GRP	121,858,674	4.95%	27.08%
6	L	20	LINCOLN NATL GRP	117,162,002	4.76%	31.84%
7	L	3891	GLOBAL ATLANTIC GRP	106,615,571	4.33%	36.17%
8	L	709	PACIFIC LIFE GRP	99,850,623	4.06%	40.23%
9	L	304	PRUDENTIAL OF AMER GRP	90,770,137	3.69%	43.91%
10	L	431	SAMMONS ENTERPRISES GRP	89,974,657	3.65%	47.57%
11	L	4832	VOYA FINANCIAL GRP	89,002,301	3.62%	51.18%
12	L	761	ALLIANZ INS GRP	85,035,298	3.45%	54.64%
13	L	4965	EQUITABLE HOLDINGS INC GRP	70,602,493	2.87%	57.50%
14	L	12	AMERICAN INTL GRP	69,453,525	2.82%	60.33%
15	L	670	FIDELITY NATL FIN INC GRP	61,830,825	2.51%	62.84%
16	L	4932	BRIGHTHOUSE HOLDINGS GRP	60,343,687	2.45%	65.29%
17	L	1216	TIAA FAMILY GRP	51,595,859	2.10%	67.38%
18	L	836	WEST SOUTHERN GRP	49,726,616	2.02%	69.40%
19	L	4888	STERLING FINANCIAL INS GRP INC	49,698,727	2.02%	71.42%
20	L	200	UNITED SERV AUTOMOBILE ASSN GRP	40,232,945	1.63%	73.06%
21	L	241	METROPOLITAN GRP	37,318,540	1.52%	74.57%
22	L	62510	EQUITRUST LIFE INS CO	33,162,302	1.35%	75.92%
23	L	513	IOWA FARM BUREAU GRP	29,686,942	1.21%	77.13%
24	L	850	PENN MUT GRP	29,635,976	1.20%	78.33%
25	L	4855	SUMITOMO LIFE INS GRP	26,371,333	1.07%	79.40%
26	L	3436	LIBERTY LIFE GRP TRUST GRP	25,199,986	1.02%	80.42%
27	L	2658	AMERICAN EQUITY INVESTMENT GRP	24,787,234	1.01%	81.43%
28	L	619	ONEAMERICA FIN PARTNERS GRP	24,026,259	0.98%	82.41%
29	L	57541	MODERN WOODMEN OF AMER	23,135,655	0.94%	83.35%
30	L	56014	THRIVENT FINANCIAL FOR LUTHERANS	23,111,168	0.94%	84.29%
31	L	4	AMERIPRISE FIN GRP	22,921,419	0.93%	85.22%
32	L	332	PRINCIPAL FIN GRP	22,784,147	0.93%	86.14%
33	L	4890	SBL HOLDINGS GRP	22,680,850	0.92%	87.06%
34	L	169	SENTRY INS GRP	17,914,475	0.73%	87.79%
35	L	408	BROOKFIELD ASSET MGMT REINS PARTNERS	17,792,226	0.72%	88.51%
36	L	634	NATIONAL LIFE GRP	16,263,218	0.66%	89.18%
37	L	330	AMERICAN FIDELITY CORP GRP	15,551,311	0.63%	89.81%
38	L	860	NORTHWESTERN MUT GRP	15,094,060	0.61%	90.42%
39	L	306	TRUSTAGE GRP	14,771,698	0.60%	91.02%
40	L	4941	NATIONAL WESTERN LIFE GRP	14,670,164	0.60%	91.62%
41	L	4925	KUVARE GRP	14,414,242	0.59%	92.20%
42	L	943	AMERITAS MUT HOLDING GRP	14,285,662	0.58%	92.78%
43	L	4794	GROUP 1001 INS HOLDINGS GRP	11,938,379	0.48%	93.27%
44	L	869	MINNESOTA MUT GRP	11,663,731	0.47%	93.74%
45	L	4824	ADVANTAGE CAPITAL GRP	11,264,626	0.46%	94.20%
46	L	97810	AMERICAN CENTURY LIFE INS CO	10,222,329	0.42%	94.61%
47	L	4736	GGC GRP	9,518,978	0.39%	95.00%
48	L	4988	BAYVIEW ASSET MANAGEMENT GRP	8,842,166	0.36%	95.36%
49	L	429	GUARDIAN LIFE GRP	8,224,647	0.33%	95.69%
50	L	261	MUTUAL OF OMAHA GRP	6,790,658	0.28%	95.97%
51	L	1348	MEIJI YASUDA LIFE INS GRP	6,779,511	0.28%	96.24%
52	L	872	BANNER LIFE GRP	6,600,047	0.27%	96.51%
53	L	4947	PROSPERITY LIFE INS GRP	6,293,813	0.26%	96.77%
54	L	3098	TOKIO MARINE HOLDINGS INC GRP	6,211,597	0.25%	97.02%
55	L	5016	AQUARIAN INS HOLDINGS GRP	5,510,948	0.22%	97.24%
56	L	458	DAI-ICHI LIFE HOLDINGS INC GRP	5,367,544	0.22%	97.46%
57	L	5038	MIDWEST HOLDINGS INC GRP	5,175,624	0.21%	97.67%
58	L	801	DIRECTORS INVESTMENT GRP	4,676,314	0.19%	97.86%
59	L	981	FIDELITY INVESTMENT INS & ANN GRP	4,543,695	0.18%	98.05%
60	L	233	CNO FINANCIAL GRP	3,780,060	0.15%	98.20%
61	L	60445	SAGICOR LIFE INS CO	3,761,866	0.15%	98.35%
62	L	57320	WOODMEN WORLD LIFE INS SOC	3,519,834	0.14%	98.50%
63	L	176	STATE FARM GRP	3,366,748	0.14%	98.63%

**Life Insurance Industry
Life/Health and Fraternal Insurers
2022 Market Share Report - Total Premium
Annuity Considerations**

Oklahoma

Rank	Business Type	Group/ Company Code	Group/Company Name	Direct Written Premium	Market Share	Cumulative Market Share
64	L	468	AEGON US HOLDING GRP	3,272,969	0.13%	98.77%
65	L	449	FINANCIAL HOLDINGS GRP	3,123,444	0.13%	98.89%
66	L	4903	CALTON HOLDINGS GRP	2,435,513	0.10%	98.99%
67	L	4926	TALCOTT HOLDINGS GRP	2,422,475	0.10%	99.09%
68	L	1321	AMERICAN FARMERS & RANCHERS GRP	1,999,662	0.08%	99.17%
69	L	67423	ASPIDA LIFE INS CO	1,932,420	0.08%	99.25%
70	L	1117	MANHATTAN LIFE GRP	1,896,143	0.08%	99.33%
71	L	588	KANSAS CITY LIFE INS GRP	1,860,334	0.08%	99.40%
72	L	73660	DIRECTORS LIFE ASSUR CO	1,745,087	0.07%	99.47%
73	L	4752	GREGG E ZAHN GRP	1,065,856	0.04%	99.52%
74	L	212	ZURICH INS GRP	1,025,373	0.04%	99.56%
75	L	1211	NATIONAL GUARDIAN LIFE INS GRP	799,705	0.03%	99.59%
76	L	84174	ELCO MUT LIFE & ANN	767,691	0.03%	99.62%
77	L	300	HORACE MANN GRP	753,608	0.03%	99.65%
78	L	574	AMERCO CORP GRP	711,469	0.03%	99.68%
79	L	83836	SELECTED FUNERAL & LIFE INS CO	707,210	0.03%	99.71%
80	L	1323	HAWTHORN GRP	683,347	0.03%	99.74%
81	L	4862	ASSURITY GRP	584,185	0.02%	99.76%
82	L	123	SHELTER INS GRP	580,138	0.02%	99.79%
83	L	69272	IBEXIS LIFE & ANN INS CO	575,000	0.02%	99.81%
84	L	58033	KNIGHTS OF COLUMBUS	559,082	0.02%	99.83%
85	L	769	GREAT WEST GRP	502,907	0.02%	99.85%
86	L	64505	HOMESTEADERS LIFE CO	440,780	0.02%	99.87%
87	L	56685	GBU FINANCIAL LIFE	416,747	0.02%	99.89%
88	L	315	INDUSTRIAL ALLIANCE GRP	372,604	0.02%	99.90%
89	L	5024	FORTITUDE GRP HOLDINGS LLC GRP	346,514	0.01%	99.92%
90	L	60230	FARMERS LIFE INS CO	274,331	0.01%	99.93%
91	L	50	COUNTRY INS & FIN SERV GRP	254,590	0.01%	99.94%
92	L	367	PHYSICIANS MUT GRP	245,080	0.01%	99.95%
93	L	67180	OHIO STATE LIFE INS CO	200,000	0.01%	99.96%
94	L	704	CONSTELLATION INS HOLDINGS GRP	199,998	0.01%	99.96%
95	L	290	GLOBE LIFE INC GRP	153,793	0.01%	99.97%
96	L	4877	TWA & AMFI CORP GRP	126,187	0.01%	99.97%
97	L	62928	EMC NATL LIFE CO	75,385	- %	99.98%
98	L	57657	ROYAL NEIGHBORS OF AMER	68,157	- %	99.98%
99	L	454	SECURITY NATL GRP	62,384	- %	99.98%
100	L	57347	CATHOLIC LIFE INS	57,669	- %	99.99%
101	L	4011	GENWORTH FIN GRP	57,430	- %	99.99%
102	L	904	JOHN HANCOCK GRP	54,996	- %	99.99%
103	L	525	PAN AMER LIFE GRP	54,760	- %	99.99%
104	L	4992	RESOLUTION LIFE US HOLDINGS GRP	33,121	- %	99.99%
105	L	3527	AMERICAN ENTERPRISE MUT GRP	31,319	- %	100.00%
106	L	56456	UNITED STATES LETTER CARRIERS MUT BE	30,074	- %	100.00%
107	L	57622	POLISH NATL ALLIANCE US OF NA	30,000	- %	100.00%
108	L	4712	GPM LIFE GRP	24,800	- %	100.00%
109	L	612	CITIZENS GRP	21,347	- %	100.00%
110	L	5014	EVERLAKE HOLDINGS GRP	20,850	- %	100.00%
111	L	4616	EVERENCE GRP	17,000	- %	100.00%
112	L	71404	CONTINENTAL GEN INS CO	16,238	- %	100.00%
113	L	56383	ORDER OF UNITED COMMERCIAL TRAVELERS	10,000	- %	100.00%
114	L	56170	WOMANS LIFE INS SOCIETY	8,200	- %	100.00%
115	L	90492	FIRST DIMENSION LIFE INS CO INC	8,100	- %	100.00%
116	L	451	FIDELITY SECURITY GRP	8,012	- %	100.00%
117	L	4853	AAA LIFE GRP	7,000	- %	100.00%
118	L	707	UNITEDHEALTH GRP	6,905	- %	100.00%
119	L	4750	PRIMERICA GRP	5,642	- %	100.00%
120	L	56030	CATHOLIC FINANCIAL LIFE	5,325	- %	100.00%
121	L	60542	AMERICAN HOME LIFE INS CO	5,290	- %	100.00%
122	L	70130	UNIVERSAL GUAR LIFE INS CO	4,028	- %	100.00%
123	L	57487	CATHOLIC ORDER OF FORESTERS	3,756	- %	100.00%
124	L	4922	ENTERPRISE INVESTMENTS GRP	2,617	- %	100.00%
125	L	58017	BETTERLIFE	2,500	- %	100.00%
			TOTAL	2,461,847,681	100.00%	100.00%

**Life Insurance Industry
Life/Health and Fraternal Insurers
2022 Market Share Report - Total Premium
Annuity Considerations**

Oregon

Rank	Business Type	Group/ Company Code	Group/Company Name	Direct Written Premium	Market Share	Cumulative Market Share
1	L	304	PRUDENTIAL OF AMER GRP	221,067,046	6.89%	6.89%
2	L	4734	APOLLO GLOBAL MGMT GRP	214,849,257	6.70%	13.59%
3	L	826	NEW YORK LIFE GRP	207,291,577	6.46%	20.06%
4	L	4832	VOYA FINANCIAL GRP	189,110,995	5.90%	25.96%
5	L	12	AMERICAN INTL GRP	187,676,241	5.85%	31.81%
6	L	435	MASS MUT LIFE INS GRP	186,342,965	5.81%	37.62%
7	L	140	NATIONWIDE CORP GRP	145,121,896	4.53%	42.15%
8	L	20	LINCOLN NATL GRP	125,089,850	3.90%	46.05%
9	L	670	FIDELITY NATL FIN INC GRP	108,897,379	3.40%	49.44%
10	L	709	PACIFIC LIFE GRP	101,942,598	3.18%	52.62%
11	L	918	JACKSON NATL GRP	101,793,369	3.17%	55.80%
12	L	836	WEST SOUTHERN GRP	92,826,006	2.89%	58.69%
13	L	1216	TIAA FAMILY GRP	92,012,841	2.87%	61.56%
14	L	4965	EQUITABLE HOLDINGS INC GRP	88,206,124	2.75%	64.31%
15	L	3891	GLOBAL ATLANTIC GRP	83,094,135	2.59%	66.90%
16	L	4855	SUMITOMO LIFE INS GRP	71,060,701	2.22%	69.12%
17	L	4890	SBL HOLDINGS GRP	70,497,506	2.20%	71.32%
18	L	200	UNITED SERV AUTOMOBILE ASSN GRP	67,735,303	2.11%	73.43%
19	L	761	ALLIANZ INS GRP	64,935,108	2.03%	75.45%
20	L	241	METROPOLITAN GRP	62,947,860	1.96%	77.42%
21	L	4932	BRIGHTHOUSE HOLDINGS GRP	56,507,888	1.76%	79.18%
22	L	4794	GROUP 1001 INS HOLDINGS GRP	55,515,942	1.73%	80.91%
23	L	431	SAMMONS ENTERPRISES GRP	52,505,903	1.64%	82.55%
24	L	619	ONEAMERICA FIN PARTNERS GRP	44,715,577	1.39%	83.94%
25	L	1117	MANHATTAN LIFE GRP	40,402,543	1.26%	85.20%
26	L	2658	AMERICAN EQUITY INVESTMENT GRP	39,458,438	1.23%	86.43%
27	L	4988	BAYVIEW ASSET MANAGEMENT GRP	26,889,741	0.84%	87.27%
28	L	1348	MEIJI YASUDA LIFE INS GRP	23,550,610	0.73%	88.01%
29	L	56014	THRIVENT FINANCIAL FOR LUTHERANS	23,212,320	0.72%	88.73%
30	L	4	AMERIPRISE FIN GRP	23,114,067	0.72%	89.45%
31	L	330	AMERICAN FIDELITY CORP GRP	21,443,107	0.67%	90.12%
32	L	4925	KUVARE GRP	21,074,775	0.66%	90.78%
33	L	4947	PROSPERITY LIFE INS GRP	20,291,882	0.63%	91.41%
34	L	860	NORTHWESTERN MUT GRP	18,759,656	0.59%	91.99%
35	L	233	CNO FINANCIAL GRP	17,230,310	0.54%	92.53%
36	L	4824	ADVANTAGE CAPITAL GRP	14,201,068	0.44%	92.97%
37	L	3098	TOKIO MARINE HOLDINGS INC GRP	14,038,326	0.44%	93.41%
38	L	458	DAI-ICHI LIFE HOLDINGS INC GRP	13,853,832	0.43%	93.84%
39	L	4888	STERLING FINANCIAL INS GRP INC	12,804,547	0.40%	94.24%
40	L	981	FIDELITY INVESTMENT INS & ANN GRP	12,500,821	0.39%	94.63%
41	L	62510	EQUITRUST LIFE INS CO	12,100,201	0.38%	95.01%
42	L	60445	SAGICOR LIFE INS CO	11,845,710	0.37%	95.38%
43	L	169	SENTRY INS GRP	11,559,783	0.36%	95.74%
44	L	429	GUARDIAN LIFE GRP	10,919,576	0.34%	96.08%
45	L	943	AMERITAS MUT HOLDING GRP	9,809,712	0.31%	96.39%
46	L	574	AMERCO CORP GRP	8,691,345	0.27%	96.66%
47	L	872	BANNER LIFE GRP	8,429,324	0.26%	96.92%
48	L	588	KANSAS CITY LIFE INS GRP	7,809,667	0.24%	97.16%
49	L	261	MUTUAL OF OMAHA GRP	7,800,524	0.24%	97.41%
50	L	468	AEGON US HOLDING GRP	7,129,321	0.22%	97.63%
51	L	408	BROOKFIELD ASSET MGMT REINS PARTNERS	6,112,438	0.19%	97.82%
52	L	300	HORACE MANN GRP	5,956,214	0.19%	98.01%
53	L	176	STATE FARM GRP	5,569,848	0.17%	98.18%
54	L	67423	ASPIDA LIFE INS CO	5,323,968	0.17%	98.35%
55	L	332	PRINCIPAL FIN GRP	4,541,464	0.14%	98.49%
56	L	869	MINNESOTA MUT GRP	4,069,922	0.13%	98.61%
57	L	5038	MIDWEST HOLDINGS INC GRP	4,026,336	0.13%	98.74%
58	L	634	NATIONAL LIFE GRP	3,759,803	0.12%	98.86%
59	L	50	COUNTRY INS & FIN SERV GRP	3,393,641	0.11%	98.96%
60	L	4736	GGC GRP	3,384,828	0.11%	99.07%
61	L	850	PENN MUT GRP	3,124,239	0.10%	99.17%
62	L	769	GREAT WEST GRP	2,458,818	0.08%	99.24%
63	L	212	ZURICH INS GRP	2,385,833	0.07%	99.32%

**Life Insurance Industry
Life/Health and Fraternal Insurers
2022 Market Share Report - Total Premium
Annuity Considerations**

Oregon

Rank	Business Type	Group/ Company Code	Group/Company Name	Direct Written Premium	Market Share	Cumulative Market Share
64	L	4926	TALCOTT HOLDINGS GRP	2,288,045	0.07%	99.39%
65	L	904	JOHN HANCOCK GRP	1,973,223	0.06%	99.45%
66	L	4903	CALTON HOLDINGS GRP	1,822,544	0.06%	99.51%
67	L	5016	AQUARIAN INS HOLDINGS GRP	1,810,225	0.06%	99.56%
68	L	57541	MODERN WOODMEN OF AMER	1,569,986	0.05%	99.61%
69	L	449	FINANCIAL HOLDINGS GRP	1,432,372	0.04%	99.66%
70	L	67180	OHIO STATE LIFE INS CO	1,299,418	0.04%	99.70%
71	L	306	TRUSTAGE GRP	1,186,144	0.04%	99.73%
72	L	2878	UNITED HERITAGE MUT GRP	1,159,207	0.04%	99.77%
73	L	5024	FORTITUDE GRP HOLDINGS LLC GRP	919,159	0.03%	99.80%
74	L	3436	LIBERTY LIFE GRP TRUST GRP	891,401	0.03%	99.83%
75	L	1211	NATIONAL GUARDIAN LIFE INS GRP	835,479	0.03%	99.85%
76	L	56154	GLEANER LIFE INS SOCIETY	585,948	0.02%	99.87%
77	L	69272	IBEXIS LIFE & ANN INS CO	529,760	0.02%	99.89%
78	L	4616	EVERENCE GRP	505,778	0.02%	99.90%
79	L	801	DIRECTORS INVESTMENT GRP	473,373	0.01%	99.92%
80	L	290	GLOBE LIFE INC GRP	403,958	0.01%	99.93%
81	L	704	CONSTELLATION INS HOLDINGS GRP	290,749	0.01%	99.94%
82	L	4941	NATIONAL WESTERN LIFE GRP	224,882	0.01%	99.95%
83	L	57568	1891 FINANCIAL LIFE	220,972	0.01%	99.95%
84	L	4712	GPM LIFE GRP	199,534	0.01%	99.96%
85	L	64505	HOMESTEADERS LIFE CO	192,754	0.01%	99.97%
86	L	315	INDUSTRIAL ALLIANCE GRP	180,640	0.01%	99.97%
87	L	57142	SONS OF NORWAY	140,185	- %	99.98%
88	L	3527	AMERICAN ENTERPRISE MUT GRP	113,376	- %	99.98%
89	L	84174	ELCO MUT LIFE & ANN	70,302	- %	99.98%
90	L	473	AMERICAN FAMILY INS GRP	62,229	- %	99.98%
91	L	5014	EVERLAKE HOLDINGS GRP	62,002	- %	99.99%
92	L	57657	ROYAL NEIGHBORS OF AMER	61,916	- %	99.99%
93	L	615	BENEFICIAL LIFE GRP	59,900	- %	99.99%
94	L	56456	UNITED STATES LETTER CARRIERS MUT BE	51,302	- %	99.99%
95	L	57320	WOODMEN WORLD LIFE INS SOC	48,122	- %	99.99%
96	L	4011	GENWORTH FIN GRP	46,557	- %	99.99%
97	L	62928	EMC NATL LIFE CO	37,652	- %	100.00%
98	L	56499	ASSURED LIFE ASSN	37,061	- %	100.00%
99	L	513	IOWA FARM BUREAU GRP	29,137	- %	100.00%
100	L	57487	CATHOLIC ORDER OF FORESTERS	19,603	- %	100.00%
101	L	4853	AAA LIFE GRP	12,000	- %	100.00%
102	L	56030	CATHOLIC FINANCIAL LIFE	9,600	- %	100.00%
103	L	56685	GBU FINANCIAL LIFE	9,000	- %	100.00%
104	L	344	CHURCH PENSION FUND GRP	8,787	- %	100.00%
105	L	28	AMICA MUT GRP	7,600	- %	100.00%
106	L	7	FEDERATED MUT GRP	7,000	- %	100.00%
106	L	8	ALLSTATE INS GRP	7,000	- %	100.00%
108	L	451	FIDELITY SECURITY GRP	6,208	- %	100.00%
109	L	707	UNITEDHEALTH GRP	3,636	- %	100.00%
110	L	244	CINCINNATI FIN GRP	2,016	- %	100.00%
111	L	56170	WOMANS LIFE INS SOCIETY	1,800	- %	100.00%
112	L	58068	INDEPENDENT ORDER OF FORESTERS US BR	1,500	- %	100.00%
113	L	71404	CONTINENTAL GEN INS CO	1,200	- %	100.00%
114	L	4213	WILTON RE GRP	781	- %	100.00%
115	L	4877	TWA & AMFI CORP GRP	720	- %	100.00%
116	L	4750	PRIMERICA GRP	633	- %	100.00%
117	L	291	ENCOVA MUT INS GRP	600	- %	100.00%
118	L	69132	STATE MUT INS CO	241	- %	100.00%
119	L	687	GUARANTEE TRUST GRP	224	- %	100.00%
120	L	56332	FIRST CATH SLOVAK LADIES ASSN USA	125	- %	100.00%
121	L	19	ASSURANT INC GRP	120	- %	100.00%
122	L	572	BCBS OF MI GRP	76	- %	100.00%
123	L	31	BERKSHIRE HATHAWAY GRP	52	- %	100.00%
124	L	65927	LINCOLN HERITAGE LIFE INS CO	50	- %	100.00%
125	L	542	INDIANA FARM BUREAU GRP	25	- %	100.00%
			TOTAL	3,206,652,569	100.00%	100.00%

**Life Insurance Industry
Life/Health and Fraternal Insurers
2022 Market Share Report - Total Premium
Annuity Considerations**

Pennsylvania

Rank	Business Type	Group/ Company Code	Group/Company Name	Direct Written Premium	Market Share	Cumulative Market Share
1	L	4734	APOLLO GLOBAL MGMT GRP	1,752,711,089	8.87%	8.87%
2	L	435	MASS MUT LIFE INS GRP	1,426,705,987	7.22%	16.09%
3	L	1216	TIAA FAMILY GRP	1,310,361,998	6.63%	22.72%
4	L	4965	EQUITABLE HOLDINGS INC GRP	991,100,703	5.02%	27.74%
5	L	918	JACKSON NATL GRP	938,829,665	4.75%	32.49%
6	L	20	LINCOLN NATL GRP	938,446,665	4.75%	37.24%
7	L	304	PRUDENTIAL OF AMER GRP	889,292,812	4.50%	41.74%
8	L	140	NATIONWIDE CORP GRP	821,430,999	4.16%	45.89%
9	L	761	ALLIANZ INS GRP	726,013,575	3.67%	49.57%
10	L	12	AMERICAN INTL GRP	714,517,356	3.62%	53.19%
11	L	431	SAMMONS ENTERPRISES GRP	655,698,439	3.32%	56.50%
12	L	4932	BRIGHTHOUSE HOLDINGS GRP	608,978,302	3.08%	59.59%
13	L	3891	GLOBAL ATLANTIC GRP	601,408,435	3.04%	62.63%
14	L	826	NEW YORK LIFE GRP	598,094,370	3.03%	65.66%
15	L	670	FIDELITY NATL FIN INC GRP	484,431,652	2.45%	68.11%
16	L	4832	VOYA FINANCIAL GRP	457,845,847	2.32%	70.42%
17	L	4890	SBL HOLDINGS GRP	367,172,501	1.86%	72.28%
18	L	836	WEST SOUTHERN GRP	318,129,400	1.61%	73.89%
19	L	709	PACIFIC LIFE GRP	301,363,917	1.53%	75.42%
20	L	241	METROPOLITAN GRP	281,126,383	1.42%	76.84%
21	L	56685	GBU FINANCIAL LIFE	273,936,402	1.39%	78.23%
22	L	62510	EQUITRUST LIFE INS CO	259,203,325	1.31%	79.54%
23	L	4794	GROUP 1001 INS HOLDINGS GRP	222,881,594	1.13%	80.67%
24	L	3098	TOKIO MARINE HOLDINGS INC GRP	195,381,148	0.99%	81.65%
25	L	4855	SUMITOMO LIFE INS GRP	193,167,762	0.98%	82.63%
26	L	4	AMERIPRISE FIN GRP	184,733,401	0.93%	83.57%
27	L	872	BANNER LIFE GRP	175,977,169	0.89%	84.46%
28	L	2658	AMERICAN EQUITY INVESTMENT GRP	163,783,575	0.83%	85.29%
29	L	56014	THRIVENT FINANCIAL FOR LUTHERANS	160,310,136	0.81%	86.10%
30	L	200	UNITED SERV AUTOMOBILE ASSN GRP	153,989,735	0.78%	86.88%
31	L	619	ONEAMERICA FIN PARTNERS GRP	142,518,245	0.72%	87.60%
32	L	56693	GCU	127,160,473	0.64%	88.24%
33	L	56782	NATIONAL SLOVAK SOCIETY OF THE USA	125,719,203	0.64%	88.88%
34	L	4947	PROSPERITY LIFE INS GRP	122,727,478	0.62%	89.50%
35	L	4824	ADVANTAGE CAPITAL GRP	120,483,649	0.61%	90.11%
36	L	306	TRUSTAGE GRP	114,239,235	0.58%	90.69%
37	L	4988	BAYVIEW ASSET MANAGEMENT GRP	112,418,657	0.57%	91.26%
38	L	233	CNO FINANCIAL GRP	103,337,386	0.52%	91.78%
39	L	261	MUTUAL OF OMAHA GRP	90,099,879	0.46%	92.24%
40	L	1348	MEIJI YASUDA LIFE INS GRP	87,685,525	0.44%	92.68%
41	L	4925	KUVARE GRP	85,850,674	0.43%	93.11%
42	L	850	PENN MUT GRP	83,517,290	0.42%	93.54%
43	L	943	AMERITAS MUT HOLDING GRP	80,496,213	0.41%	93.94%
44	L	869	MINNESOTA MUT GRP	75,311,656	0.38%	94.32%
45	L	408	BROOKFIELD ASSET MGMT REINS PARTNERS	72,542,635	0.37%	94.69%
46	L	860	NORTHWESTERN MUT GRP	65,871,409	0.33%	95.02%
47	L	458	DAI-ICHI LIFE HOLDINGS INC GRP	60,103,892	0.30%	95.33%
48	L	4888	STERLING FINANCIAL INS GRP INC	58,452,511	0.30%	95.62%
49	L	4736	GGC GRP	57,485,343	0.29%	95.92%
50	L	60445	SAGICOR LIFE INS CO	54,343,711	0.28%	96.19%
51	L	332	PRINCIPAL FIN GRP	52,652,772	0.27%	96.46%
52	L	300	HORACE MANN GRP	50,774,081	0.26%	96.71%
53	L	56707	ISDA FRATERNAL ASSOC	44,665,423	0.23%	96.94%
54	L	67423	ASPIDA LIFE INS CO	39,808,844	0.20%	97.14%
55	L	468	AEGON US HOLDING GRP	36,489,391	0.18%	97.33%
56	L	213	ERIE INS GRP	35,543,133	0.18%	97.51%
57	L	801	DIRECTORS INVESTMENT GRP	33,074,933	0.17%	97.67%
58	L	634	NATIONAL LIFE GRP	32,722,253	0.17%	97.84%
59	L	429	GUARDIAN LIFE GRP	32,099,010	0.16%	98.00%
60	L	981	FIDELITY INVESTMENT INS & ANN GRP	29,385,842	0.15%	98.15%
61	L	169	SENTRY INS GRP	27,150,790	0.14%	98.29%
62	L	5016	AQUARIAN INS HOLDINGS GRP	24,573,730	0.12%	98.41%
63	L	574	AMERCO CORP GRP	24,078,106	0.12%	98.53%

**Life Insurance Industry
Life/Health and Fraternal Insurers
2022 Market Share Report - Total Premium
Annuity Considerations**

Pennsylvania

Rank	Business Type	Group/ Company Code	Group/Company Name	Direct Written Premium	Market Share	Cumulative Market Share
64	L	176	STATE FARM GRP	23,751,908	0.12%	98.65%
65	L	4903	CALTON HOLDINGS GRP	20,592,905	0.10%	98.76%
66	L	84174	ELCO MUT LIFE & ANN	20,299,583	0.10%	98.86%
67	L	3436	LIBERTY LIFE GRP TRUST GRP	19,647,297	0.10%	98.96%
68	L	1117	MANHATTAN LIFE GRP	18,344,769	0.09%	99.05%
69	L	769	GREAT WEST GRP	14,953,199	0.08%	99.13%
70	L	61212	BALTIMORE LIFE INS CO	11,434,367	0.06%	99.19%
71	L	57320	WOODMEN WORLD LIFE INS SOC	11,300,691	0.06%	99.24%
72	L	4926	TALCOTT HOLDINGS GRP	9,247,114	0.05%	99.29%
73	L	56634	CROATIAN FRATERNAL UNION OF AMER	8,804,127	0.04%	99.34%
74	L	56340	FIRST CATH SLOVAK UNION OF US & CN	8,022,302	0.04%	99.38%
75	L	57010	WILLIAM PENN ASSN	7,085,480	0.04%	99.41%
76	L	56251	MUTUAL BENEFICIAL ASSN INC	6,951,685	0.04%	99.45%
77	L	212	ZURICH INS GRP	6,757,812	0.03%	99.48%
78	L	56227	KSKJ LIFE	6,502,808	0.03%	99.51%
79	L	449	FINANCIAL HOLDINGS GRP	6,457,484	0.03%	99.55%
80	L	5024	FORTITUDE GRP HOLDINGS LLC GRP	5,923,682	0.03%	99.58%
81	L	57541	MODERN WOODMEN OF AMER	5,860,009	0.03%	99.61%
82	L	57215	UKRAINIAN NATL ASSN INC	5,052,190	0.03%	99.63%
83	L	4941	NATIONAL WESTERN LIFE GRP	4,962,121	0.03%	99.66%
84	L	56332	FIRST CATH SLOVAK LADIES ASSN USA	4,914,175	0.02%	99.68%
85	L	704	CONSTELLATION INS HOLDINGS GRP	4,785,698	0.02%	99.71%
86	L	904	JOHN HANCOCK GRP	4,764,536	0.02%	99.73%
87	L	4844	LIA HOLDINGS GRP	4,719,386	0.02%	99.75%
88	L	4616	EVERENCE GRP	4,311,020	0.02%	99.78%
89	L	56758	LOYAL CHRISTIAN BENEFIT ASSN	3,974,042	0.02%	99.80%
90	L	57673	SLOVENE NATL BENEFIT SOCIETY	3,684,992	0.02%	99.81%
91	L	56154	GLEANER LIFE INS SOCIETY	3,587,723	0.02%	99.83%
92	L	69272	IBEXIS LIFE & ANN INS CO	2,849,098	0.01%	99.85%
93	L	56863	PROVIDENCE ASSN UKRANIAN CATHOLICS	2,302,149	0.01%	99.86%
94	L	1211	NATIONAL GUARDIAN LIFE INS GRP	2,117,651	0.01%	99.87%
95	L	67180	OHIO STATE LIFE INS CO	1,926,369	0.01%	99.88%
96	L	56820	POLISH FALCONS OF AMER	1,800,461	0.01%	99.89%
97	L	244	CINCINNATI FIN GRP	1,681,565	0.01%	99.90%
98	L	57630	POLISH ROMAN CATHOLIC UNION OF AMER	1,358,586	0.01%	99.90%
99	L	88668	MUTUAL OF AMER LIFE INS CO	1,317,481	0.01%	99.91%
100	L	64505	HOMESTEADERS LIFE CO	1,296,145	0.01%	99.92%
101	L	4639	RGA INC GRP	948,322	- %	99.92%
102	L	56936	SERB NATL FEDERATION	890,299	- %	99.93%
103	L	535	COLUMBIAN LIFE GRP	890,058	- %	99.93%
104	L	280	AUTO OWNERS GRP	823,620	- %	99.94%
105	L	56766	ARTISANS ORDER OF MUT PROTECTION	821,008	- %	99.94%
106	L	57657	ROYAL NEIGHBORS OF AMER	745,897	- %	99.94%
107	L	99600	AMERICAN CENTURY LIFE INS CO	728,237	- %	99.95%
108	L	315	INDUSTRIAL ALLIANCE GRP	682,079	- %	99.95%
109	L	57622	POLISH NATL ALLIANCE US OF NA	679,578	- %	99.95%
110	L	57711	WESTERN CATHOLIC UNION	654,585	- %	99.96%
111	L	4752	GREGG E ZAHN GRP	632,396	- %	99.96%
112	L	367	PHYSICIANS MUT GRP	631,135	- %	99.96%
113	L	344	CHURCH PENSION FUND GRP	607,783	- %	99.97%
114	L	57193	SLOVAK CATHOLIC SOKOL	576,914	- %	99.97%
115	L	4011	GENWORTH FIN GRP	572,599	- %	99.97%
116	L	5014	EVERLAKE HOLDINGS GRP	532,796	- %	99.98%
117	L	291	ENCOVA MUT INS GRP	476,273	- %	99.98%
118	L	588	KANSAS CITY LIFE INS GRP	465,721	- %	99.98%
119	L	56197	ALLIANCE OF TRANSYLVANIAN SAXONS	429,679	- %	99.98%
120	L	60230	FARMERS LIFE INS CO	415,802	- %	99.98%
121	L	56456	UNITED STATES LETTER CARRIERS MUT BE	380,379	- %	99.99%
122	L	68772	SECURITY MUT LIFE INS CO OF NY	375,777	- %	99.99%
123	L	56839	POLISH NATL UNION OF AMER	327,583	- %	99.99%
124	L	4553	SAVINGS BANK LIFE GRP	267,203	- %	99.99%
125	L	290	GLOBE LIFE INC GRP	188,415	- %	99.99%
			TOTAL	19,760,093,699	100.00%	100.00%

**Life Insurance Industry
Life/Health and Fraternal Insurers
2022 Market Share Report - Total Premium
Annuity Considerations**

Rhode Island

Rank	Business Type	Group/ Company Code	Group/Company Name	Direct Written Premium	Market Share	Cumulative Market Share
1	L	4734	APOLLO GLOBAL MGMT GRP	161,577,189	9.75%	9.75%
2	L	435	MASS MUT LIFE INS GRP	121,202,753	7.31%	17.06%
3	L	918	JACKSON NATL GRP	97,960,166	5.91%	22.97%
4	L	1216	TIAA FAMILY GRP	96,798,792	5.84%	28.81%
5	L	4832	VOYA FINANCIAL GRP	83,330,223	5.03%	33.84%
6	L	140	NATIONWIDE CORP GRP	70,551,960	4.26%	38.09%
7	L	4965	EQUITABLE HOLDINGS INC GRP	69,217,838	4.18%	42.27%
8	L	20	LINCOLN NATL GRP	64,374,369	3.88%	46.15%
9	L	826	NEW YORK LIFE GRP	64,290,194	3.88%	50.03%
10	L	3891	GLOBAL ATLANTIC GRP	63,673,473	3.84%	53.87%
11	L	4890	SBL HOLDINGS GRP	60,329,290	3.64%	57.51%
12	L	12	AMERICAN INTL GRP	59,374,293	3.58%	61.10%
13	L	761	ALLIANZ INS GRP	43,250,217	2.61%	63.71%
14	L	304	PRUDENTIAL OF AMER GRP	42,639,621	2.57%	66.28%
15	L	4932	BRIGHTHOUSE HOLDINGS GRP	41,409,139	2.50%	68.78%
16	L	4855	SUMITOMO LIFE INS GRP	40,399,590	2.44%	71.21%
17	L	431	SAMMONS ENTERPRISES GRP	38,163,293	2.30%	73.52%
18	L	306	TRUSTAGE GRP	37,365,373	2.25%	75.77%
19	L	709	PACIFIC LIFE GRP	31,764,048	1.92%	77.69%
20	L	233	CNO FINANCIAL GRP	31,674,953	1.91%	79.60%
21	L	836	WEST SOUTHERN GRP	30,417,263	1.84%	81.43%
22	L	3098	TOKIO MARINE HOLDINGS INC GRP	27,979,264	1.69%	83.12%
23	L	241	METROPOLITAN GRP	27,519,550	1.66%	84.78%
24	L	872	BANNER LIFE GRP	25,235,489	1.52%	86.30%
25	L	4	AMERIPRISE FIN GRP	24,278,787	1.46%	87.77%
26	L	200	UNITED SERV AUTOMOBILE ASSN GRP	20,572,304	1.24%	89.01%
27	L	670	FIDELITY NATL FIN INC GRP	16,964,454	1.02%	90.03%
28	L	2658	AMERICAN EQUITY INVESTMENT GRP	16,034,013	0.97%	91.00%
29	L	60445	SAGICOR LIFE INS CO	13,266,642	0.80%	91.80%
30	L	4888	STERLING FINANCIAL INS GRP INC	13,084,254	0.79%	92.59%
31	L	4794	GROUP 1001 INS HOLDINGS GRP	12,457,315	0.75%	93.34%
32	L	261	MUTUAL OF OMAHA GRP	11,436,748	0.69%	94.03%
33	L	619	ONEAMERICA FIN PARTNERS GRP	8,957,096	0.54%	94.57%
34	L	860	NORTHWESTERN MUT GRP	8,767,913	0.53%	95.10%
35	L	869	MINNESOTA MUT GRP	6,827,524	0.41%	95.51%
36	L	408	BROOKFIELD ASSET MGMT REINS PARTNERS	5,674,568	0.34%	95.86%
37	L	468	AEGON US HOLDING GRP	5,619,418	0.34%	96.19%
38	L	169	SENTRY INS GRP	5,411,064	0.33%	96.52%
39	L	4988	BAYVIEW ASSET MANAGEMENT GRP	5,361,870	0.32%	96.84%
40	L	62510	EQUITRUST LIFE INS CO	4,559,793	0.28%	97.12%
41	L	458	DAI-ICHI LIFE HOLDINGS INC GRP	4,499,587	0.27%	97.39%
42	L	300	HORACE MANN GRP	4,311,239	0.26%	97.65%
43	L	981	FIDELITY INVESTMENT INS & ANN GRP	4,281,388	0.26%	97.91%
44	L	4925	KUVARE GRP	4,120,218	0.25%	98.16%
45	L	1348	MEIJI YASUDA LIFE INS GRP	3,788,687	0.23%	98.39%
46	L	4736	GGC GRP	3,423,262	0.21%	98.59%
47	L	429	GUARDIAN LIFE GRP	3,091,343	0.19%	98.78%
48	L	943	AMERITAS MUT HOLDING GRP	2,638,777	0.16%	98.94%
49	L	5016	AQUARIAN INS HOLDINGS GRP	2,386,158	0.14%	99.08%
50	L	4947	PROSPERITY LIFE INS GRP	2,315,843	0.14%	99.22%
51	L	4824	ADVANTAGE CAPITAL GRP	1,875,252	0.11%	99.34%
52	L	634	NATIONAL LIFE GRP	1,645,703	0.10%	99.43%
53	L	56014	THRIVENT FINANCIAL FOR LUTHERANS	1,377,892	0.08%	99.52%
54	L	67423	ASPIDA LIFE INS CO	1,179,137	0.07%	99.59%
55	L	56332	FIRST CATH SLOVAK LADIES ASSN USA	829,175	0.05%	99.64%
56	L	1117	MANHATTAN LIFE GRP	790,671	0.05%	99.69%
57	L	28	AMICA MUT GRP	449,095	0.03%	99.71%
58	L	574	AMERCO CORP GRP	432,967	0.03%	99.74%
59	L	4853	AAA LIFE GRP	380,000	0.02%	99.76%
60	L	4553	SAVINGS BANK LIFE GRP	365,033	0.02%	99.78%
61	L	4903	CALTON HOLDINGS GRP	365,000	0.02%	99.81%
62	L	449	FINANCIAL HOLDINGS GRP	340,211	0.02%	99.83%
63	L	850	PENN MUT GRP	330,917	0.02%	99.85%

**Life Insurance Industry
Life/Health and Fraternal Insurers
2022 Market Share Report - Total Premium
Annuity Considerations**

Rhode Island

Rank	Business Type	Group/ Company Code	Group/Company Name	Direct Written Premium	Market Share	Cumulative Market Share
64	L	3436	LIBERTY LIFE GRP TRUST GRP	292,566	0.02%	99.87%
65	L	56685	GBU FINANCIAL LIFE	246,287	0.01%	99.88%
66	L	4926	TALCOTT HOLDINGS GRP	232,890	0.01%	99.89%
67	L	332	PRINCIPAL FIN GRP	210,722	0.01%	99.91%
68	L	801	DIRECTORS INVESTMENT GRP	183,238	0.01%	99.92%
69	L	5024	FORTITUDE GRP HOLDINGS LLC GRP	171,280	0.01%	99.93%
70	L	212	ZURICH INS GRP	159,472	0.01%	99.94%
71	L	344	CHURCH PENSION FUND GRP	152,700	0.01%	99.95%
72	L	904	JOHN HANCOCK GRP	142,419	0.01%	99.96%
73	L	57541	MODERN WOODMEN OF AMER	113,900	0.01%	99.96%
74	L	69272	IBEXIS LIFE & ANN INS CO	100,000	0.01%	99.97%
75	L	4011	GENWORTH FIN GRP	84,559	0.01%	99.97%
76	L	57622	POLISH NATL ALLIANCE US OF NA	82,877	0.01%	99.98%
77	L	565	UNUM GRP	62,000	- %	99.98%
78	L	62928	EMC NATL LIFE CO	58,652	- %	99.99%
79	L	769	GREAT WEST GRP	44,316	- %	99.99%
80	L	5014	EVERLAKE HOLDINGS GRP	43,370	- %	99.99%
81	L	315	INDUSTRIAL ALLIANCE GRP	40,121	- %	99.99%
82	L	4941	NATIONAL WESTERN LIFE GRP	31,526	- %	100.00%
83	L	56456	UNITED STATES LETTER CARRIERS MUT BE	30,845	- %	100.00%
84	L	535	COLUMBIAN LIFE GRP	30,460	- %	100.00%
85	L	704	CONSTELLATION INS HOLDINGS GRP	30,295	- %	100.00%
86	L	57215	UKRAINIAN NATL ASSN INC	25,000	- %	100.00%
87	L	50	COUNTRY INS & FIN SERV GRP	16,991	- %	100.00%
88	L	57320	WOODMEN WORLD LIFE INS SOC	15,550	- %	100.00%
89	L	4213	WILTON RE GRP	13,500	- %	100.00%
90	L	58009	POLICE & FIREMENS INS ASSN	13,284	- %	100.00%
91	L	1211	NATIONAL GUARDIAN LIFE INS GRP	12,391	- %	100.00%
92	L	290	GLOBE LIFE INC GRP	11,740	- %	100.00%
93	L	56030	CATHOLIC FINANCIAL LIFE	8,562	- %	100.00%
94	L	57967	LUSO AMER LIFE INS SOCIETY	7,900	- %	100.00%
95	L	58181	SUPREME COUNCIL THE ROYAL ARCANUM	7,600	- %	100.00%
96	L	57010	WILLIAM PENN ASSN	6,000	- %	100.00%
97	L	781	UNION LABOR GRP	3,365	- %	100.00%
98	L	176	STATE FARM GRP	2,400	- %	100.00%
99	L	588	KANSAS CITY LIFE INS GRP	2,050	- %	100.00%
100	L	4750	PRIMERICA GRP	1,406	- %	100.00%
101	L	64505	HOMESTEADERS LIFE CO	1,325	- %	100.00%
102	L	56820	POLISH FALCONS OF AMER	909	- %	100.00%
103	L	213	ERIE INS GRP	600	- %	100.00%
103	L	56839	POLISH NATL UNION OF AMER	600	- %	100.00%
105	L	707	UNITEDHEALTH GRP	500	- %	100.00%
106	L	901	CIGNA HLTH GRP	30	- %	100.00%
			TOTAL	1,657,518,733	100.00%	100.00%

**Life Insurance Industry
Life/Health and Fraternal Insurers
2022 Market Share Report - Total Premium
Annuity Considerations**

South Carolina

Rank	Business Type	Group/ Company Code	Group/Company Name	Direct Written Premium	Market Share	Cumulative Market Share
1	L	4734	APOLLO GLOBAL MGMT GRP	943,585,722	14.50%	14.50%
2	L	435	MASS MUT LIFE INS GRP	437,826,560	6.73%	21.22%
3	L	304	PRUDENTIAL OF AMER GRP	337,715,769	5.19%	26.41%
4	L	761	ALLIANZ INS GRP	303,909,752	4.67%	31.08%
5	L	20	LINCOLN NATL GRP	300,727,681	4.62%	35.70%
6	L	918	JACKSON NATL GRP	251,037,450	3.86%	39.55%
7	L	4932	BRIGHTHOUSE HOLDINGS GRP	237,926,399	3.65%	43.21%
8	L	12	AMERICAN INTL GRP	237,501,348	3.65%	46.86%
9	L	241	METROPOLITAN GRP	231,696,330	3.56%	50.42%
10	L	4965	EQUITABLE HOLDINGS INC GRP	223,096,223	3.43%	53.84%
11	L	826	NEW YORK LIFE GRP	218,612,684	3.36%	57.20%
12	L	140	NATIONWIDE CORP GRP	193,584,605	2.97%	60.18%
13	L	619	ONEAMERICA FIN PARTNERS GRP	178,199,746	2.74%	62.91%
14	L	4794	GROUP 1001 INS HOLDINGS GRP	159,999,893	2.46%	65.37%
15	L	431	SAMMONS ENTERPRISES GRP	155,169,307	2.38%	67.75%
16	L	670	FIDELITY NATL FIN INC GRP	151,121,431	2.32%	70.08%
17	L	2658	AMERICAN EQUITY INVESTMENT GRP	124,307,537	1.91%	71.99%
18	L	4890	SBL HOLDINGS GRP	124,297,861	1.91%	73.89%
19	L	3891	GLOBAL ATLANTIC GRP	116,419,802	1.79%	75.68%
20	L	836	WEST SOUTHERN GRP	92,991,707	1.43%	77.11%
21	L	709	PACIFIC LIFE GRP	91,891,443	1.41%	78.52%
22	L	200	UNITED SERV AUTOMOBILE ASSN GRP	89,253,245	1.37%	79.89%
23	L	1216	TIAA FAMILY GRP	88,462,285	1.36%	81.25%
24	L	4832	VOYA FINANCIAL GRP	86,113,468	1.32%	82.58%
25	L	4	AMERIPRISE FIN GRP	65,239,610	1.00%	83.58%
26	L	4925	KUVARE GRP	63,503,165	0.98%	84.55%
27	L	4855	SUMITOMO LIFE INS GRP	61,468,693	0.94%	85.50%
28	L	4824	ADVANTAGE CAPITAL GRP	59,510,896	0.91%	86.41%
29	L	4988	BAYVIEW ASSET MANAGEMENT GRP	57,660,269	0.89%	87.30%
30	L	1348	MEIJI YASUDA LIFE INS GRP	54,880,811	0.84%	88.14%
31	L	4888	STERLING FINANCIAL INS GRP INC	51,458,235	0.79%	88.93%
32	L	62510	EQUITRUST LIFE INS CO	51,136,321	0.79%	89.72%
33	L	3436	LIBERTY LIFE GRP TRUST GRP	50,680,357	0.78%	90.50%
34	L	306	TRUSTAGE GRP	40,186,097	0.62%	91.11%
35	L	943	AMERITAS MUT HOLDING GRP	36,838,482	0.57%	91.68%
36	L	872	BANNER LIFE GRP	35,003,866	0.54%	92.22%
37	L	458	DAI-ICHI LIFE HOLDINGS INC GRP	34,956,872	0.54%	92.75%
38	L	3098	TOKIO MARINE HOLDINGS INC GRP	34,782,661	0.53%	93.29%
39	L	233	CNO FINANCIAL GRP	31,405,339	0.48%	93.77%
40	L	60445	SAGICOR LIFE INS CO	26,535,375	0.41%	94.18%
41	L	261	MUTUAL OF OMAHA GRP	26,492,224	0.41%	94.59%
42	L	634	NATIONAL LIFE GRP	25,461,420	0.39%	94.98%
43	L	860	NORTHWESTERN MUT GRP	23,383,176	0.36%	95.34%
44	L	56014	THRIVENT FINANCIAL FOR LUTHERANS	23,127,861	0.36%	95.69%
45	L	4736	GGC GRP	22,844,178	0.35%	96.04%
46	L	300	HORACE MANN GRP	18,421,407	0.28%	96.32%
47	L	869	MINNESOTA MUT GRP	17,959,588	0.28%	96.60%
48	L	4947	PROSPERITY LIFE INS GRP	17,591,026	0.27%	96.87%
49	L	57320	WOODMEN WORLD LIFE INS SOC	16,507,000	0.25%	97.12%
50	L	5016	AQUARIAN INS HOLDINGS GRP	16,322,893	0.25%	97.38%
51	L	408	BROOKFIELD ASSET MGMT REINS PARTNERS	14,907,701	0.23%	97.60%
52	L	67423	ASPIDA LIFE INS CO	13,646,902	0.21%	97.81%
53	L	169	SENTRY INS GRP	12,820,503	0.20%	98.01%
54	L	176	STATE FARM GRP	12,162,746	0.19%	98.20%
55	L	57541	MODERN WOODMEN OF AMER	11,919,549	0.18%	98.38%
56	L	449	FINANCIAL HOLDINGS GRP	11,458,440	0.18%	98.56%
57	L	981	FIDELITY INVESTMENT INS & ANN GRP	11,227,809	0.17%	98.73%
58	L	429	GUARDIAN LIFE GRP	9,773,266	0.15%	98.88%
59	L	468	AEGON US HOLDING GRP	9,623,586	0.15%	99.03%
60	L	574	AMERCO CORP GRP	8,511,883	0.13%	99.16%
61	L	850	PENN MUT GRP	7,963,978	0.12%	99.28%
62	L	1117	MANHATTAN LIFE GRP	6,150,273	0.09%	99.37%
63	L	4926	TALCOTT HOLDINGS GRP	4,774,606	0.07%	99.45%

**Life Insurance Industry
Life/Health and Fraternal Insurers
2022 Market Share Report - Total Premium
Annuity Considerations**

South Carolina

Rank	Business Type	Group/ Company Code	Group/Company Name	Direct Written Premium	Market Share	Cumulative Market Share
64	L	56693	GCU	4,315,996	0.07%	99.51%
65	L	332	PRINCIPAL FIN GRP	3,783,562	0.06%	99.57%
66	L	68896	SOUTHERN FARM BUREAU LIFE INS CO	3,660,322	0.06%	99.63%
67	L	69272	IBEXIS LIFE & ANN INS CO	3,337,436	0.05%	99.68%
68	L	801	DIRECTORS INVESTMENT GRP	2,997,218	0.05%	99.73%
69	L	280	AUTO OWNERS GRP	1,571,204	0.02%	99.75%
70	L	4941	NATIONAL WESTERN LIFE GRP	1,364,032	0.02%	99.77%
71	L	56782	NATIONAL SLOVAK SOCIETY OF THE USA	1,345,267	0.02%	99.79%
72	L	212	ZURICH INS GRP	1,257,046	0.02%	99.81%
73	L	56685	GBU FINANCIAL LIFE	887,869	0.01%	99.82%
74	L	904	JOHN HANCOCK GRP	864,410	0.01%	99.84%
75	L	2878	UNITED HERITAGE MUT GRP	810,548	0.01%	99.85%
76	L	5024	FORTITUDE GRP HOLDINGS LLC GRP	790,841	0.01%	99.86%
77	L	315	INDUSTRIAL ALLIANCE GRP	740,050	0.01%	99.87%
78	L	290	GLOBE LIFE INC GRP	726,006	0.01%	99.89%
79	L	4844	LIA HOLDINGS GRP	695,326	0.01%	99.90%
80	L	84174	ELCO MUT LIFE & ANN	672,113	0.01%	99.91%
81	L	4752	GREGG E ZAHN GRP	613,483	0.01%	99.92%
82	L	704	CONSTELLATION INS HOLDINGS GRP	568,920	0.01%	99.92%
83	L	4553	SAVINGS BANK LIFE GRP	463,000	0.01%	99.93%
84	L	56154	GLEANER LIFE INS SOCIETY	388,497	0.01%	99.94%
85	L	57010	WILLIAM PENN ASSN	366,669	0.01%	99.94%
86	L	64505	HOMESTEADERS LIFE CO	360,224	0.01%	99.95%
87	L	67180	OHIO STATE LIFE INS CO	356,120	0.01%	99.95%
88	L	4011	GENWORTH FIN GRP	318,993	- %	99.96%
89	L	1211	NATIONAL GUARDIAN LIFE INS GRP	317,422	- %	99.96%
90	L	535	COLUMBIAN LIFE GRP	283,364	- %	99.97%
91	L	56332	FIRST CATH SLOVAK LADIES ASSN USA	227,650	- %	99.97%
92	L	57487	CATHOLIC ORDER OF FORESTERS	201,546	- %	99.97%
93	L	7	FEDERATED MUT GRP	182,475	- %	99.98%
94	L	769	GREAT WEST GRP	152,095	- %	99.98%
95	L	57657	ROYAL NEIGHBORS OF AMER	145,969	- %	99.98%
96	L	68772	SECURITY MUT LIFE INS CO OF NY	119,150	- %	99.98%
97	L	4853	AAA LIFE GRP	116,931	- %	99.99%
98	L	707	UNITEDHEALTH GRP	102,756	- %	99.99%
99	L	4877	TWA & AMFI CORP GRP	92,916	- %	99.99%
100	L	56456	UNITED STATES LETTER CARRIERS MUT BE	77,681	- %	99.99%
101	L	5014	EVERLAKE HOLDINGS GRP	59,840	- %	99.99%
102	L	454	SECURITY NATL GRP	54,843	- %	99.99%
103	L	61212	BALTIMORE LIFE INS CO	54,312	- %	99.99%
104	L	213	ERIE INS GRP	53,639	- %	99.99%
105	L	344	CHURCH PENSION FUND GRP	51,789	- %	99.99%
106	L	56340	FIRST CATH SLOVAK UNION OF US & CN	42,400	- %	99.99%
107	L	62928	EMC NATL LIFE CO	37,661	- %	100.00%
108	L	588	KANSAS CITY LIFE INS GRP	36,708	- %	100.00%
109	L	473	AMERICAN FAMILY INS GRP	30,000	- %	100.00%
110	L	56030	CATHOLIC FINANCIAL LIFE	28,460	- %	100.00%
111	L	367	PHYSICIANS MUT GRP	27,500	- %	100.00%
112	L	28	AMICA MUT GRP	24,551	- %	100.00%
113	L	71404	CONTINENTAL GEN INS CO	23,825	- %	100.00%
114	L	451	FIDELITY SECURITY GRP	20,030	- %	100.00%
115	L	3527	AMERICAN ENTERPRISE MUT GRP	14,262	- %	100.00%
116	L	542	INDIANA FARM BUREAU GRP	14,000	- %	100.00%
117	L	4750	PRIMERICA GRP	13,004	- %	100.00%
118	L	153	PEKIN INS GRP	12,860	- %	100.00%
119	L	4213	WILTON RE GRP	8,805	- %	100.00%
120	L	1295	CENTENE CORP GRP	7,000	- %	100.00%
121	L	50	COUNTRY INS & FIN SERV GRP	6,300	- %	100.00%
122	L	291	ENCOVA MUT INS GRP	5,395	- %	100.00%
123	L	513	IOWA FARM BUREAU GRP	4,200	- %	100.00%
124	L	56170	WOMANS LIFE INS SOCIETY	3,800	- %	100.00%
125	L	244	CINCINNATI FIN GRP	3,425	- %	100.00%
			TOTAL	6,509,680,386	100.00%	100.00%

**Life Insurance Industry
Life/Health and Fraternal Insurers
2022 Market Share Report - Total Premium
Annuity Considerations**

South Dakota

Rank	Business Type	Group/ Company Code	Group/Company Name	Direct Written Premium	Market Share	Cumulative Market Share
1	L	826	NEW YORK LIFE GRP	98,590,032	10.68%	10.68%
2	L	56014	THRIVENT FINANCIAL FOR LUTHERANS	75,706,841	8.20%	18.88%
3	L	4734	APOLLO GLOBAL MGMT GRP	51,938,485	5.62%	24.50%
4	L	918	JACKSON NATL GRP	50,171,912	5.43%	29.94%
5	L	761	ALLIANZ INS GRP	45,440,932	4.92%	34.86%
6	L	20	LINCOLN NATL GRP	44,758,058	4.85%	39.70%
7	L	57541	MODERN WOODMEN OF AMER	39,055,856	4.23%	43.93%
8	L	435	MASS MUT LIFE INS GRP	36,332,854	3.93%	47.87%
9	L	304	PRUDENTIAL OF AMER GRP	34,566,744	3.74%	51.61%
10	L	431	SAMMONS ENTERPRISES GRP	33,129,240	3.59%	55.20%
11	L	4932	BRIGHTHOUSE HOLDINGS GRP	30,833,115	3.34%	58.54%
12	L	4965	EQUITABLE HOLDINGS INC GRP	27,590,574	2.99%	61.53%
13	L	140	NATIONWIDE CORP GRP	25,282,562	2.74%	64.27%
14	L	3891	GLOBAL ATLANTIC GRP	24,610,172	2.67%	66.93%
15	L	4	AMERIPRISE FIN GRP	23,306,336	2.52%	69.46%
16	L	12	AMERICAN INTL GRP	19,909,003	2.16%	71.61%
17	L	670	FIDELITY NATL FIN INC GRP	19,047,551	2.06%	73.67%
18	L	619	ONEAMERICA FIN PARTNERS GRP	16,561,790	1.79%	75.47%
19	L	860	NORTHWESTERN MUT GRP	14,293,884	1.55%	77.02%
20	L	709	PACIFIC LIFE GRP	14,080,395	1.52%	78.54%
21	L	4888	STERLING FINANCIAL INS GRP INC	12,425,591	1.35%	79.89%
22	L	2658	AMERICAN EQUITY INVESTMENT GRP	11,981,964	1.30%	81.18%
23	L	241	METROPOLITAN GRP	11,655,962	1.26%	82.45%
24	L	4794	GROUP 1001 INS HOLDINGS GRP	9,404,990	1.02%	83.46%
25	L	300	HORACE MANN GRP	8,743,613	0.95%	84.41%
26	L	4832	VOYA FINANCIAL GRP	8,588,280	0.93%	85.34%
27	L	836	WEST SOUTHERN GRP	8,479,472	0.92%	86.26%
28	L	1216	TIAA FAMILY GRP	7,945,532	0.86%	87.12%
29	L	261	MUTUAL OF OMAHA GRP	7,898,864	0.86%	87.98%
30	L	4988	BAYVIEW ASSET MANAGEMENT GRP	7,163,376	0.78%	88.75%
31	L	200	UNITED SERV AUTOMOBILE ASSN GRP	6,528,508	0.71%	89.46%
32	L	62510	EQUITRUST LIFE INS CO	6,502,914	0.70%	90.16%
33	L	408	BROOKFIELD ASSET MGMT REINS PARTNERS	5,579,521	0.60%	90.77%
34	L	943	AMERITAS MUT HOLDING GRP	5,519,874	0.60%	91.37%
35	L	4855	SUMITOMO LIFE INS GRP	5,469,311	0.59%	91.96%
36	L	4925	KUVARE GRP	5,443,561	0.59%	92.55%
37	L	869	MINNESOTA MUT GRP	4,835,639	0.52%	93.07%
38	L	67423	ASPIDA LIFE INS CO	4,683,012	0.51%	93.58%
39	L	233	CNO FINANCIAL GRP	4,490,331	0.49%	94.06%
40	L	4890	SBL HOLDINGS GRP	4,400,630	0.48%	94.54%
41	L	332	PRINCIPAL FIN GRP	3,743,462	0.41%	94.95%
42	L	4824	ADVANTAGE CAPITAL GRP	3,643,799	0.39%	95.34%
43	L	60445	SAGICOR LIFE INS CO	3,491,125	0.38%	95.72%
44	L	468	AEGON US HOLDING GRP	3,430,548	0.37%	96.09%
45	L	176	STATE FARM GRP	3,070,879	0.33%	96.42%
46	L	513	IOWA FARM BUREAU GRP	2,386,815	0.26%	96.68%
47	L	3098	TOKIO MARINE HOLDINGS INC GRP	2,337,960	0.25%	96.94%
48	L	458	DAI-ICHI LIFE HOLDINGS INC GRP	2,027,345	0.22%	97.15%
49	L	169	SENTRY INS GRP	1,822,702	0.20%	97.35%
50	L	4844	LIA HOLDINGS GRP	1,800,000	0.19%	97.55%
51	L	1348	MEIJI YASUDA LIFE INS GRP	1,736,171	0.19%	97.74%
52	L	4736	GGC GRP	1,654,573	0.18%	97.91%
53	L	904	JOHN HANCOCK GRP	1,574,476	0.17%	98.08%
54	L	981	FIDELITY INVESTMENT INS & ANN GRP	1,427,817	0.15%	98.24%
55	L	57487	CATHOLIC ORDER OF FORESTERS	1,425,782	0.15%	98.39%
56	L	306	TRUSTAGE GRP	1,178,751	0.13%	98.52%
57	L	58017	BETTERLIFE	1,110,571	0.12%	98.64%
58	L	4926	TALCOTT HOLDINGS GRP	900,127	0.10%	98.74%
59	L	57053	CATHOLIC UNITED FINANCIAL	876,575	0.09%	98.83%
60	L	801	DIRECTORS INVESTMENT GRP	823,920	0.09%	98.92%
61	L	69272	IBEXIS LIFE & ANN INS CO	812,808	0.09%	99.01%
62	L	3436	LIBERTY LIFE GRP TRUST GRP	798,769	0.09%	99.10%
63	L	449	FINANCIAL HOLDINGS GRP	738,069	0.08%	99.18%

**Life Insurance Industry
Life/Health and Fraternal Insurers
2022 Market Share Report - Total Premium
Annuity Considerations**

South Dakota

Rank	Business Type	Group/ Company Code	Group/Company Name	Direct Written Premium	Market Share	Cumulative Market Share
64	L	57142	SONS OF NORWAY	671,391	0.07%	99.25%
65	L	5016	AQUARIAN INS HOLDINGS GRP	606,282	0.07%	99.32%
66	L	84174	ELCO MUT LIFE & ANN	603,418	0.07%	99.38%
67	L	574	AMERCO CORP GRP	595,491	0.06%	99.45%
68	L	473	AMERICAN FAMILY INS GRP	580,884	0.06%	99.51%
69	L	280	AUTO OWNERS GRP	518,479	0.06%	99.57%
70	L	7	FEDERATED MUT GRP	464,000	0.05%	99.62%
71	L	4900	US ALLIANCE CORP GRP	426,592	0.05%	99.66%
72	L	872	BANNER LIFE GRP	330,698	0.04%	99.70%
73	L	67180	OHIO STATE LIFE INS CO	322,098	0.03%	99.73%
74	L	4616	EVERENCE GRP	286,200	0.03%	99.76%
75	L	5024	FORTITUDE GRP HOLDINGS LLC GRP	259,744	0.03%	99.79%
76	L	429	GUARDIAN LIFE GRP	249,978	0.03%	99.82%
77	L	57657	ROYAL NEIGHBORS OF AMER	221,902	0.02%	99.84%
78	L	212	ZURICH INS GRP	175,847	0.02%	99.86%
79	L	850	PENN MUT GRP	147,100	0.02%	99.88%
80	L	62928	EMC NATL LIFE CO	145,038	0.02%	99.89%
81	L	769	GREAT WEST GRP	142,047	0.02%	99.91%
82	L	634	NATIONAL LIFE GRP	112,127	0.01%	99.92%
83	L	244	CINCINNATI FIN GRP	105,941	0.01%	99.93%
84	L	1117	MANHATTAN LIFE GRP	103,244	0.01%	99.94%
85	L	56685	GBU FINANCIAL LIFE	100,000	0.01%	99.95%
86	L	315	INDUSTRIAL ALLIANCE GRP	83,988	0.01%	99.96%
87	L	56332	FIRST CATH SLOVAK LADIES ASSN USA	77,616	0.01%	99.97%
88	L	4877	TWA & AMFI CORP GRP	35,157	- %	99.98%
89	L	56030	CATHOLIC FINANCIAL LIFE	35,120	- %	99.98%
90	L	704	CONSTELLATION INS HOLDINGS GRP	26,960	- %	99.98%
91	L	64505	HOMESTEADERS LIFE CO	20,229	- %	99.98%
92	L	4941	NATIONAL WESTERN LIFE GRP	16,752	- %	99.99%
93	L	56480	WSA FRATERNAL LIFE	15,000	- %	99.99%
94	L	60542	AMERICAN HOME LIFE INS CO	14,300	- %	99.99%
95	L	64580	ILLINOIS MUT LIFE INS CO	13,600	- %	99.99%
96	L	58068	INDEPENDENT ORDER OF FORESTERS US BR	8,450	- %	99.99%
97	L	588	KANSAS CITY LIFE INS GRP	8,264	- %	99.99%
98	L	4011	GENWORTH FIN GRP	8,100	- %	99.99%
99	L	4862	ASSURITY GRP	7,940	- %	99.99%
100	L	367	PHYSICIANS MUT GRP	7,000	- %	100.00%
100	L	123	SHELTER INS GRP	7,000	- %	100.00%
102	L	3527	AMERICAN ENTERPRISE MUT GRP	5,040	- %	100.00%
103	L	56456	UNITED STATES LETTER CARRIERS MUT BE	5,025	- %	100.00%
104	L	5038	MIDWEST HOLDINGS INC GRP	4,500	- %	100.00%
105	L	1211	NATIONAL GUARDIAN LIFE INS GRP	3,650	- %	100.00%
106	L	535	COLUMBIAN LIFE GRP	3,200	- %	100.00%
107	L	4752	GREGG E ZAHN GRP	2,400	- %	100.00%
108	L	4213	WILTON RE GRP	2,275	- %	100.00%
109	L	11121	UNIFIED LIFE INS CO	2,180	- %	100.00%
110	L	5014	EVERLAKE HOLDINGS GRP	1,750	- %	100.00%
111	L	65927	LINCOLN HERITAGE LIFE INS CO	1,651	- %	100.00%
112	L	290	GLOBE LIFE INC GRP	1,398	- %	100.00%
113	L	71404	CONTINENTAL GEN INS CO	1,314	- %	100.00%
114	L	69132	STATE MUT INS CO	783	- %	100.00%
115	L	57320	WOODMEN WORLD LIFE INS SOC	661	- %	100.00%
116	L	525	PAN AMER LIFE GRP	300	- %	100.00%
117	L	687	GUARANTEE TRUST GRP	206	- %	100.00%
118	L	4947	PROSPERITY LIFE INS GRP	130	- %	100.00%
119	L	4750	PRIMERICA GRP	120	- %	100.00%
120	L	57010	WILLIAM PENN ASSN	102	- %	100.00%
121	L	70130	UNIVERSAL GUAR LIFE INS CO	80	- %	100.00%
			TOTAL	923,351,067	100.00%	100.00%

Life Insurance Industry
Life/Health and Fraternal Insurers
2022 Market Share Report - Total Premium
Annuity Considerations

Tennessee

Rank	Business Type	Group/ Company Code	Group/Company Name	Direct Written Premium	Market Share	Cumulative Market Share
1	L	4734	APOLLO GLOBAL MGMT GRP	787,625,269	10.58%	10.58%
2	L	435	MASS MUT LIFE INS GRP	690,147,661	9.27%	19.85%
3	L	304	PRUDENTIAL OF AMER GRP	312,926,526	4.20%	24.05%
4	L	918	JACKSON NATL GRP	309,702,817	4.16%	28.21%
5	L	3891	GLOBAL ATLANTIC GRP	309,629,775	4.16%	32.37%
6	L	20	LINCOLN NATL GRP	304,523,030	4.09%	36.46%
7	L	12	AMERICAN INTL GRP	279,836,839	3.76%	40.22%
8	L	140	NATIONWIDE CORP GRP	258,661,105	3.47%	43.69%
9	L	4832	VOYA FINANCIAL GRP	248,631,001	3.34%	47.03%
10	L	4932	BRIGHTHOUSE HOLDINGS GRP	246,619,770	3.31%	50.34%
11	L	761	ALLIANZ INS GRP	233,440,216	3.14%	53.48%
12	L	670	FIDELITY NATL FIN INC GRP	232,468,933	3.12%	56.60%
13	L	826	NEW YORK LIFE GRP	213,256,957	2.86%	59.46%
14	L	709	PACIFIC LIFE GRP	178,886,149	2.40%	61.87%
15	L	4965	EQUITABLE HOLDINGS INC GRP	178,197,896	2.39%	64.26%
16	L	1216	TIAA FAMILY GRP	175,593,832	2.36%	66.62%
17	L	241	METROPOLITAN GRP	170,503,367	2.29%	68.91%
18	L	431	SAMMONS ENTERPRISES GRP	164,490,815	2.21%	71.12%
19	L	4794	GROUP 1001 INS HOLDINGS GRP	156,535,863	2.10%	73.22%
20	L	619	ONEAMERICA FIN PARTNERS GRP	143,911,394	1.93%	75.15%
21	L	4855	SUMITOMO LIFE INS GRP	141,436,567	1.90%	77.05%
22	L	4890	SBL HOLDINGS GRP	135,035,491	1.81%	78.86%
23	L	4888	STERLING FINANCIAL INS GRP INC	102,442,940	1.38%	80.24%
24	L	836	WEST SOUTHERN GRP	101,725,025	1.37%	81.61%
25	L	2658	AMERICAN EQUITY INVESTMENT GRP	80,937,158	1.09%	82.69%
26	L	4988	BAYVIEW ASSET MANAGEMENT GRP	77,323,398	1.04%	83.73%
27	L	4	AMERIPRISE FIN GRP	73,076,390	0.98%	84.71%
28	L	872	BANNER LIFE GRP	70,393,559	0.95%	85.66%
29	L	200	UNITED SERV AUTOMOBILE ASSN GRP	69,469,901	0.93%	86.59%
30	L	57541	MODERN WOODMEN OF AMER	60,817,864	0.82%	87.41%
31	L	3098	TOKIO MARINE HOLDINGS INC GRP	60,318,275	0.81%	88.22%
32	L	261	MUTUAL OF OMAHA GRP	49,257,692	0.66%	88.88%
33	L	56014	THRIVENT FINANCIAL FOR LUTHERANS	44,385,942	0.60%	89.48%
34	L	1348	MEIJI YASUDA LIFE INS GRP	44,217,493	0.59%	90.07%
35	L	4947	PROSPERITY LIFE INS GRP	42,791,960	0.57%	90.65%
36	L	306	TRUSTAGE GRP	40,280,271	0.54%	91.19%
37	L	943	AMERITAS MUT HOLDING GRP	38,056,533	0.51%	91.70%
38	L	4925	KUVARE GRP	36,899,599	0.50%	92.19%
39	L	694	TENNESSEE FARMERS GRP	34,896,863	0.47%	92.66%
40	L	62510	EQUITRUST LIFE INS CO	33,616,533	0.45%	93.11%
41	L	332	PRINCIPAL FIN GRP	32,410,591	0.44%	93.55%
42	L	233	CNO FINANCIAL GRP	32,378,770	0.43%	93.98%
43	L	60445	SAGICOR LIFE INS CO	30,225,508	0.41%	94.39%
44	L	3436	LIBERTY LIFE GRP TRUST GRP	29,583,838	0.40%	94.79%
45	L	4736	GGC GRP	28,804,617	0.39%	95.17%
46	L	57320	WOODMEN WORLD LIFE INS SOC	27,218,894	0.37%	95.54%
47	L	860	NORTHWESTERN MUT GRP	26,206,455	0.35%	95.89%
48	L	408	BROOKFIELD ASSET MGMT REINS PARTNERS	24,625,279	0.33%	96.22%
49	L	458	DAI-ICHI LIFE HOLDINGS INC GRP	23,030,231	0.31%	96.53%
50	L	4824	ADVANTAGE CAPITAL GRP	20,314,608	0.27%	96.80%
51	L	169	SENTRY INS GRP	20,048,869	0.27%	97.07%
52	L	981	FIDELITY INVESTMENT INS & ANN GRP	19,076,192	0.26%	97.33%
53	L	449	FINANCIAL HOLDINGS GRP	18,154,576	0.24%	97.57%
54	L	67423	ASPIDA LIFE INS CO	17,357,353	0.23%	97.81%
55	L	634	NATIONAL LIFE GRP	17,195,243	0.23%	98.04%
56	L	300	HORACE MANN GRP	15,604,622	0.21%	98.25%
57	L	869	MINNESOTA MUT GRP	14,986,240	0.20%	98.45%
58	L	176	STATE FARM GRP	14,011,912	0.19%	98.64%
59	L	5016	AQUARIAN INS HOLDINGS GRP	9,817,623	0.13%	98.77%
60	L	850	PENN MUT GRP	7,922,442	0.11%	98.87%
61	L	468	AEGON US HOLDING GRP	6,938,333	0.09%	98.97%
62	L	4941	NATIONAL WESTERN LIFE GRP	6,372,408	0.09%	99.05%
63	L	84174	ELCO MUT LIFE & ANN	5,490,912	0.07%	99.13%

**Life Insurance Industry
Life/Health and Fraternal Insurers
2022 Market Share Report - Total Premium
Annuity Considerations**

Tennessee

Rank	Business Type	Group/ Company Code	Group/Company Name	Direct Written Premium	Market Share	Cumulative Market Share
64	L	429	GUARDIAN LIFE GRP	5,158,318	0.07%	99.20%
65	L	1117	MANHATTAN LIFE GRP	4,770,269	0.06%	99.26%
66	L	67180	OHIO STATE LIFE INS CO	4,043,684	0.05%	99.31%
67	L	280	AUTO OWNERS GRP	3,452,625	0.05%	99.36%
68	L	56693	GCU	3,153,183	0.04%	99.40%
69	L	4926	TALCOTT HOLDINGS GRP	3,151,135	0.04%	99.45%
70	L	801	DIRECTORS INVESTMENT GRP	3,027,087	0.04%	99.49%
71	L	769	GREAT WEST GRP	2,614,725	0.04%	99.52%
72	L	244	CINCINNATI FIN GRP	2,587,797	0.03%	99.56%
73	L	7	FEDERATED MUT GRP	2,443,471	0.03%	99.59%
74	L	56685	GBU FINANCIAL LIFE	2,371,533	0.03%	99.62%
75	L	704	CONSTELLATION INS HOLDINGS GRP	2,371,433	0.03%	99.65%
76	L	4903	CALTON HOLDINGS GRP	2,294,944	0.03%	99.68%
77	L	212	ZURICH INS GRP	2,270,461	0.03%	99.71%
78	L	213	ERIE INS GRP	2,249,958	0.03%	99.74%
79	L	574	AMERCO CORP GRP	2,209,501	0.03%	99.77%
80	L	60230	FARMERS LIFE INS CO	2,184,785	0.03%	99.80%
81	L	4996	UPSTREAM HOLDINGS GRP	1,927,093	0.03%	99.83%
82	L	330	AMERICAN FIDELITY CORP GRP	1,776,910	0.02%	99.85%
83	L	5024	FORTITUDE GRP HOLDINGS LLC GRP	1,280,662	0.02%	99.87%
84	L	57657	ROYAL NEIGHBORS OF AMER	963,310	0.01%	99.88%
85	L	56782	NATIONAL SLOVAK SOCIETY OF THE USA	732,548	0.01%	99.89%
86	L	64505	HOMESTEADERS LIFE CO	718,254	0.01%	99.90%
87	L	58033	KNIGHTS OF COLUMBUS	665,339	0.01%	99.91%
88	L	315	INDUSTRIAL ALLIANCE GRP	609,703	0.01%	99.92%
89	L	4844	LIA HOLDINGS GRP	557,280	0.01%	99.93%
90	L	588	KANSAS CITY LIFE INS GRP	528,482	0.01%	99.93%
91	L	4011	GENWORTH FIN GRP	482,134	0.01%	99.94%
92	L	904	JOHN HANCOCK GRP	471,333	0.01%	99.95%
93	L	473	AMERICAN FAMILY INS GRP	469,113	0.01%	99.95%
94	L	1211	NATIONAL GUARDIAN LIFE INS GRP	463,534	0.01%	99.96%
95	L	123	SHELTER INS GRP	427,896	0.01%	99.97%
96	L	535	COLUMBIAN LIFE GRP	279,601	- %	99.97%
97	L	454	SECURITY NATL GRP	240,119	- %	99.97%
98	L	291	ENCOVA MUT INS GRP	238,294	- %	99.98%
99	L	5014	EVERLAKE HOLDINGS GRP	213,420	- %	99.98%
100	L	57487	CATHOLIC ORDER OF FORESTERS	179,104	- %	99.98%
101	L	4862	ASSURITY GRP	152,415	- %	99.98%
102	L	290	GLOBE LIFE INC GRP	142,761	- %	99.99%
103	L	56154	GLENER LIFE INS SOCIETY	123,807	- %	99.99%
104	L	68772	SECURITY MUT LIFE INS CO OF NY	112,668	- %	99.99%
105	L	4752	GREGG E ZAHN GRP	100,560	- %	99.99%
106	L	451	FIDELITY SECURITY GRP	94,713	- %	99.99%
107	L	68896	SOUTHERN FARM BUREAU LIFE INS CO	87,731	- %	99.99%
108	L	4853	AAA LIFE GRP	74,825	- %	99.99%
109	L	344	CHURCH PENSION FUND GRP	64,720	- %	99.99%
110	L	3527	AMERICAN ENTERPRISE MUT GRP	63,708	- %	99.99%
111	L	56456	UNITED STATES LETTER CARRIERS MUT BE	37,269	- %	100.00%
112	L	56340	FIRST CATH SLOVAK UNION OF US & CN	35,000	- %	100.00%
113	L	4213	WILTON RE GRP	34,366	- %	100.00%
114	L	50	COUNTRY INS & FIN SERV GRP	29,370	- %	100.00%
115	L	56030	CATHOLIC FINANCIAL LIFE	26,584	- %	100.00%
116	L	525	PAN AMER LIFE GRP	24,020	- %	100.00%
117	L	62928	EMC NATL LIFE CO	23,106	- %	100.00%
118	L	4712	GPM LIFE GRP	21,350	- %	100.00%
119	L	513	IOWA FARM BUREAU GRP	15,800	- %	100.00%
120	L	2878	UNITED HERITAGE MUT GRP	15,302	- %	100.00%
121	L	28	AMICA MUT GRP	14,140	- %	100.00%
122	L	707	UNITEDHEALTH GRP	12,321	- %	100.00%
123	L	367	PHYSICIANS MUT GRP	11,351	- %	100.00%
124	L	4750	PRIMERICA GRP	11,054	- %	100.00%
125	L	60542	AMERICAN HOME LIFE INS CO	10,489	- %	100.00%
			TOTAL	7,445,719,904	100.00%	100.00%

**Life Insurance Industry
Life/Health and Fraternal Insurers
2022 Market Share Report - Total Premium
Annuity Considerations**

Texas

Rank	Business Type	Group/ Company Code	Group/Company Name	Direct Written Premium	Market Share	Cumulative Market Share
1	L	4734	APOLLO GLOBAL MGMT GRP	2,393,008,876	9.26%	9.26%
2	L	12	AMERICAN INTL GRP	1,553,403,776	6.01%	15.28%
3	L	435	MASS MUT LIFE INS GRP	1,472,768,976	5.70%	20.98%
4	L	826	NEW YORK LIFE GRP	1,322,152,833	5.12%	26.10%
5	L	20	LINCOLN NATL GRP	1,275,821,870	4.94%	31.03%
6	L	4965	EQUITABLE HOLDINGS INC GRP	1,220,980,265	4.73%	35.76%
7	L	761	ALLIANZ INS GRP	1,135,011,763	4.39%	40.15%
8	L	304	PRUDENTIAL OF AMER GRP	1,092,255,143	4.23%	44.38%
9	L	709	PACIFIC LIFE GRP	1,069,179,678	4.14%	48.52%
10	L	140	NATIONWIDE CORP GRP	1,068,784,627	4.14%	52.66%
11	L	4832	VOYA FINANCIAL GRP	922,654,206	3.57%	56.23%
12	L	241	METROPOLITAN GRP	914,650,030	3.54%	59.77%
13	L	918	JACKSON NATL GRP	913,541,696	3.54%	63.31%
14	L	836	WEST SOUTHERN GRP	662,710,086	2.57%	65.87%
15	L	431	SAMMONS ENTERPRISES GRP	662,103,917	2.56%	68.43%
16	L	4932	BRIGHTHOUSE HOLDINGS GRP	609,686,892	2.36%	70.79%
17	L	670	FIDELITY NATL FIN INC GRP	561,772,743	2.17%	72.97%
18	L	200	UNITED SERV AUTOMOBILE ASSN GRP	531,550,311	2.06%	75.03%
19	L	1216	TIAA FAMILY GRP	491,258,664	1.90%	76.93%
20	L	619	ONEAMERICA FIN PARTNERS GRP	384,843,977	1.49%	78.42%
21	L	634	NATIONAL LIFE GRP	383,153,029	1.48%	79.90%
22	L	4855	SUMITOMO LIFE INS GRP	366,730,546	1.42%	81.32%
23	L	3891	GLOBAL ATLANTIC GRP	363,472,801	1.41%	82.73%
24	L	2658	AMERICAN EQUITY INVESTMENT GRP	273,035,208	1.06%	83.78%
25	L	4890	SBL HOLDINGS GRP	232,610,118	0.90%	84.68%
26	L	4794	GROUP 1001 INS HOLDINGS GRP	228,972,267	0.89%	85.57%
27	L	4	AMERIPRISE FIN GRP	214,250,953	0.83%	86.40%
28	L	4888	STERLING FINANCIAL INS GRP INC	167,675,803	0.65%	87.05%
29	L	4925	KUVARE GRP	148,122,132	0.57%	87.62%
30	L	5038	MIDWEST HOLDINGS INC GRP	146,203,516	0.57%	88.19%
31	L	4824	ADVANTAGE CAPITAL GRP	141,389,817	0.55%	88.74%
32	L	56014	THRIVENT FINANCIAL FOR LUTHERANS	141,345,213	0.55%	89.28%
33	L	4988	BAYVIEW ASSET MANAGEMENT GRP	135,985,487	0.53%	89.81%
34	L	860	NORTHWESTERN MUT GRP	125,635,997	0.49%	90.30%
35	L	872	BANNER LIFE GRP	121,815,565	0.47%	90.77%
36	L	3436	LIBERTY LIFE GRP TRUST GRP	118,671,430	0.46%	91.23%
37	L	520	NEW ERA LIFE GRP	111,470,759	0.43%	91.66%
38	L	62510	EQUITRUST LIFE INS CO	107,700,436	0.42%	92.08%
39	L	943	AMERITAS MUT HOLDING GRP	103,714,540	0.40%	92.48%
40	L	981	FIDELITY INVESTMENT INS & ANN GRP	102,254,402	0.40%	92.87%
41	L	169	SENTRY INS GRP	93,228,087	0.36%	93.23%
42	L	4736	GGC GRP	80,149,521	0.31%	93.54%
43	L	57541	MODERN WOODMEN OF AMER	79,691,381	0.31%	93.85%
44	L	261	MUTUAL OF OMAHA GRP	78,181,461	0.30%	94.15%
45	L	306	TRUSTAGE GRP	76,624,854	0.30%	94.45%
46	L	458	DAI-ICHI LIFE HOLDINGS INC GRP	76,594,141	0.30%	94.75%
47	L	5044	INDEPENDENT INS GRP	75,902,539	0.29%	95.04%
48	L	408	BROOKFIELD ASSET MGMT REINS PARTNERS	73,730,006	0.29%	95.33%
49	L	233	CNO FINANCIAL GRP	68,225,857	0.26%	95.59%
50	L	869	MINNESOTA MUT GRP	68,012,836	0.26%	95.85%
51	L	60445	SAGICOR LIFE INS CO	62,177,844	0.24%	96.10%
52	L	429	GUARDIAN LIFE GRP	61,914,588	0.24%	96.33%
53	L	1348	MEIJI YASUDA LIFE INS GRP	59,541,526	0.23%	96.57%
54	L	468	AEGON US HOLDING GRP	54,080,279	0.21%	96.77%
55	L	5016	AQUARIAN INS HOLDINGS GRP	51,574,741	0.20%	96.97%
56	L	3098	TOKIO MARINE HOLDINGS INC GRP	50,271,152	0.19%	97.17%
57	L	801	DIRECTORS INVESTMENT GRP	48,777,685	0.19%	97.36%
58	L	67423	ASPIDA LIFE INS CO	45,155,698	0.17%	97.53%
59	L	449	FINANCIAL HOLDINGS GRP	44,083,538	0.17%	97.70%
60	L	57347	CATHOLIC LIFE INS	41,633,406	0.16%	97.86%
61	L	60230	FARMERS LIFE INS CO	39,596,122	0.15%	98.02%
62	L	332	PRINCIPAL FAI GRP	37,787,222	0.15%	98.16%
63	L	4752	GREGG E ZAHN GRP	33,887,864	0.13%	98.30%

**Life Insurance Industry
Life/Health and Fraternal Insurers
2022 Market Share Report - Total Premium
Annuity Considerations**

Texas

Rank	Business Type	Group/ Company Code	Group/Company Name	Direct Written Premium	Market Share	Cumulative Market Share
64	L	99600	AMERICAN CENTURY LIFE INS CO	31,116,014	0.12%	98.42%
65	L	212	ZURICH INS GRP	30,063,495	0.12%	98.53%
66	L	176	STATE FARM GRP	29,515,716	0.11%	98.65%
67	L	4903	CALTON HOLDINGS GRP	26,620,953	0.10%	98.75%
68	L	4947	PROSPERITY LIFE INS GRP	26,406,747	0.10%	98.85%
69	L	57436	SPIST	25,359,517	0.10%	98.95%
70	L	850	PENN MUT GRP	22,735,932	0.09%	99.04%
71	L	300	HORACE MANN GRP	22,433,512	0.09%	99.12%
72	L	574	AMERCO CORP GRP	17,154,724	0.07%	99.19%
73	L	57320	WOODMEN WORLD LIFE INS SOC	16,631,572	0.06%	99.26%
74	L	68896	SOUTHERN FARM BUREAU LIFE INS CO	16,570,893	0.06%	99.32%
75	L	84174	ELCO MUT LIFE & ANN	16,266,932	0.06%	99.38%
76	L	1117	MANHATTAN LIFE GRP	13,063,324	0.05%	99.43%
77	L	4926	TALCOTT HOLDINGS GRP	12,892,150	0.05%	99.48%
78	L	67180	OHIO STATE LIFE INS CO	11,867,351	0.05%	99.53%
79	L	4844	LIA HOLDINGS GRP	10,553,922	0.04%	99.57%
80	L	704	CONSTELLATION INS HOLDINGS GRP	10,221,731	0.04%	99.61%
81	L	769	GREAT WEST GRP	9,087,074	0.04%	99.64%
82	L	4941	NATIONAL WESTERN LIFE GRP	9,070,423	0.04%	99.68%
83	L	56693	GCU	8,362,633	0.03%	99.71%
84	L	7	FEDERATED MUT GRP	7,371,556	0.03%	99.74%
85	L	57363	CATHOLIC UNION OF TX	6,402,694	0.02%	99.77%
86	L	5024	FORTITUDE GRP HOLDINGS LLC GRP	6,020,402	0.02%	99.79%
87	L	69272	IBEXIS LIFE & ANN INS CO	5,422,112	0.02%	99.81%
88	L	57657	ROYAL NEIGHBORS OF AMER	3,366,826	0.01%	99.82%
89	L	57444	HERMANN SONS LIFE	3,181,366	0.01%	99.83%
90	L	904	JOHN HANCOCK GRP	2,513,492	0.01%	99.84%
91	L	315	INDUSTRIAL ALLIANCE GRP	2,399,018	0.01%	99.85%
92	L	88153	CL LIFE & ANN INS CO	2,378,911	0.01%	99.86%
93	L	454	SECURITY NATL GRP	2,339,116	0.01%	99.87%
94	L	57355	KJZT FAMILY LIFE	2,211,195	0.01%	99.88%
95	L	588	KANSAS CITY LIFE INS GRP	1,717,734	0.01%	99.89%
96	L	56685	GBU FINANCIAL LIFE	1,661,916	0.01%	99.89%
97	L	58033	KNIGHTS OF COLUMBUS	1,514,332	0.01%	99.90%
98	L	2458	NATIONAL FARM LIFE INS GRP	1,513,074	0.01%	99.91%
99	L	4853	AAA LIFE GRP	1,472,260	0.01%	99.91%
100	L	451	FIDELITY SECURITY GRP	1,315,501	0.01%	99.92%
101	L	5014	EVERLAKE HOLDINGS GRP	1,267,032	- %	99.92%
102	L	290	GLOBE LIFE INC GRP	1,256,670	- %	99.93%
103	L	57630	POLISH ROMAN CATHOLIC UNION OF AMER	1,214,611	- %	99.93%
104	L	85928	FAMILY LIBERTY LIFE INS CO	1,140,240	- %	99.94%
105	L	1211	NATIONAL GUARDIAN LIFE INS GRP	1,107,728	- %	99.94%
106	L	4877	TWA & AMFI CORP GRP	1,045,752	- %	99.94%
107	L	1323	HAWTHORN GRP	1,003,701	- %	99.95%
108	L	4996	UPSTREAM HOLDINGS GRP	1,000,000	- %	99.95%
109	L	4011	GENWORTH FIN GRP	925,451	- %	99.95%
110	L	87823	TJM LIFE INS CO	894,343	- %	99.96%
111	L	71404	CONTINENTAL GEN INS CO	802,134	- %	99.96%
112	L	56782	NATIONAL SLOVAK SOCIETY OF THE USA	702,833	- %	99.96%
113	L	57711	WESTERN CATHOLIC UNION	699,149	- %	99.97%
114	L	344	CHURCH PENSION FUND GRP	645,482	- %	99.97%
115	L	4553	SAVINGS BANK LIFE GRP	612,011	- %	99.97%
116	L	56456	UNITED STATES LETTER CARRIERS MUT BE	574,051	- %	99.97%
117	L	4862	ASSURITY GRP	481,719	- %	99.98%
118	L	64505	HOMESTEADERS LIFE CO	470,077	- %	99.98%
119	L	58009	POLICE & FIREMENS INS ASSN	433,265	- %	99.98%
120	L	57010	WILLIAM PENN ASSN	429,084	- %	99.98%
121	L	171	GERMANIA INS GRP	416,328	- %	99.98%
122	L	56030	CATHOLIC FINANCIAL LIFE	331,511	- %	99.98%
123	L	2878	UNITED HERITAGE MUT GRP	282,950	- %	99.98%
124	L	4616	EVERENCE GRP	275,239	- %	99.99%
125	L	4966	INSURANCE CAPITAL GRP	259,412	- %	99.99%
			TOTAL	25,833,618,377	100.00%	100.00%

**Life Insurance Industry
Life/Health and Fraternal Insurers
2022 Market Share Report - Total Premium
Annuity Considerations**

Utah

Rank	Business Type	Group/ Company Code	Group/Company Name	Direct Written Premium	Market Share	Cumulative Market Share
1	L	4844	LIA HOLDINGS GRP	325,834,424	8.83%	8.83%
2	L	761	ALLIANZ INS GRP	283,805,280	7.69%	16.52%
3	L	4890	SBL HOLDINGS GRP	279,031,873	7.56%	24.08%
4	L	4734	APOLLO GLOBAL MGMT GRP	277,740,228	7.53%	31.60%
5	L	435	MASS MUT LIFE INS GRP	186,261,796	5.05%	36.65%
6	L	826	NEW YORK LIFE GRP	162,328,296	4.40%	41.05%
7	L	1216	TIAA FAMILY GRP	139,705,974	3.79%	44.83%
8	L	670	FIDELITY NATL FIN INC GRP	137,779,881	3.73%	48.57%
9	L	12	AMERICAN INTL GRP	137,374,037	3.72%	52.29%
10	L	918	JACKSON NATL GRP	110,210,313	2.99%	55.27%
11	L	431	SAMMONS ENTERPRISES GRP	105,000,631	2.84%	58.12%
12	L	140	NATIONWIDE CORP GRP	104,953,142	2.84%	60.96%
13	L	4832	VOYA FINANCIAL GRP	99,278,417	2.69%	63.65%
14	L	3891	GLOBAL ATLANTIC GRP	92,164,263	2.50%	66.15%
15	L	20	LINCOLN NATL GRP	90,195,564	2.44%	68.59%
16	L	836	WEST SOUTHERN GRP	84,423,952	2.29%	70.88%
17	L	304	PRUDENTIAL OF AMER GRP	72,192,085	1.96%	72.84%
18	L	4965	EQUITABLE HOLDINGS INC GRP	70,809,061	1.92%	74.75%
19	L	4932	BRIGHTHOUSE HOLDINGS GRP	69,584,457	1.89%	76.64%
20	L	4855	SUMITOMO LIFE INS GRP	66,975,176	1.81%	78.45%
21	L	2658	AMERICAN EQUITY INVESTMENT GRP	65,755,649	1.78%	80.24%
22	L	5038	MIDWEST HOLDINGS INC GRP	51,317,853	1.39%	81.63%
23	L	241	METROPOLITAN GRP	47,274,660	1.28%	82.91%
24	L	709	PACIFIC LIFE GRP	40,480,023	1.10%	84.00%
25	L	4794	GROUP 1001 INS HOLDINGS GRP	38,186,766	1.03%	85.04%
26	L	62510	EQUITRUST LIFE INS CO	33,331,562	0.90%	85.94%
27	L	200	UNITED SERV AUTOMOBILE ASSN GRP	32,662,461	0.88%	86.83%
28	L	4	AMERIPRISE FIN GRP	32,132,617	0.87%	87.70%
29	L	4925	KUVARE GRP	31,112,861	0.84%	88.54%
30	L	306	TRUSTAGE GRP	27,094,457	0.73%	89.27%
31	L	1117	MANHATTAN LIFE GRP	21,142,499	0.57%	89.85%
32	L	4824	ADVANTAGE CAPITAL GRP	21,024,376	0.57%	90.42%
33	L	619	ONEAMERICA FIN PARTNERS GRP	20,728,044	0.56%	90.98%
34	L	4988	BAYVIEW ASSET MANAGEMENT GRP	20,387,706	0.55%	91.53%
35	L	4947	PROSPERITY LIFE INS GRP	19,646,925	0.53%	92.06%
36	L	634	NATIONAL LIFE GRP	18,467,496	0.50%	92.56%
37	L	850	PENN MUT GRP	17,878,985	0.48%	93.05%
38	L	513	IOWA FARM BUREAU GRP	17,025,163	0.46%	93.51%
39	L	860	NORTHWESTERN MUT GRP	16,030,360	0.43%	93.94%
40	L	408	BROOKFIELD ASSET MGMT REINS PARTNERS	15,700,918	0.43%	94.37%
41	L	4736	GGC GRP	15,259,012	0.41%	94.78%
42	L	4888	STERLING FINANCIAL INS GRP INC	13,924,647	0.38%	95.16%
43	L	261	MUTUAL OF OMAHA GRP	12,822,978	0.35%	95.51%
44	L	3098	TOKIO MARINE HOLDINGS INC GRP	12,583,456	0.34%	95.85%
45	L	5016	AQUARIAN INS HOLDINGS GRP	12,021,838	0.33%	96.17%
46	L	1348	MEIJI YASUDA LIFE INS GRP	11,412,987	0.31%	96.48%
47	L	67423	ASPIDA LIFE INS CO	10,488,860	0.28%	96.77%
48	L	60445	SAGICOR LIFE INS CO	9,362,502	0.25%	97.02%
49	L	981	FIDELITY INVESTMENT INS & ANN GRP	8,860,299	0.24%	97.26%
50	L	869	MINNESOTA MUT GRP	8,431,901	0.23%	97.49%
51	L	332	PRINCIPAL FIN GRP	8,312,870	0.23%	97.71%
52	L	468	AEGON US HOLDING GRP	7,541,783	0.20%	97.92%
53	L	943	AMERITAS MUT HOLDING GRP	7,141,896	0.19%	98.11%
54	L	574	AMERCO CORP GRP	6,770,436	0.18%	98.30%
55	L	458	DAI-ICHI LIFE HOLDINGS INC GRP	5,884,971	0.16%	98.46%
56	L	429	GUARDIAN LIFE GRP	5,067,091	0.14%	98.59%
57	L	300	HORACE MANN GRP	4,972,234	0.13%	98.73%
58	L	169	SENTRY INS GRP	4,863,055	0.13%	98.86%
59	L	872	BANNER LIFE GRP	4,651,387	0.13%	98.99%
60	L	449	FINANCIAL HOLDINGS GRP	4,614,296	0.13%	99.11%
61	L	57541	MODERN WOODMEN OF AMER	4,584,449	0.12%	99.23%
62	L	176	STATE FARM GRP	3,940,132	0.11%	99.34%
63	L	4941	NATIONAL WESTERN LIFE GRP	3,894,244	0.11%	99.45%

**Life Insurance Industry
Life/Health and Fraternal Insurers
2022 Market Share Report - Total Premium
Annuity Considerations**

Utah

Rank	Business Type	Group/ Company Code	Group/Company Name	Direct Written Premium	Market Share	Cumulative Market Share
64	L	56014	THRIVENT FINANCIAL FOR LUTHERANS	3,826,440	0.10%	99.55%
65	L	4903	CALTON HOLDINGS GRP	2,674,200	0.07%	99.62%
66	L	2878	UNITED HERITAGE MUT GRP	2,469,037	0.07%	99.69%
67	L	233	CNO FINANCIAL GRP	1,718,410	0.05%	99.74%
68	L	84174	ELCO MUT LIFE & ANN	1,601,311	0.04%	99.78%
69	L	69272	IBEXIS LIFE & ANN INS CO	1,374,530	0.04%	99.82%
70	L	4926	TALCOTT HOLDINGS GRP	987,396	0.03%	99.84%
71	L	615	BENEFICIAL LIFE GRP	696,583	0.02%	99.86%
72	L	212	ZURICH INS GRP	618,848	0.02%	99.88%
73	L	280	AUTO OWNERS GRP	547,491	0.01%	99.89%
74	L	3527	AMERICAN ENTERPRISE MUT GRP	467,066	0.01%	99.91%
75	L	5024	FORTITUDE GRP HOLDINGS LLC GRP	462,476	0.01%	99.92%
76	L	454	SECURITY NATL GRP	342,673	0.01%	99.93%
77	L	3436	LIBERTY LIFE GRP TRUST GRP	315,715	0.01%	99.94%
78	L	56693	GCU	308,793	0.01%	99.95%
79	L	67180	OHIO STATE LIFE INS CO	211,000	0.01%	99.95%
80	L	4011	GENWORTH FIN GRP	197,267	0.01%	99.96%
81	L	904	JOHN HANCOCK GRP	181,771	- %	99.96%
82	L	1211	NATIONAL GUARDIAN LIFE INS GRP	179,089	- %	99.97%
83	L	64505	HOMESTEADERS LIFE CO	170,612	- %	99.97%
84	L	769	GREAT WEST GRP	161,518	- %	99.98%
85	L	315	INDUSTRIAL ALLIANCE GRP	158,328	- %	99.98%
86	L	290	GLOBE LIFE INC GRP	125,753	- %	99.98%
87	L	704	CONSTELLATION INS HOLDINGS GRP	106,496	- %	99.99%
88	L	244	CINCINNATI FIN GRP	103,000	- %	99.99%
89	L	588	KANSAS CITY LIFE INS GRP	91,847	- %	99.99%
90	L	4553	SAVINGS BANK LIFE GRP	75,000	- %	99.99%
91	L	99600	AMERICAN CENTURY LIFE INS CO	55,000	- %	99.99%
92	L	56499	ASSURED LIFE ASSN	33,216	- %	100.00%
93	L	4712	GPM LIFE GRP	31,845	- %	100.00%
94	L	4853	AAA LIFE GRP	31,000	- %	100.00%
95	L	56456	UNITED STATES LETTER CARRIERS MUT BE	20,651	- %	100.00%
96	L	473	AMERICAN FAMILY INS GRP	12,900	- %	100.00%
97	L	57320	WOODMEN WORLD LIFE INS SOC	12,640	- %	100.00%
98	L	5014	EVERLAKE HOLDINGS GRP	10,800	- %	100.00%
99	L	801	DIRECTORS INVESTMENT GRP	10,316	- %	100.00%
100	L	56154	GLEANER LIFE INS SOCIETY	10,000	- %	100.00%
101	L	367	PHYSICIANS MUT GRP	8,900	- %	100.00%
102	L	56685	GBU FINANCIAL LIFE	8,000	- %	100.00%
103	L	57053	CATHOLIC UNITED FINANCIAL	5,000	- %	100.00%
104	L	344	CHURCH PENSION FUND GRP	4,049	- %	100.00%
105	L	50	COUNTRY INS & FIN SERV GRP	2,750	- %	100.00%
106	L	69310	SURETY LIFE INS CO	2,495	- %	100.00%
107	L	525	PAN AMER LIFE GRP	2,400	- %	100.00%
108	L	4750	PRIMERICA GRP	1,632	- %	100.00%
109	L	707	UNITEDHEALTH GRP	1,528	- %	100.00%
110	L	451	FIDELITY SECURITY GRP	1,518	- %	100.00%
111	L	57657	ROYAL NEIGHBORS OF AMER	1,500	- %	100.00%
112	L	572	BCBS OF MI GRP	1,348	- %	100.00%
113	L	587	ATLANTIC AMER GRP	1,200	- %	100.00%
113	L	58068	INDEPENDENT ORDER OF FORESTERS US BR	1,200	- %	100.00%
115	L	4877	TWA & AMFI CORP GRP	900	- %	100.00%
116	L	612	CITIZENS GRP	610	- %	100.00%
117	L	213	ERIE INS GRP	440	- %	100.00%
118	L	31	BERKSHIRE HATHAWAY GRP	359	- %	100.00%
119	L	70130	UNIVERSAL GUAR LIFE INS CO	320	- %	100.00%
120	L	56030	CATHOLIC FINANCIAL LIFE	228	- %	100.00%
121	L	11121	UNIFIED LIFE INS CO	200	- %	100.00%
122	L	65927	LINCOLN HERITAGE LIFE INS CO	120	- %	100.00%
123	L	687	GUARANTEE TRUST GRP	91	- %	100.00%
124	L	535	COLUMBIAN LIFE GRP	60	- %	100.00%
125	L	276	TRUSTMARK MUT HOLDING CO GRP	30	- %	100.00%
			TOTAL	3,690,860,204	100.00%	100.00%

**Life Insurance Industry
Life/Health and Fraternal Insurers
2022 Market Share Report - Total Premium
Annuity Considerations**

Vermont

Rank	Business Type	Group/ Company Code	Group/Company Name	Direct Written Premium	Market Share	Cumulative Market Share
1	L	304	PRUDENTIAL OF AMER GRP	269,424,181	20.30%	20.30%
2	L	241	METROPOLITAN GRP	260,314,627	19.62%	39.92%
3	L	435	MASS MUT LIFE INS GRP	118,978,135	8.97%	48.89%
4	L	1216	TIAA FAMILY GRP	68,481,048	5.16%	54.05%
5	L	4965	EQUITABLE HOLDINGS INC GRP	54,043,434	4.07%	58.12%
6	L	918	JACKSON NATL GRP	43,019,642	3.24%	61.36%
7	L	826	NEW YORK LIFE GRP	40,539,723	3.05%	64.42%
8	L	140	NATIONWIDE CORP GRP	39,675,971	2.99%	67.41%
9	L	4734	APOLLO GLOBAL MGMT GRP	38,801,412	2.92%	70.33%
10	L	12	AMERICAN INTL GRP	30,071,557	2.27%	72.60%
11	L	670	FIDELITY NATL FIN INC GRP	27,961,916	2.11%	74.70%
12	L	20	LINCOLN NATL GRP	26,525,584	2.00%	76.70%
13	L	261	MUTUAL OF OMAHA GRP	26,485,959	2.00%	78.70%
14	L	836	WEST SOUTHERN GRP	25,176,204	1.90%	80.59%
15	L	761	ALLIANZ INS GRP	24,956,668	1.88%	82.47%
16	L	3891	GLOBAL ATLANTIC GRP	23,054,037	1.74%	84.21%
17	L	709	PACIFIC LIFE GRP	21,638,609	1.63%	85.84%
18	L	4932	BRIGHTHOUSE HOLDINGS GRP	18,142,523	1.37%	87.21%
19	L	4832	VOYA FINANCIAL GRP	15,419,077	1.16%	88.37%
20	L	431	SAMMONS ENTERPRISES GRP	15,380,541	1.16%	89.53%
21	L	200	UNITED SERV AUTOMOBILE ASSN GRP	11,953,490	0.90%	90.43%
22	L	4	AMERIPRISE FIN GRP	9,957,165	0.75%	91.18%
23	L	634	NATIONAL LIFE GRP	9,823,965	0.74%	91.92%
24	L	869	MINNESOTA MUT GRP	9,559,700	0.72%	92.64%
25	L	3098	TOKIO MARINE HOLDINGS INC GRP	8,238,756	0.62%	93.26%
26	L	4794	GROUP 1001 INS HOLDINGS GRP	7,054,626	0.53%	93.80%
27	L	408	BROOKFIELD ASSET MGMT REINS PARTNERS	6,886,611	0.52%	94.31%
28	L	233	CNO FINANCIAL GRP	6,669,219	0.50%	94.82%
29	L	57541	MODERN WOODMEN OF AMER	5,668,878	0.43%	95.24%
30	L	306	TRUSTAGE GRP	4,966,480	0.37%	95.62%
31	L	860	NORTHWESTERN MUT GRP	4,885,681	0.37%	95.99%
32	L	1348	MEIJI YASUDA LIFE INS GRP	4,377,075	0.33%	96.32%
33	L	4947	PROSPERITY LIFE INS GRP	3,903,791	0.29%	96.61%
34	L	4855	SUMITOMO LIFE INS GRP	3,632,001	0.27%	96.88%
35	L	4890	SBL HOLDINGS GRP	3,526,661	0.27%	97.15%
36	L	458	DAI-ICHI LIFE HOLDINGS INC GRP	3,453,872	0.26%	97.41%
37	L	2658	AMERICAN EQUITY INVESTMENT GRP	3,366,126	0.25%	97.66%
38	L	468	AEGON US HOLDING GRP	3,093,113	0.23%	97.90%
39	L	4888	STERLING FINANCIAL INS GRP INC	2,907,539	0.22%	98.12%
40	L	300	HORACE MANN GRP	2,891,993	0.22%	98.33%
41	L	619	ONEAMERICA FIN PARTNERS GRP	2,569,571	0.19%	98.53%
42	L	981	FIDELITY INVESTMENT INS & ANN GRP	2,562,794	0.19%	98.72%
43	L	872	BANNER LIFE GRP	2,494,351	0.19%	98.91%
44	L	429	GUARDIAN LIFE GRP	2,058,694	0.16%	99.06%
45	L	850	PENN MUT GRP	1,549,704	0.12%	99.18%
46	L	169	SENTRY INS GRP	1,500,283	0.11%	99.29%
47	L	62510	EQUITRUST LIFE INS CO	1,333,414	0.10%	99.39%
48	L	332	PRINCIPAL FIN GRP	1,169,559	0.09%	99.48%
49	L	943	AMERITAS MUT HOLDING GRP	1,022,386	0.08%	99.56%
50	L	769	GREAT WEST GRP	972,650	0.07%	99.63%
51	L	56014	THRIVENT FINANCIAL FOR LUTHERANS	764,098	0.06%	99.69%
52	L	704	CONSTELLATION INS HOLDINGS GRP	664,130	0.05%	99.74%
53	L	904	JOHN HANCOCK GRP	590,127	0.04%	99.78%
54	L	4926	TALCOTT HOLDINGS GRP	486,067	0.04%	99.82%
55	L	5016	AQUARIAN INS HOLDINGS GRP	459,078	0.03%	99.86%
56	L	4925	KUVARE GRP	253,090	0.02%	99.87%
57	L	449	FINANCIAL HOLDINGS GRP	249,937	0.02%	99.89%
58	L	3436	LIBERTY LIFE GRP TRUST GRP	224,291	0.02%	99.91%
59	L	67423	ASPIDA LIFE INS CO	200,000	0.02%	99.93%
60	L	344	CHURCH PENSION FUND GRP	172,990	0.01%	99.94%
61	L	176	STATE FARM GRP	125,981	0.01%	99.95%
62	L	4736	GGC GRP	122,339	0.01%	99.96%
63	L	57657	ROYAL NEIGHBORS OF AMER	100,000	0.01%	99.96%

**Life Insurance Industry
Life/Health and Fraternal Insurers
2022 Market Share Report - Total Premium
Annuity Considerations**

Vermont

Rank	Business Type	Group/ Company Code	Group/Company Name	Direct Written Premium	Market Share	Cumulative Market Share
64	L	56030	CATHOLIC FINANCIAL LIFE	69,123	0.01%	99.97%
65	L	56685	GBU FINANCIAL LIFE	58,039	- %	99.97%
66	L	57320	WOODMEN WORLD LIFE INS SOC	54,290	- %	99.98%
67	L	4639	RGA INC GRP	52,157	- %	99.98%
68	L	315	INDUSTRIAL ALLIANCE GRP	46,081	- %	99.99%
69	L	57487	CATHOLIC ORDER OF FORESTERS	27,918	- %	99.99%
70	L	28	AMICA MUT GRP	24,500	- %	99.99%
71	L	535	COLUMBIAN LIFE GRP	23,657	- %	99.99%
72	L	4903	CALTON HOLDINGS GRP	21,717	- %	99.99%
73	L	4844	LIA HOLDINGS GRP	20,060	- %	99.99%
74	L	5024	FORTITUDE GRP HOLDINGS LLC GRP	17,476	- %	100.00%
75	L	56154	GLENER LIFE INS SOCIETY	10,000	- %	100.00%
76	L	56456	UNITED STATES LETTER CARRIERS MUT BE	7,455	- %	100.00%
77	L	4941	NATIONAL WESTERN LIFE GRP	7,014	- %	100.00%
78	L	5014	EVERLAKE HOLDINGS GRP	7,000	- %	100.00%
79	L	1211	NATIONAL GUARDIAN LIFE INS GRP	4,228	- %	100.00%
80	L	64505	HOMESTEADERS LIFE CO	3,000	- %	100.00%
81	L	290	GLOBE LIFE INC GRP	2,397	- %	100.00%
82	L	213	ERIE INS GRP	2,000	- %	100.00%
83	L	4877	TWA & AMFI CORP GRP	1,920	- %	100.00%
84	L	565	UNUM GRP	1,500	- %	100.00%
85	L	5026	21ST CENTURY LIFE & HEALTH CO GRP	1,366	- %	100.00%
86	L	57010	WILLIAM PENN ASSN	645	- %	100.00%
87	L	525	PAN AMER LIFE GRP	600	- %	100.00%
88	L	69310	SURETY LIFE INS CO	384	- %	100.00%
89	L	901	CIGNA HLTH GRP	244	- %	100.00%
			TOTAL	1,327,017,895	100.00%	100.00%

**Life Insurance Industry
Life/Health and Fraternal Insurers
2022 Market Share Report - Total Premium
Annuity Considerations**

Virginia

Rank	Business Type	Group/ Company Code	Group/Company Name	Direct Written Premium	Market Share	Cumulative Market Share
1	L	4734	APOLLO GLOBAL MGMT GRP	1,006,072,467	11.14%	11.14%
2	L	435	MASS MUT LIFE INS GRP	519,603,280	5.75%	16.90%
3	L	241	METROPOLITAN GRP	495,087,748	5.48%	22.38%
4	L	304	PRUDENTIAL OF AMER GRP	466,779,965	5.17%	27.55%
5	L	826	NEW YORK LIFE GRP	440,180,389	4.88%	32.42%
6	L	918	JACKSON NATL GRP	421,962,564	4.67%	37.10%
7	L	20	LINCOLN NATL GRP	421,106,950	4.66%	41.76%
8	L	140	NATIONWIDE CORP GRP	393,476,075	4.36%	46.12%
9	L	12	AMERICAN INTL GRP	390,270,611	4.32%	50.44%
10	L	4932	BRIGHTHOUSE HOLDINGS GRP	326,715,246	3.62%	54.06%
11	L	4965	EQUITABLE HOLDINGS INC GRP	323,716,342	3.59%	57.65%
12	L	1216	TIAA FAMILY GRP	321,339,388	3.56%	61.20%
13	L	4832	VOYA FINANCIAL GRP	291,346,041	3.23%	64.43%
14	L	761	ALLIANZ INS GRP	289,159,485	3.20%	67.63%
15	L	3891	GLOBAL ATLANTIC GRP	240,507,017	2.66%	70.30%
16	L	709	PACIFIC LIFE GRP	196,920,867	2.18%	72.48%
17	L	431	SAMMONS ENTERPRISES GRP	181,274,109	2.01%	74.49%
18	L	670	FIDELITY NATL FIN INC GRP	171,047,542	1.89%	76.38%
19	L	836	WEST SOUTHERN GRP	164,537,214	1.82%	78.20%
20	L	200	UNITED SERV AUTOMOBILE ASSN GRP	137,740,272	1.53%	79.73%
21	L	869	MINNESOTA MUT GRP	128,319,176	1.42%	81.15%
22	L	4794	GROUP 1001 INS HOLDINGS GRP	113,951,199	1.26%	82.41%
23	L	261	MUTUAL OF OMAHA GRP	109,856,663	1.22%	83.63%
24	L	4890	SBL HOLDINGS GRP	106,582,845	1.18%	84.81%
25	L	4	AMERIPRISE FIN GRP	100,725,363	1.12%	85.92%
26	L	332	PRINCIPAL FIN GRP	80,865,171	0.90%	86.82%
27	L	872	BANNER LIFE GRP	80,765,964	0.89%	87.71%
28	L	4855	SUMITOMO LIFE INS GRP	78,603,331	0.87%	88.58%
29	L	619	ONEAMERICA FIN PARTNERS GRP	78,484,739	0.87%	89.45%
30	L	2658	AMERICAN EQUITY INVESTMENT GRP	76,775,917	0.85%	90.30%
31	L	4988	BAYVIEW ASSET MANAGEMENT GRP	47,162,781	0.52%	90.83%
32	L	4925	KUVARE GRP	44,091,045	0.49%	91.31%
33	L	62510	EQUITRUST LIFE INS CO	40,427,332	0.45%	91.76%
34	L	3098	TOKIO MARINE HOLDINGS INC GRP	40,364,557	0.45%	92.21%
35	L	860	NORTHWESTERN MUT GRP	38,143,932	0.42%	92.63%
36	L	1348	MEIJI YASUDA LIFE INS GRP	37,018,323	0.41%	93.04%
37	L	233	CNO FINANCIAL GRP	37,005,526	0.41%	93.45%
38	L	4888	STERLING FINANCIAL INS GRP INC	33,712,854	0.37%	93.82%
39	L	981	FIDELITY INVESTMENT INS & ANN GRP	33,672,816	0.37%	94.20%
40	L	306	TRUSTAGE GRP	33,665,427	0.37%	94.57%
41	L	943	AMERITAS MUT HOLDING GRP	32,681,095	0.36%	94.93%
42	L	60445	SAGICOR LIFE INS CO	32,448,360	0.36%	95.29%
43	L	634	NATIONAL LIFE GRP	27,786,373	0.31%	95.60%
44	L	408	BROOKFIELD ASSET MGMT REINS PARTNERS	26,064,784	0.29%	95.89%
45	L	300	HORACE MANN GRP	25,608,617	0.28%	96.17%
46	L	4736	GGC GRP	24,991,118	0.28%	96.45%
47	L	4824	ADVANTAGE CAPITAL GRP	23,698,103	0.26%	96.71%
48	L	56014	THRIVENT FINANCIAL FOR LUTHERANS	23,503,028	0.26%	96.97%
49	L	57320	WOODMEN WORLD LIFE INS SOC	22,115,514	0.24%	97.22%
50	L	5016	AQUARIAN INS HOLDINGS GRP	21,633,207	0.24%	97.46%
51	L	458	DAI-ICHI LIFE HOLDINGS INC GRP	19,365,820	0.21%	97.67%
52	L	468	AEGON US HOLDING GRP	18,246,245	0.20%	97.87%
53	L	850	PENN MUT GRP	17,223,695	0.19%	98.06%
54	L	4947	PROSPERITY LIFE INS GRP	15,213,953	0.17%	98.23%
55	L	429	GUARDIAN LIFE GRP	14,099,302	0.16%	98.39%
56	L	176	STATE FARM GRP	12,619,813	0.14%	98.53%
57	L	57541	MODERN WOODMEN OF AMER	11,559,588	0.13%	98.66%
58	L	3436	LIBERTY LIFE GRP TRUST GRP	10,682,941	0.12%	98.77%
59	L	449	FINANCIAL HOLDINGS GRP	10,682,589	0.12%	98.89%
60	L	67423	ASPIDA LIFE INS CO	10,674,010	0.12%	99.01%
61	L	169	SENTRY INS GRP	9,844,630	0.11%	99.12%
62	L	68896	SOUTHERN FARM BUREAU LIFE INS CO	7,459,739	0.08%	99.20%
63	L	574	AMERCO CORP GRP	7,225,291	0.08%	99.28%

**Life Insurance Industry
Life/Health and Fraternal Insurers
2022 Market Share Report - Total Premium
Annuity Considerations**

Virginia

Rank	Business Type	Group/ Company Code	Group/Company Name	Direct Written Premium	Market Share	Cumulative Market Share
64	L	4926	TALCOTT HOLDINGS GRP	7,174,547	0.08%	99.36%
65	L	213	ERIE INS GRP	7,066,240	0.08%	99.44%
66	L	769	GREAT WEST GRP	6,774,427	0.08%	99.51%
67	L	212	ZURICH INS GRP	5,065,960	0.06%	99.57%
68	L	4941	NATIONAL WESTERN LIFE GRP	4,625,233	0.05%	99.62%
69	L	5024	FORTITUDE GRP HOLDINGS LLC GRP	2,832,551	0.03%	99.65%
70	L	56685	GBU FINANCIAL LIFE	2,831,101	0.03%	99.68%
71	L	67180	OHIO STATE LIFE INS CO	2,787,823	0.03%	99.72%
72	L	56693	GCU	2,326,618	0.03%	99.74%
73	L	84174	ELCO MUT LIFE & ANN	2,171,625	0.02%	99.77%
74	L	4844	LIA HOLDINGS GRP	2,000,000	0.02%	99.79%
75	L	1117	MANHATTAN LIFE GRP	1,955,954	0.02%	99.81%
76	L	904	JOHN HANCOCK GRP	1,874,165	0.02%	99.83%
77	L	56154	GLENER LIFE INS SOCIETY	1,440,677	0.02%	99.85%
78	L	1211	NATIONAL GUARDIAN LIFE INS GRP	1,404,679	0.02%	99.86%
79	L	69272	IBEXIS LIFE & ANN INS CO	1,278,762	0.01%	99.88%
80	L	290	GLOBE LIFE INC GRP	1,012,595	0.01%	99.89%
81	L	56782	NATIONAL SLOVAK SOCIETY OF THE USA	910,835	0.01%	99.90%
82	L	704	CONSTELLATION INS HOLDINGS GRP	769,221	0.01%	99.91%
83	L	315	INDUSTRIAL ALLIANCE GRP	736,040	0.01%	99.91%
84	L	280	AUTO OWNERS GRP	731,812	0.01%	99.92%
85	L	4752	GREGG E ZAHN GRP	677,730	0.01%	99.93%
86	L	57657	ROYAL NEIGHBORS OF AMER	599,260	0.01%	99.94%
87	L	88153	CL LIFE & ANN INS CO	563,259	0.01%	99.94%
88	L	330	AMERICAN FIDELITY CORP GRP	518,015	0.01%	99.95%
89	L	4011	GENWORTH FIN GRP	479,212	0.01%	99.95%
90	L	4616	EVERENCE GRP	453,908	0.01%	99.96%
91	L	64505	HOMESTEADERS LIFE CO	450,432	- %	99.96%
92	L	88668	MUTUAL OF AMER LIFE INS CO	361,018	- %	99.97%
93	L	58033	KNIGHTS OF COLUMBUS	336,798	- %	99.97%
94	L	56758	LOYAL CHRISTIAN BENEFIT ASSN	331,294	- %	99.97%
95	L	153	PEKIN INS GRP	315,228	- %	99.98%
96	L	344	CHURCH PENSION FUND GRP	312,142	- %	99.98%
97	L	56340	FIRST CATH SLOVAK UNION OF US & CN	170,418	- %	99.98%
98	L	5014	EVERLAKE HOLDINGS GRP	161,545	- %	99.99%
99	L	56170	WOMANS LIFE INS SOCIETY	158,596	- %	99.99%
100	L	7	FEDERATED MUT GRP	135,531	- %	99.99%
101	L	57142	SONS OF NORWAY	128,431	- %	99.99%
102	L	56251	MUTUAL BENEFICIAL ASSN INC	106,771	- %	99.99%
103	L	451	FIDELITY SECURITY GRP	90,223	- %	99.99%
104	L	62928	EMC NATL LIFE CO	82,720	- %	99.99%
105	L	56456	UNITED STATES LETTER CARRIERS MUT BE	69,534	- %	99.99%
106	L	28	AMICA MUT GRP	69,320	- %	99.99%
107	L	588	KANSAS CITY LIFE INS GRP	63,442	- %	100.00%
108	L	56332	FIRST CATH SLOVAK LADIES ASSN USA	52,330	- %	100.00%
109	L	244	CINCINNATI FIN GRP	49,962	- %	100.00%
110	L	4553	SAVINGS BANK LIFE GRP	44,671	- %	100.00%
111	L	61212	BALTIMORE LIFE INS CO	42,274	- %	100.00%
112	L	454	SECURITY NATL GRP	36,170	- %	100.00%
113	L	587	ATLANTIC AMER GRP	31,250	- %	100.00%
114	L	535	COLUMBIAN LIFE GRP	29,401	- %	100.00%
115	L	56030	CATHOLIC FINANCIAL LIFE	25,000	- %	100.00%
116	L	917	HCSC GRP	21,000	- %	100.00%
117	L	4853	AAA LIFE GRP	20,000	- %	100.00%
118	L	3527	AMERICAN ENTERPRISE MUT GRP	16,993	- %	100.00%
119	L	4712	GPM LIFE GRP	15,089	- %	100.00%
120	L	57010	WILLIAM PENN ASSN	15,028	- %	100.00%
121	L	612	CITIZENS GRP	12,246	- %	100.00%
122	L	4750	PRIMERICA GRP	11,772	- %	100.00%
123	L	4992	RESOLUTION LIFE US HOLDINGS GRP	7,803	- %	100.00%
124	L	513	IOWA FARM BUREAU GRP	7,600	- %	100.00%
125	L	615	BENEFICIAL LIFE GRP	4,800	- %	100.00%
			TOTAL	9,029,319,593	100.00%	100.00%

**Life Insurance Industry
Life/Health and Fraternal Insurers
2022 Market Share Report - Total Premium
Annuity Considerations**

Washington

Rank	Business Type	Group/ Company Code	Group/Company Name	Direct Written Premium	Market Share	Cumulative Market Share
1	L	826	NEW YORK LIFE GRP	533,157,896	8.24%	8.24%
2	L	4734	APOLLO GLOBAL MGMT GRP	481,447,954	7.44%	15.68%
3	L	435	MASS MUT LIFE INS GRP	404,029,306	6.24%	21.92%
4	L	140	NATIONWIDE CORP GRP	342,070,679	5.29%	27.21%
5	L	12	AMERICAN INTL GRP	305,671,559	4.72%	31.93%
6	L	20	LINCOLN NATL GRP	269,654,106	4.17%	36.10%
7	L	1216	TIAA FAMILY GRP	260,804,892	4.03%	40.13%
8	L	4965	EQUITABLE HOLDINGS INC GRP	246,718,635	3.81%	43.94%
9	L	761	ALLIANZ INS GRP	214,667,836	3.32%	47.26%
10	L	304	PRUDENTIAL OF AMER GRP	212,118,045	3.28%	50.53%
11	L	836	WEST SOUTHERN GRP	186,098,510	2.88%	53.41%
12	L	4832	VOYA FINANCIAL GRP	178,741,264	2.76%	56.17%
13	L	431	SAMMONS ENTERPRISES GRP	175,659,874	2.71%	58.89%
14	L	670	FIDELITY NATL FIN INC GRP	174,574,694	2.70%	61.58%
15	L	4890	SBL HOLDINGS GRP	170,357,360	2.63%	64.22%
16	L	918	JACKSON NATL GRP	161,207,749	2.49%	66.71%
17	L	4855	SUMITOMO LIFE INS GRP	154,317,442	2.38%	69.09%
18	L	200	UNITED SERV AUTOMOBILE ASSN GRP	143,070,594	2.21%	71.30%
19	L	4932	BRIGHTHOUSE HOLDINGS GRP	142,834,023	2.21%	73.51%
20	L	3891	GLOBAL ATLANTIC GRP	138,351,086	2.14%	75.65%
21	L	241	METROPOLITAN GRP	136,317,850	2.11%	77.75%
22	L	709	PACIFIC LIFE GRP	132,173,756	2.04%	79.80%
23	L	4	AMERIPRISE FIN GRP	106,584,381	1.65%	81.44%
24	L	56014	THRIVENT FINANCIAL FOR LUTHERANS	97,894,604	1.51%	82.96%
25	L	212	ZURICH INS GRP	91,550,142	1.41%	84.37%
26	L	1117	MANHATTAN LIFE GRP	73,962,626	1.14%	85.51%
27	L	2658	AMERICAN EQUITY INVESTMENT GRP	69,926,348	1.08%	86.60%
28	L	4794	GROUP 1001 INS HOLDINGS GRP	65,463,300	1.01%	87.61%
29	L	4925	KUVARE GRP	50,616,388	0.78%	88.39%
30	L	850	PENN MUT GRP	50,021,054	0.77%	89.16%
31	L	619	ONEAMERICA FIN PARTNERS GRP	48,544,817	0.75%	89.91%
32	L	429	GUARDIAN LIFE GRP	43,811,181	0.68%	90.59%
33	L	981	FIDELITY INVESTMENT INS & ANN GRP	42,448,967	0.66%	91.24%
34	L	233	CNO FINANCIAL GRP	39,498,517	0.61%	91.86%
35	L	4988	BAYVIEW ASSET MANAGEMENT GRP	38,087,463	0.59%	92.44%
36	L	4947	PROSPERITY LIFE INS GRP	36,781,725	0.57%	93.01%
37	L	62510	EQUITRUST LIFE INS CO	32,221,025	0.50%	93.51%
38	L	4824	ADVANTAGE CAPITAL GRP	26,013,058	0.40%	93.91%
39	L	306	TRUSTAGE GRP	25,479,970	0.39%	94.31%
40	L	860	NORTHWESTERN MUT GRP	25,358,277	0.39%	94.70%
41	L	872	BANNER LIFE GRP	22,562,184	0.35%	95.05%
42	L	1348	MEIJI YASUDA LIFE INS GRP	22,111,938	0.34%	95.39%
43	L	4844	LIA HOLDINGS GRP	20,586,038	0.32%	95.71%
44	L	169	SENTRY INS GRP	20,016,612	0.31%	96.02%
45	L	458	DAI-ICHI LIFE HOLDINGS INC GRP	19,128,865	0.30%	96.31%
46	L	408	BROOKFIELD ASSET MGMT REINS PARTNERS	18,427,844	0.28%	96.60%
47	L	468	AEGON US HOLDING GRP	18,081,289	0.28%	96.87%
48	L	943	AMERITAS MUT HOLDING GRP	17,819,209	0.28%	97.15%
49	L	261	MUTUAL OF OMAHA GRP	17,785,161	0.27%	97.43%
50	L	869	MINNESOTA MUT GRP	14,931,218	0.23%	97.66%
51	L	60445	SAGICOR LIFE INS CO	13,878,870	0.21%	97.87%
52	L	634	NATIONAL LIFE GRP	13,294,391	0.21%	98.08%
53	L	4888	STERLING FINANCIAL INS GRP INC	13,230,449	0.20%	98.28%
54	L	3098	TOKIO MARINE HOLDINGS INC GRP	12,954,094	0.20%	98.48%
55	L	4736	GGC GRP	10,603,313	0.16%	98.64%
56	L	57541	MODERN WOODMEN OF AMER	8,719,171	0.13%	98.78%
57	L	769	GREAT WEST GRP	7,653,692	0.12%	98.90%
58	L	2878	UNITED HERITAGE MUT GRP	6,571,014	0.10%	99.00%
59	L	4926	TALCOTT HOLDINGS GRP	6,117,976	0.09%	99.09%
60	L	3436	LIBERTY LIFE GRP TRUST GRP	5,988,176	0.09%	99.19%
61	L	5016	AQUARIAN INS HOLDINGS GRP	5,575,470	0.09%	99.27%
62	L	332	PRINCIPAL FIN GRP	4,804,658	0.07%	99.35%
63	L	176	STATE FARM GRP	4,579,033	0.07%	99.42%

**Life Insurance Industry
Life/Health and Fraternal Insurers
2022 Market Share Report - Total Premium
Annuity Considerations**

Washington

Rank	Business Type	Group/ Company Code	Group/Company Name	Direct Written Premium	Market Share	Cumulative Market Share
64	L	449	FINANCIAL HOLDINGS GRP	4,149,048	0.06%	99.48%
65	L	300	HORACE MANN GRP	3,436,532	0.05%	99.53%
66	L	574	AMERCO CORP GRP	3,433,555	0.05%	99.59%
67	L	69272	IBEXIS LIFE & ANN INS CO	3,401,835	0.05%	99.64%
68	L	4903	CALTON HOLDINGS GRP	3,272,625	0.05%	99.69%
69	L	50	COUNTRY INS & FIN SERV GRP	3,062,933	0.05%	99.74%
70	L	67423	ASPIDA LIFE INS CO	2,460,546	0.04%	99.78%
71	L	588	KANSAS CITY LIFE INS GRP	2,139,293	0.03%	99.81%
72	L	5024	FORTITUDE GRP HOLDINGS LLC GRP	1,513,925	0.02%	99.83%
73	L	4941	NATIONAL WESTERN LIFE GRP	1,407,530	0.02%	99.85%
74	L	330	AMERICAN FIDELITY CORP GRP	1,320,173	0.02%	99.87%
75	L	704	CONSTELLATION INS HOLDINGS GRP	1,046,931	0.02%	99.89%
76	L	57142	SONS OF NORWAY	839,156	0.01%	99.90%
77	L	315	INDUSTRIAL ALLIANCE GRP	636,775	0.01%	99.91%
78	L	56634	CROATIAN FRATERNAL UNION OF AMER	606,494	0.01%	99.92%
79	L	57657	ROYAL NEIGHBORS OF AMER	521,799	0.01%	99.93%
80	L	4011	GENWORTH FIN GRP	442,259	0.01%	99.94%
81	L	4877	TWA & AMFI CORP GRP	442,021	0.01%	99.94%
82	L	61212	BALTIMORE LIFE INS CO	424,240	0.01%	99.95%
83	L	57320	WOODMEN WORLD LIFE INS SOC	390,199	0.01%	99.96%
84	L	67180	OHIO STATE LIFE INS CO	293,474	- %	99.96%
85	L	344	CHURCH PENSION FUND GRP	262,643	- %	99.97%
86	L	84174	ELCO MUT LIFE & ANN	254,881	- %	99.97%
87	L	56499	ASSURED LIFE ASSN	209,555	- %	99.97%
88	L	290	GLOBE LIFE INC GRP	208,926	- %	99.98%
89	L	4639	RGA INC GRP	202,156	- %	99.98%
90	L	56685	GBU FINANCIAL LIFE	177,202	- %	99.98%
91	L	904	JOHN HANCOCK GRP	141,429	- %	99.98%
92	L	56332	FIRST CATH SLOVAK LADIES ASSN USA	136,201	- %	99.99%
93	L	615	BENEFICIAL LIFE GRP	128,591	- %	99.99%
94	L	1211	NATIONAL GUARDIAN LIFE INS GRP	109,045	- %	99.99%
95	L	4616	EVERENCE GRP	97,839	- %	99.99%
96	L	5014	EVERLAKE HOLDINGS GRP	92,229	- %	99.99%
97	L	56456	UNITED STATES LETTER CARRIERS MUT BE	89,395	- %	99.99%
98	L	28	AMICA MUT GRP	83,700	- %	100.00%
99	L	4712	GPM LIFE GRP	51,559	- %	100.00%
100	L	4853	AAA LIFE GRP	47,179	- %	100.00%
101	L	62928	EMC NATL LIFE CO	34,598	- %	100.00%
102	L	3527	AMERICAN ENTERPRISE MUT GRP	31,181	- %	100.00%
103	L	4553	SAVINGS BANK LIFE GRP	25,000	- %	100.00%
104	L	64505	HOMESTEADERS LIFE CO	21,072	- %	100.00%
105	L	513	IOWA FARM BUREAU GRP	20,885	- %	100.00%
106	L	57622	POLISH NATL ALLIANCE US OF NA	17,100	- %	100.00%
107	L	244	CINCINNATI FIN GRP	14,800	- %	100.00%
108	L	56030	CATHOLIC FINANCIAL LIFE	14,609	- %	100.00%
109	L	5026	21ST CENTURY LIFE & HEALTH CO GRP	14,600	- %	100.00%
110	L	4966	INSURANCE CAPITAL GRP	13,200	- %	100.00%
111	L	451	FIDELITY SECURITY GRP	12,948	- %	100.00%
112	L	58017	BETTERLIFE	12,291	- %	100.00%
113	L	56413	UNITED TRANSPORTATION UNION INS ASSN	10,210	- %	100.00%
114	L	901	CIGNA HLTH GRP	7,816	- %	100.00%
115	L	57487	CATHOLIC ORDER OF FORESTERS	6,300	- %	100.00%
116	L	58068	INDEPENDENT ORDER OF FORESTERS US BR	5,832	- %	100.00%
117	L	4213	WILTON RE GRP	5,149	- %	100.00%
118	L	4750	PRIMERICA GRP	5,067	- %	100.00%
119	L	707	UNITEDHEALTH GRP	4,902	- %	100.00%
120	L	473	AMERICAN FAMILY INS GRP	4,350	- %	100.00%
121	L	19	ASSURANT INC GRP	4,000	- %	100.00%
122	L	572	BCBS OF MI GRP	2,971	- %	100.00%
123	L	587	ATLANTIC AMER GRP	2,400	- %	100.00%
124	L	65927	LINCOLN HERITAGE LIFE INS CO	2,300	- %	100.00%
125	L	525	PAN AMER LIFE GRP	2,000	- %	100.00%
			TOTAL	6,471,461,172	100.00%	100.00%

**Life Insurance Industry
Life/Health and Fraternal Insurers
2022 Market Share Report - Total Premium
Annuity Considerations**

West Virginia

Rank	Business Type	Group/ Company Code	Group/Company Name	Direct Written Premium	Market Share	Cumulative Market Share
1	L	4734	APOLLO GLOBAL MGMT GRP	171,455,790	10.11%	10.11%
2	L	304	PRUDENTIAL OF AMER GRP	164,600,499	9.71%	19.82%
3	L	1216	TIAA FAMILY GRP	100,600,608	5.93%	25.76%
4	L	435	MASS MUT LIFE INS GRP	91,481,546	5.40%	31.15%
5	L	12	AMERICAN INTL GRP	82,598,587	4.87%	36.03%
6	L	140	NATIONWIDE CORP GRP	75,388,055	4.45%	40.47%
7	L	670	FIDELITY NATL FIN INC GRP	71,294,681	4.21%	44.68%
8	L	918	JACKSON NATL GRP	67,971,456	4.01%	48.69%
9	L	20	LINCOLN NATL GRP	61,947,574	3.65%	52.34%
10	L	4932	BRIGHTHOUSE HOLDINGS GRP	61,890,745	3.65%	55.99%
11	L	826	NEW YORK LIFE GRP	55,275,750	3.26%	59.25%
12	L	3891	GLOBAL ATLANTIC GRP	51,731,556	3.05%	62.30%
13	L	4965	EQUITABLE HOLDINGS INC GRP	51,103,504	3.01%	65.32%
14	L	709	PACIFIC LIFE GRP	50,168,172	2.96%	68.28%
15	L	4832	VOYA FINANCIAL GRP	37,253,473	2.20%	70.48%
16	L	431	SAMMONS ENTERPRISES GRP	29,865,590	1.76%	72.24%
17	L	761	ALLIANZ INS GRP	29,482,432	1.74%	73.98%
18	L	241	METROPOLITAN GRP	27,328,595	1.61%	75.59%
19	L	332	PRINCIPAL FIN GRP	24,312,204	1.43%	77.02%
20	L	233	CNO FINANCIAL GRP	23,787,865	1.40%	78.43%
21	L	261	MUTUAL OF OMAHA GRP	23,134,230	1.36%	79.79%
22	L	3098	TOKIO MARINE HOLDINGS INC GRP	21,309,342	1.26%	81.05%
23	L	4	AMERIPRISE FIN GRP	19,077,824	1.13%	82.17%
24	L	836	WEST SOUTHERN GRP	19,066,945	1.12%	83.30%
25	L	4855	SUMITOMO LIFE INS GRP	18,431,092	1.09%	84.38%
26	L	4988	BAYVIEW ASSET MANAGEMENT GRP	18,147,735	1.07%	85.45%
27	L	4888	STERLING FINANCIAL INS GRP INC	17,027,503	1.00%	86.46%
28	L	4844	LIA HOLDINGS GRP	16,018,294	0.94%	87.40%
29	L	4794	GROUP 1001 INS HOLDINGS GRP	15,814,341	0.93%	88.34%
30	L	200	UNITED SERV AUTOMOBILE ASSN GRP	15,542,421	0.92%	89.25%
31	L	860	NORTHWESTERN MUT GRP	14,728,407	0.87%	90.12%
32	L	56693	GCU	12,329,699	0.73%	90.85%
33	L	176	STATE FARM GRP	12,161,872	0.72%	91.57%
34	L	4925	KUVARE GRP	7,846,625	0.46%	92.03%
35	L	62510	EQUITRUST LIFE INS CO	7,578,381	0.45%	92.48%
36	L	2658	AMERICAN EQUITY INVESTMENT GRP	7,567,296	0.45%	92.92%
37	L	869	MINNESOTA MUT GRP	7,530,774	0.44%	93.37%
38	L	408	BROOKFIELD ASSET MGMT REINS PARTNERS	7,494,708	0.44%	93.81%
39	L	57320	WOODMEN WORLD LIFE INS SOC	5,943,072	0.35%	94.16%
40	L	300	HORACE MANN GRP	5,561,493	0.33%	94.49%
41	L	56685	GBU FINANCIAL LIFE	5,509,685	0.32%	94.81%
42	L	213	ERIE INS GRP	5,474,352	0.32%	95.14%
43	L	850	PENN MUT GRP	4,919,789	0.29%	95.43%
44	L	67423	ASPIDA LIFE INS CO	4,855,812	0.29%	95.71%
45	L	306	TRUSTAGE GRP	4,555,841	0.27%	95.98%
46	L	60445	SAGICOR LIFE INS CO	4,545,332	0.27%	96.25%
47	L	1348	MEIJI YASUDA LIFE INS GRP	4,281,261	0.25%	96.50%
48	L	56014	THRIVENT FINANCIAL FOR LUTHERANS	4,029,201	0.24%	96.74%
49	L	872	BANNER LIFE GRP	3,814,920	0.23%	96.96%
50	L	634	NATIONAL LIFE GRP	3,716,216	0.22%	97.18%
51	L	458	DAI-ICHI LIFE HOLDINGS INC GRP	3,582,959	0.21%	97.40%
52	L	4824	ADVANTAGE CAPITAL GRP	3,403,305	0.20%	97.60%
53	L	619	ONEAMERICA FIN PARTNERS GRP	3,330,451	0.20%	97.79%
54	L	4736	GGC GRP	3,058,976	0.18%	97.97%
55	L	943	AMERITAS MUT HOLDING GRP	2,975,468	0.18%	98.15%
56	L	4947	PROSPERITY LIFE INS GRP	2,666,734	0.16%	98.31%
57	L	56782	NATIONAL SLOVAK SOCIETY OF THE USA	2,529,701	0.15%	98.45%
58	L	169	SENTRY INS GRP	2,526,828	0.15%	98.60%
59	L	57541	MODERN WOODMEN OF AMER	2,372,494	0.14%	98.74%
60	L	769	GREAT WEST GRP	2,121,820	0.13%	98.87%
61	L	4890	SBL HOLDINGS GRP	1,945,744	0.11%	98.98%
62	L	3436	LIBERTY LIFE GRP TRUST GRP	1,849,141	0.11%	99.09%
63	L	449	FINANCIAL HOLDINGS GRP	1,498,002	0.09%	99.18%

**Life Insurance Industry
Life/Health and Fraternal Insurers
2022 Market Share Report - Total Premium
Annuity Considerations**

West Virginia

Rank	Business Type	Group/ Company Code	Group/Company Name	Direct Written Premium	Market Share	Cumulative Market Share
64	L	468	AEGON US HOLDING GRP	1,260,396	0.07%	99.26%
65	L	981	FIDELITY INVESTMENT INS & ANN GRP	1,115,909	0.07%	99.32%
66	L	4941	NATIONAL WESTERN LIFE GRP	1,020,899	0.06%	99.38%
67	L	1117	MANHATTAN LIFE GRP	896,158	0.05%	99.43%
68	L	4926	TALCOTT HOLDINGS GRP	832,552	0.05%	99.48%
69	L	56634	CROATIAN FRATERNAL UNION OF AMER	752,700	0.04%	99.53%
70	L	67180	OHIO STATE LIFE INS CO	715,691	0.04%	99.57%
71	L	84174	ELCO MUT LIFE & ANN	691,447	0.04%	99.61%
72	L	61212	BALTIMORE LIFE INS CO	576,346	0.03%	99.65%
73	L	5016	AQUARIAN INS HOLDINGS GRP	556,667	0.03%	99.68%
74	L	429	GUARDIAN LIFE GRP	531,987	0.03%	99.71%
75	L	290	GLOBE LIFE INC GRP	519,378	0.03%	99.74%
76	L	57711	WESTERN CATHOLIC UNION	470,189	0.03%	99.77%
77	L	330	AMERICAN FIDELITY CORP GRP	464,736	0.03%	99.80%
78	L	56707	ISDA FRATERNAL ASSOC	458,642	0.03%	99.82%
79	L	801	DIRECTORS INVESTMENT GRP	412,052	0.02%	99.85%
80	L	57010	WILLIAM PENN ASSN	307,019	0.02%	99.86%
81	L	244	CINCINNATI FIN GRP	270,554	0.02%	99.88%
82	L	4903	CALTON HOLDINGS GRP	256,721	0.02%	99.90%
83	L	64505	HOMESTEADERS LIFE CO	218,905	0.01%	99.91%
84	L	1211	NATIONAL GUARDIAN LIFE INS GRP	216,531	0.01%	99.92%
85	L	4011	GENWORTH FIN GRP	202,620	0.01%	99.93%
86	L	5024	FORTITUDE GRP HOLDINGS LLC GRP	192,493	0.01%	99.94%
87	L	4553	SAVINGS BANK LIFE GRP	155,000	0.01%	99.95%
88	L	588	KANSAS CITY LIFE INS GRP	128,288	0.01%	99.96%
89	L	315	INDUSTRIAL ALLIANCE GRP	109,957	0.01%	99.97%
90	L	291	ENCOVA MUT INS GRP	93,590	0.01%	99.97%
91	L	56340	FIRST CATH SLOVAK UNION OF US & CN	68,000	- %	99.98%
92	L	4996	UPSTREAM HOLDINGS GRP	55,000	- %	99.98%
93	L	904	JOHN HANCOCK GRP	53,991	- %	99.98%
94	L	5014	EVERLAKE HOLDINGS GRP	48,500	- %	99.99%
95	L	56413	UNITED TRANSPORTATION UNION INS ASSN	43,206	- %	99.99%
96	L	56456	UNITED STATES LETTER CARRIERS MUT BE	34,542	- %	99.99%
97	L	56332	FIRST CATH SLOVAK LADIES ASSN USA	24,250	- %	99.99%
98	L	513	IOWA FARM BUREAU GRP	20,912	- %	99.99%
99	L	11121	UNIFIED LIFE INS CO	16,116	- %	99.99%
100	L	4616	EVERENCE GRP	15,376	- %	100.00%
101	L	704	CONSTELLATION INS HOLDINGS GRP	14,765	- %	100.00%
102	L	7	FEDERATED MUT GRP	14,041	- %	100.00%
103	L	56154	GLEANER LIFE INS SOCIETY	10,000	- %	100.00%
104	L	28	AMICA MUT GRP	6,600	- %	100.00%
105	L	56936	SERB NATL FEDERATION	5,109	- %	100.00%
106	L	4862	ASSURITY GRP	2,997	- %	100.00%
107	L	535	COLUMBIAN LIFE GRP	2,391	- %	100.00%
108	L	70130	UNIVERSAL GUAR LIFE INS CO	2,338	- %	100.00%
109	L	8	ALLSTATE INS GRP	1,600	- %	100.00%
110	L	707	UNITEDHEALTH GRP	1,562	- %	100.00%
111	L	4750	PRIMERICA GRP	1,472	- %	100.00%
112	L	65927	LINCOLN HERITAGE LIFE INS CO	1,455	- %	100.00%
113	L	56030	CATHOLIC FINANCIAL LIFE	1,232	- %	100.00%
114	L	4712	GPM LIFE GRP	1,200	- %	100.00%
114	L	212	ZURICH INS GRP	1,200	- %	100.00%
116	L	57622	POLISH NATL ALLIANCE US OF NA	988	- %	100.00%
117	L	276	TRUSTMARK MUT HOLDING CO GRP	870	- %	100.00%
118	L	344	CHURCH PENSION FUND GRP	713	- %	100.00%
119	L	615	BENEFICIAL LIFE GRP	600	- %	100.00%
120	L	57053	CATHOLIC UNITED FINANCIAL	509	- %	100.00%
121	L	901	CIGNA HLTH GRP	474	- %	100.00%
122	L	57657	ROYAL NEIGHBORS OF AMER	360	- %	100.00%
123	L	525	PAN AMER LIFE GRP	240	- %	100.00%
124	L	451	FIDELITY SECURITY GRP	185	- %	100.00%
125	L	56170	WOMANS LIFE INS SOCIETY	50	- %	100.00%
			TOTAL	1,695,295,039	100.00%	100.00%

**Life Insurance Industry
Life/Health and Fraternal Insurers
2022 Market Share Report - Total Premium
Annuity Considerations**

Wisconsin

Rank	Business Type	Group/ Company Code	Group/Company Name	Direct Written Premium	Market Share	Cumulative Market Share
1	L	4734	APOLLO GLOBAL MGMT GRP	595,430,518	7.82%	7.82%
2	L	435	MASS MUT LIFE INS GRP	586,243,133	7.70%	15.53%
3	L	56014	THRIVENT FINANCIAL FOR LUTHERANS	384,856,557	5.06%	20.59%
4	L	140	NATIONWIDE CORP GRP	333,520,378	4.38%	24.97%
5	L	761	ALLIANZ INS GRP	331,541,608	4.36%	29.33%
6	L	20	LINCOLN NATL GRP	327,277,410	4.30%	33.63%
7	L	918	JACKSON NATL GRP	317,218,176	4.17%	37.80%
8	L	4832	VOYA FINANCIAL GRP	288,457,382	3.79%	41.59%
9	L	12	AMERICAN INTL GRP	281,527,956	3.70%	45.29%
10	L	709	PACIFIC LIFE GRP	276,260,388	3.63%	48.92%
11	L	4965	EQUITABLE HOLDINGS INC GRP	258,611,571	3.40%	52.32%
12	L	304	PRUDENTIAL OF AMER GRP	236,754,285	3.11%	55.43%
13	L	4932	BRIGHTHOUSE HOLDINGS GRP	225,470,927	2.96%	58.39%
14	L	3891	GLOBAL ATLANTIC GRP	186,930,464	2.46%	60.85%
15	L	826	NEW YORK LIFE GRP	184,573,162	2.43%	63.27%
16	L	241	METROPOLITAN GRP	170,146,334	2.24%	65.51%
17	L	431	SAMMONS ENTERPRISES GRP	137,018,099	1.80%	67.31%
18	L	836	WEST SOUTHERN GRP	131,231,725	1.72%	69.03%
19	L	670	FIDELITY NATL FIN INC GRP	125,268,659	1.65%	70.68%
20	L	860	NORTHWESTERN MUT GRP	122,652,809	1.61%	72.29%
21	L	619	ONEAMERICA FIN PARTNERS GRP	115,320,980	1.52%	73.81%
22	L	56685	GBU FINANCIAL LIFE	107,292,832	1.41%	75.22%
23	L	869	MINNESOTA MUT GRP	101,317,249	1.33%	76.55%
24	L	332	PRINCIPAL FIN GRP	100,293,188	1.32%	77.87%
25	L	4	AMERIPRISE FIN GRP	100,278,668	1.32%	79.18%
26	L	1216	TIAA FAMILY GRP	93,181,612	1.22%	80.41%
27	L	306	TRUSTAGE GRP	88,548,008	1.16%	81.57%
28	L	4988	BAYVIEW ASSET MANAGEMENT GRP	84,105,793	1.11%	82.68%
29	L	57541	MODERN WOODMEN OF AMER	76,076,474	1.00%	83.68%
30	L	169	SENTRY INS GRP	73,305,855	0.96%	84.64%
31	L	2658	AMERICAN EQUITY INVESTMENT GRP	66,202,703	0.87%	85.51%
32	L	261	MUTUAL OF OMAHA GRP	64,410,926	0.85%	86.36%
33	L	4794	GROUP 1001 INS HOLDINGS GRP	63,327,412	0.83%	87.19%
34	L	4855	SUMITOMO LIFE INS GRP	59,188,257	0.78%	87.97%
35	L	4925	KUVARE GRP	57,647,688	0.76%	88.73%
36	L	200	UNITED SERV AUTOMOBILE ASSN GRP	55,728,773	0.73%	89.46%
37	L	3098	TOKIO MARINE HOLDINGS INC GRP	55,059,929	0.72%	90.18%
38	L	1348	MEIJI YASUDA LIFE INS GRP	48,238,538	0.63%	90.82%
39	L	4736	GGC GRP	45,991,062	0.60%	91.42%
40	L	4890	SBL HOLDINGS GRP	41,892,971	0.55%	91.97%
41	L	4888	STERLING FINANCIAL INS GRP INC	38,792,630	0.51%	92.48%
42	L	3436	LIBERTY LIFE GRP TRUST GRP	36,798,292	0.48%	92.96%
43	L	458	DAI-ICHI LIFE HOLDINGS INC GRP	36,649,997	0.48%	93.45%
44	L	56693	GCU	36,506,487	0.48%	93.92%
45	L	233	CNO FINANCIAL GRP	32,728,512	0.43%	94.35%
46	L	872	BANNER LIFE GRP	31,850,222	0.42%	94.77%
47	L	4947	PROSPERITY LIFE INS GRP	30,486,919	0.40%	95.17%
48	L	62510	EQUITRUST LIFE INS CO	29,130,097	0.38%	95.56%
49	L	468	AEGON US HOLDING GRP	26,226,956	0.34%	95.90%
50	L	60445	SAGICOR LIFE INS CO	25,880,294	0.34%	96.24%
51	L	67423	ASPIDA LIFE INS CO	21,923,197	0.29%	96.53%
52	L	84174	ELCO MUT LIFE & ANN	21,797,705	0.29%	96.82%
53	L	801	DIRECTORS INVESTMENT GRP	20,931,262	0.28%	97.09%
54	L	408	BROOKFIELD ASSET MGMT REINS PARTNERS	16,156,497	0.21%	97.30%
55	L	56030	CATHOLIC FINANCIAL LIFE	15,706,937	0.21%	97.51%
56	L	449	FINANCIAL HOLDINGS GRP	15,233,272	0.20%	97.71%
57	L	981	FIDELITY INVESTMENT INS & ANN GRP	11,905,854	0.16%	97.87%
58	L	943	AMERITAS MUT HOLDING GRP	11,648,901	0.15%	98.02%
59	L	300	HORACE MANN GRP	9,959,322	0.13%	98.15%
60	L	212	ZURICH INS GRP	9,283,161	0.12%	98.27%
61	L	4941	NATIONAL WESTERN LIFE GRP	8,816,380	0.12%	98.39%
62	L	67180	OHIO STATE LIFE INS CO	8,748,690	0.11%	98.50%
63	L	429	GUARDIAN LIFE GRP	8,626,658	0.11%	98.62%

Life Insurance Industry
Life/Health and Fraternal Insurers
2022 Market Share Report - Total Premium
Annuity Considerations

Wisconsin

Rank	Business Type	Group/ Company Code	Group/Company Name	Direct Written Premium	Market Share	Cumulative Market Share
64	L	56340	FIRST CATH SLOVAK UNION OF US & CN	8,032,031	0.11%	98.72%
65	L	4926	TALCOTT HOLDINGS GRP	6,972,179	0.09%	98.81%
66	L	176	STATE FARM GRP	6,629,539	0.09%	98.90%
67	L	513	IOWA FARM BUREAU GRP	6,549,060	0.09%	98.99%
68	L	57487	CATHOLIC ORDER OF FORESTERS	6,230,141	0.08%	99.07%
69	L	574	AMERCO CORP GRP	5,483,062	0.07%	99.14%
70	L	5016	AQUARIAN INS HOLDINGS GRP	5,233,998	0.07%	99.21%
71	L	56782	NATIONAL SLOVAK SOCIETY OF THE USA	5,056,083	0.07%	99.28%
72	L	634	NATIONAL LIFE GRP	4,907,720	0.06%	99.34%
73	L	850	PENN MUT GRP	4,667,779	0.06%	99.40%
74	L	4903	CALTON HOLDINGS GRP	3,222,575	0.04%	99.44%
75	L	57142	SONS OF NORWAY	3,092,241	0.04%	99.49%
76	L	58017	BETTERLIFE	2,796,804	0.04%	99.52%
77	L	473	AMERICAN FAMILY INS GRP	2,450,446	0.03%	99.55%
78	L	56227	KSKJ LIFE	2,138,973	0.03%	99.58%
79	L	57630	POLISH ROMAN CATHOLIC UNION OF AMER	2,123,453	0.03%	99.61%
80	L	153	PEKIN INS GRP	2,114,622	0.03%	99.64%
81	L	56154	GLENER LIFE INS SOCIETY	2,069,616	0.03%	99.67%
82	L	5024	FORTITUDE GRP HOLDINGS LLC GRP	2,060,684	0.03%	99.69%
83	L	1117	MANHATTAN LIFE GRP	1,958,202	0.03%	99.72%
84	L	244	CINCINNATI FIN GRP	1,949,758	0.03%	99.74%
85	L	57657	ROYAL NEIGHBORS OF AMER	1,817,908	0.02%	99.77%
86	L	1211	NATIONAL GUARDIAN LIFE INS GRP	1,590,203	0.02%	99.79%
87	L	704	CONSTELLATION INS HOLDINGS GRP	1,515,725	0.02%	99.81%
88	L	50	COUNTRY INS & FIN SERV GRP	1,483,969	0.02%	99.83%
89	L	57711	WESTERN CATHOLIC UNION	1,310,506	0.02%	99.85%
90	L	213	ERIE INS GRP	1,204,697	0.02%	99.86%
91	L	56332	FIRST CATH SLOVAK LADIES ASSN USA	998,474	0.01%	99.87%
92	L	280	AUTO OWNERS GRP	936,436	0.01%	99.89%
93	L	769	GREAT WEST GRP	929,191	0.01%	99.90%
94	L	57320	WOODMEN WORLD LIFE INS SOC	825,304	0.01%	99.91%
95	L	904	JOHN HANCOCK GRP	651,226	0.01%	99.92%
96	L	315	INDUSTRIAL ALLIANCE GRP	632,201	0.01%	99.93%
97	L	57193	SLOVAK CATHOLIC SOKOL	588,242	0.01%	99.93%
98	L	7	FEDERATED MUT GRP	548,682	0.01%	99.94%
99	L	56138	CSA FRATERNAL LIFE	494,585	0.01%	99.95%
100	L	64505	HOMESTEADERS LIFE CO	463,988	0.01%	99.95%
101	L	367	PHYSICIANS MUT GRP	435,363	0.01%	99.96%
102	L	57568	1891 FINANCIAL LIFE	371,446	- %	99.96%
103	L	57053	CATHOLIC UNITED FINANCIAL	358,695	- %	99.97%
104	L	588	KANSAS CITY LIFE INS GRP	341,746	- %	99.97%
105	L	56456	UNITED STATES LETTER CARRIERS MUT BE	283,506	- %	99.98%
106	L	4553	SAVINGS BANK LIFE GRP	264,497	- %	99.98%
107	L	290	GLOBE LIFE INC GRP	218,342	- %	99.98%
108	L	56707	ISDA FRATERNAL ASSOC	201,000	- %	99.99%
109	L	525	PAN AMER LIFE GRP	163,265	- %	99.99%
110	L	56634	CROATIAN FRATERNAL UNION OF AMER	151,100	- %	99.99%
111	L	57673	SLOVENE NATL BENEFIT SOCIETY	96,506	- %	99.99%
112	L	5014	EVERLAKE HOLDINGS GRP	66,488	- %	99.99%
113	L	64580	ILLINOIS MUT LIFE INS CO	61,400	- %	99.99%
114	L	4853	AAA LIFE GRP	59,025	- %	99.99%
115	L	88668	MUTUAL OF AMER LIFE INS CO	58,386	- %	99.99%
116	L	4862	ASSURITY GRP	57,304	- %	100.00%
117	L	344	CHURCH PENSION FUND GRP	53,375	- %	100.00%
118	L	62928	EMC NATL LIFE CO	45,827	- %	100.00%
119	L	4877	TWA & AMFI CORP GRP	41,123	- %	100.00%
120	L	3527	AMERICAN ENTERPRISE MUT GRP	40,884	- %	100.00%
121	L	57010	WILLIAM PENN ASSN	30,000	- %	100.00%
122	L	276	TRUSTMARK MUT HOLDING CO GRP	23,728	- %	100.00%
123	L	28	AMICA MUT GRP	16,000	- %	100.00%
124	L	451	FIDELITY SECURITY GRP	14,557	- %	100.00%
125	L	4966	INSURANCE CAPITAL GRP	14,510	- %	100.00%
			TOTAL	7,609,433,011	100.00%	100.00%

**Life Insurance Industry
Life/Health and Fraternal Insurers
2022 Market Share Report - Total Premium
Annuity Considerations**

Wyoming

Rank	Business Type	Group/ Company Code	Group/Company Name	Direct Written Premium	Market Share	Cumulative Market Share
1	L	304	PRUDENTIAL OF AMER GRP	100,004,459	16.43%	16.43%
2	L	826	NEW YORK LIFE GRP	58,554,001	9.62%	26.06%
3	L	4734	APOLLO GLOBAL MGMT GRP	28,665,879	4.71%	30.77%
4	L	513	IOWA FARM BUREAU GRP	28,603,460	4.70%	35.47%
5	L	435	MASS MUT LIFE INS GRP	26,479,504	4.35%	39.82%
6	L	918	JACKSON NATL GRP	25,147,583	4.13%	43.95%
7	L	20	LINCOLN NATL GRP	25,034,513	4.11%	48.06%
8	L	1216	TIAA FAMILY GRP	21,565,349	3.54%	51.61%
9	L	619	ONEAMERICA FIN PARTNERS GRP	20,265,146	3.33%	54.94%
10	L	761	ALLIANZ INS GRP	17,357,976	2.85%	57.79%
11	L	12	AMERICAN INTL GRP	16,909,925	2.78%	60.57%
12	L	3891	GLOBAL ATLANTIC GRP	16,311,462	2.68%	63.25%
13	L	140	NATIONWIDE CORP GRP	16,188,114	2.66%	65.91%
14	L	4965	EQUITABLE HOLDINGS INC GRP	15,501,437	2.55%	68.46%
15	L	836	WEST SOUTHERN GRP	12,735,368	2.09%	70.55%
16	L	709	PACIFIC LIFE GRP	12,635,152	2.08%	72.63%
17	L	670	FIDELITY NATL FIN INC GRP	12,479,888	2.05%	74.68%
18	L	4932	BRIGHTHOUSE HOLDINGS GRP	10,664,322	1.75%	76.43%
19	L	200	UNITED SERV AUTOMOBILE ASSN GRP	10,616,246	1.74%	78.17%
20	L	431	SAMMONS ENTERPRISES GRP	9,715,143	1.60%	79.77%
21	L	4925	KUVARE GRP	9,222,882	1.52%	81.29%
22	L	4832	VOYA FINANCIAL GRP	8,350,327	1.37%	82.66%
23	L	241	METROPOLITAN GRP	7,744,587	1.27%	83.93%
24	L	4	AMERIPRISE FIN GRP	7,343,904	1.21%	85.14%
25	L	56014	THRIVENT FINANCIAL FOR LUTHERANS	6,839,211	1.12%	86.26%
26	L	4794	GROUP 1001 INS HOLDINGS GRP	6,152,929	1.01%	87.27%
27	L	2658	AMERICAN EQUITY INVESTMENT GRP	6,017,654	0.99%	88.26%
28	L	4888	STERLING FINANCIAL INS GRP INC	5,824,596	0.96%	89.22%
29	L	4988	BAYVIEW ASSET MANAGEMENT GRP	5,432,129	0.89%	90.11%
30	L	261	MUTUAL OF OMAHA GRP	4,211,950	0.69%	90.80%
31	L	458	DAI-ICHI LIFE HOLDINGS INC GRP	3,778,285	0.62%	91.42%
32	L	4890	SBL HOLDINGS GRP	3,599,417	0.59%	92.02%
33	L	62510	EQUITRUST LIFE INS CO	3,564,940	0.59%	92.60%
34	L	4824	ADVANTAGE CAPITAL GRP	3,383,159	0.56%	93.16%
35	L	176	STATE FARM GRP	3,320,329	0.55%	93.70%
36	L	4736	GGC GRP	2,974,449	0.49%	94.19%
37	L	4855	SUMITOMO LIFE INS GRP	2,702,978	0.44%	94.64%
38	L	60445	SAGICOR LIFE INS CO	2,671,093	0.44%	95.07%
39	L	943	AMERITAS MUT HOLDING GRP	2,656,062	0.44%	95.51%
40	L	429	GUARDIAN LIFE GRP	2,610,986	0.43%	95.94%
41	L	850	PENN MUT GRP	1,758,846	0.29%	96.23%
42	L	634	NATIONAL LIFE GRP	1,703,074	0.28%	96.51%
43	L	1348	MEIJI YASUDA LIFE INS GRP	1,619,309	0.27%	96.78%
44	L	332	PRINCIPAL FIN GRP	1,591,284	0.26%	97.04%
45	L	3098	TOKIO MARINE HOLDINGS INC GRP	1,342,405	0.22%	97.26%
46	L	860	NORTHWESTERN MUT GRP	1,332,450	0.22%	97.48%
47	L	408	BROOKFIELD ASSET MGMT REINS PARTNERS	1,310,207	0.22%	97.69%
48	L	869	MINNESOTA MUT GRP	1,178,495	0.19%	97.89%
49	L	212	ZURICH INS GRP	1,096,523	0.18%	98.07%
50	L	872	BANNER LIFE GRP	1,041,867	0.17%	98.24%
51	L	67423	ASPIDA LIFE INS CO	1,040,000	0.17%	98.41%
52	L	4947	PROSPERITY LIFE INS GRP	948,172	0.16%	98.56%
53	L	300	HORACE MANN GRP	852,228	0.14%	98.70%
54	L	769	GREAT WEST GRP	844,021	0.14%	98.84%
55	L	468	AEGON US HOLDING GRP	843,062	0.14%	98.98%
56	L	56685	GBU FINANCIAL LIFE	614,000	0.10%	99.08%
57	L	169	SENTRY INS GRP	596,393	0.10%	99.18%
58	L	306	TRUSTAGE GRP	550,003	0.09%	99.27%
59	L	233	CNO FINANCIAL GRP	542,359	0.09%	99.36%
60	L	981	FIDELITY INVESTMENT INS & ANN GRP	423,551	0.07%	99.43%
61	L	3436	LIBERTY LIFE GRP TRUST GRP	384,238	0.06%	99.49%
62	L	588	KANSAS CITY LIFE INS GRP	362,624	0.06%	99.55%
63	L	801	DIRECTORS INVESTMENT GRP	284,857	0.05%	99.60%

**Life Insurance Industry
Life/Health and Fraternal Insurers
2022 Market Share Report - Total Premium
Annuity Considerations**

Wyoming

Rank	Business Type	Group/ Company Code	Group/Company Name	Direct Written Premium	Market Share	Cumulative Market Share
64	L	5016	AQUARIAN INS HOLDINGS GRP	278,662	0.05%	99.64%
65	L	4926	TALCOTT HOLDINGS GRP	263,175	0.04%	99.69%
66	L	57541	MODERN WOODMEN OF AMER	214,347	0.04%	99.72%
67	L	4941	NATIONAL WESTERN LIFE GRP	185,732	0.03%	99.75%
68	L	1211	NATIONAL GUARDIAN LIFE INS GRP	167,077	0.03%	99.78%
69	L	5038	MIDWEST HOLDINGS INC GRP	139,904	0.02%	99.80%
70	L	67180	OHIO STATE LIFE INS CO	136,204	0.02%	99.83%
71	L	574	AMERCO CORP GRP	105,892	0.02%	99.84%
72	L	1117	MANHATTAN LIFE GRP	103,850	0.02%	99.86%
73	L	2878	UNITED HERITAGE MUT GRP	100,000	0.02%	99.88%
73	L	56154	GLEANER LIFE INS SOCIETY	100,000	0.02%	99.89%
75	L	449	FINANCIAL HOLDINGS GRP	78,312	0.01%	99.91%
76	L	704	CONSTELLATION INS HOLDINGS GRP	60,600	0.01%	99.92%
77	L	4553	SAVINGS BANK LIFE GRP	55,018	0.01%	99.92%
78	L	57657	ROYAL NEIGHBORS OF AMER	54,472	0.01%	99.93%
79	L	615	BENEFICIAL LIFE GRP	47,103	0.01%	99.94%
80	L	3527	AMERICAN ENTERPRISE MUT GRP	44,039	0.01%	99.95%
81	L	612	CITIZENS GRP	43,529	0.01%	99.96%
82	L	4011	GENWORTH FIN GRP	33,787	0.01%	99.96%
83	L	315	INDUSTRIAL ALLIANCE GRP	32,720	0.01%	99.97%
84	L	56332	FIRST CATH SLOVAK LADIES ASSN USA	30,000	- %	99.97%
85	L	5014	EVERLAKE HOLDINGS GRP	22,075	- %	99.98%
86	L	904	JOHN HANCOCK GRP	20,619	- %	99.98%
87	L	56456	UNITED STATES LETTER CARRIERS MUT BE	14,790	- %	99.98%
88	L	4862	ASSURITY GRP	14,673	- %	99.98%
89	L	60230	FARMERS LIFE INS CO	14,084	- %	99.99%
90	L	58017	BETTERLIFE	13,604	- %	99.99%
91	L	330	AMERICAN FIDELITY CORP GRP	12,400	- %	99.99%
92	L	64580	ILLINOIS MUT LIFE INS CO	8,200	- %	99.99%
93	L	5024	FORTITUDE GRP HOLDINGS LLC GRP	7,000	- %	99.99%
93	L	367	PHYSICIANS MUT GRP	7,000	- %	99.99%
95	L	62928	EMC NATL LIFE CO	6,500	- %	99.99%
96	L	60542	AMERICAN HOME LIFE INS CO	6,000	- %	100.00%
97	L	56480	WSA FRATERNAL LIFE	5,000	- %	100.00%
98	L	4900	US ALLIANCE CORP GRP	4,748	- %	100.00%
99	L	454	SECURITY NATL GRP	3,100	- %	100.00%
100	L	290	GLOBE LIFE INC GRP	2,863	- %	100.00%
101	L	56413	UNITED TRANSPORTATION UNION INS ASSN	1,855	- %	100.00%
102	L	57320	WOODMEN WORLD LIFE INS SOC	1,500	- %	100.00%
103	L	572	BCBS OF MI GRP	1,409	- %	100.00%
104	L	71404	CONTINENTAL GEN INS CO	1,250	- %	100.00%
105	L	65927	LINCOLN HERITAGE LIFE INS CO	974	- %	100.00%
106	L	4712	GPM LIFE GRP	900	- %	100.00%
107	L	707	UNITEDHEALTH GRP	625	- %	100.00%
108	L	451	FIDELITY SECURITY GRP	410	- %	100.00%
109	L	4750	PRIMERICA GRP	211	- %	100.00%
110	L	276	TRUSTMARK MUT HOLDING CO GRP	180	- %	100.00%
110	L	70130	UNIVERSAL GUAR LIFE INS CO	180	- %	100.00%
112	L	123	SHELTER INS GRP	50	- %	100.00%
113	L	56499	ASSURED LIFE ASSN	45	- %	100.00%
114	L	730	MEDICAL MUT OF OH GRP	37	- %	100.00%
			TOTAL	608,543,467	100.00%	100.00%

Life Insurance Industry
Life/Health and Fraternal Insurers
2022 Market Share Report - Total Premium
Annuity Considerations

American Samoa

Rank	Business Type	Group/ Company Code	Group/Company Name	Direct Written Premium	Market Share	Cumulative Market Share
1	L	4734	APOLLO GLOBAL MGMT GRP	203,126	89.90%	89.90%
2	L	4832	VOYA FINANCIAL GRP	13,419	5.94%	95.84%
3	L	300	HORACE MANN GRP	9,340	4.13%	99.97%
4	L	315	INDUSTRIAL ALLIANCE GRP	70	0.03%	100.00%
			TOTAL	225,955	100.00%	100.00%

**Life Insurance Industry
Life/Health and Fraternal Insurers
2022 Market Share Report - Total Premium
Annuity Considerations**

Guam

Rank	Business Type	Group/ Company Code	Group/Company Name	Direct Written Premium	Market Share	Cumulative Market Share
1	L	826	NEW YORK LIFE GRP	9,891,033	69.33%	69.33%
2	L	20	LINCOLN NATL GRP	2,267,035	15.89%	85.22%
3	L	4890	SBL HOLDINGS GRP	776,637	5.44%	90.66%
4	L	4832	VOYA FINANCIAL GRP	294,485	2.06%	92.72%
5	L	241	METROPOLITAN GRP	261,594	1.83%	94.56%
6	L	4941	NATIONAL WESTERN LIFE GRP	241,394	1.69%	96.25%
7	L	304	PRUDENTIAL OF AMER GRP	206,775	1.45%	97.70%
8	L	140	NATIONWIDE CORP GRP	68,522	0.48%	98.18%
9	L	4734	APOLLO GLOBAL MGMT GRP	56,793	0.40%	98.58%
10	L	2858	HOMESHIELD CAPITAL GRP	42,315	0.30%	98.87%
11	L	619	ONEAMERICA FIN PARTNERS GRP	33,807	0.24%	99.11%
12	L	4925	KUVARE GRP	28,009	0.20%	99.31%
13	L	4712	GPM LIFE GRP	23,042	0.16%	99.47%
14	L	200	UNITED SERV AUTOMOBILE ASSN GRP	16,867	0.12%	99.59%
15	L	315	INDUSTRIAL ALLIANCE GRP	14,058	0.10%	99.69%
16	L	4877	TWA & AMFI CORP GRP	10,512	0.07%	99.76%
17	L	408	BROOKFIELD ASSET MGMT REINS PARTNERS	10,400	0.07%	99.83%
18	L	4750	PRIMERICA GRP	7,701	0.05%	99.89%
19	L	60246	NETCARE LIFE & HLTH INS CO	2,693	0.02%	99.90%
20	L	4965	EQUITABLE HOLDINGS INC GRP	2,531	0.02%	99.92%
21	L	4	AMERIPRISE FIN GRP	2,400	0.02%	99.94%
22	L	300	HORACE MANN GRP	2,150	0.02%	99.95%
23	L	449	FINANCIAL HOLDINGS GRP	1,600	0.01%	99.97%
24	L	468	AEGON US HOLDING GRP	1,498	0.01%	99.98%
25	L	4794	GROUP 1001 INS HOLDINGS GRP	900	0.01%	99.98%
26	L	12	AMERICAN INTL GRP	732	0.01%	99.99%
27	L	261	MUTUAL OF OMAHA GRP	600	- %	99.99%
27	L	5014	EVERLAKE HOLDINGS GRP	600	- %	100.00%
29	L	69310	SURETY LIFE INS CO	300	- %	100.00%
30	L	1216	TIAA FAMILY GRP	255	- %	100.00%
			TOTAL	14,267,238	100.00%	100.00%

**Life Insurance Industry
Life/Health and Fraternal Insurers
2022 Market Share Report - Total Premium
Annuity Considerations**

Puerto Rico

Rank	Business Type	Group/ Company Code	Group/Company Name	Direct Written Premium	Market Share	Cumulative Market Share
1	L	71	UNIVERSAL INS CO GRP	437,405,845	32.59%	32.59%
2	L	4970	TRANS OCEANIC GRP INC	163,387,057	12.17%	44.77%
3	L	20	LINCOLN NATL GRP	139,889,921	10.42%	55.19%
4	L	140	NATIONWIDE CORP GRP	136,438,754	10.17%	65.36%
5	L	408	BROOKFIELD ASSET MGMT REINS PARTNERS	132,610,643	9.88%	75.24%
6	L	4965	EQUITABLE HOLDINGS INC GRP	99,581,105	7.42%	82.66%
7	L	435	MASS MUT LIFE INS GRP	61,035,791	4.55%	87.21%
8	L	670	FIDELITY NATL FIN INC GRP	44,067,843	3.28%	90.49%
9	L	79715	COOPERATIVA DE SEGUROS DE VIDA	27,187,613	2.03%	92.52%
10	L	261	MUTUAL OF OMAHA GRP	20,519,247	1.53%	94.05%
11	L	4941	NATIONAL WESTERN LIFE GRP	14,711,410	1.10%	95.14%
12	L	1216	TIAA FAMILY GRP	13,339,619	0.99%	96.14%
13	L	3098	TOKIO MARINE HOLDINGS INC GRP	13,153,991	0.98%	97.12%
14	L	4734	APOLLO GLOBAL MGMT GRP	7,052,928	0.53%	97.64%
15	L	536	GUIDEWELL MUT HOLDING GRP	5,888,820	0.44%	98.08%
16	L	315	INDUSTRIAL ALLIANCE GRP	4,187,611	0.31%	98.39%
17	L	304	PRUDENTIAL OF AMER GRP	3,527,885	0.26%	98.66%
18	L	4832	VOYA FINANCIAL GRP	2,937,514	0.22%	98.88%
19	L	4794	GROUP 1001 INS HOLDINGS GRP	2,795,584	0.21%	99.08%
20	L	918	JACKSON NATL GRP	2,374,397	0.18%	99.26%
21	L	872	BANNER LIFE GRP	2,288,029	0.17%	99.43%
22	L	241	METROPOLITAN GRP	1,578,628	0.12%	99.55%
23	L	704	CONSTELLATION INS HOLDINGS GRP	1,540,261	0.11%	99.66%
24	L	4932	BRIGHTHOUSE HOLDINGS GRP	983,490	0.07%	99.74%
25	L	869	MINNESOTA MUT GRP	612,800	0.05%	99.78%
26	L	1117	MANHATTAN LIFE GRP	559,800	0.04%	99.83%
27	L	468	AEGON US HOLDING GRP	455,265	0.03%	99.86%
28	L	431	SAMMONS ENTERPRISES GRP	437,932	0.03%	99.89%
29	L	836	WEST SOUTHERN GRP	294,345	0.02%	99.91%
30	L	12	AMERICAN INTL GRP	289,054	0.02%	99.94%
31	L	3891	GLOBAL ATLANTIC GRP	176,501	0.01%	99.95%
32	L	904	JOHN HANCOCK GRP	152,542	0.01%	99.96%
33	L	2658	AMERICAN EQUITY INVESTMENT GRP	137,008	0.01%	99.97%
34	L	4804	MULTINATIONAL GRP	108,787	0.01%	99.98%
35	L	826	NEW YORK LIFE GRP	90,929	0.01%	99.98%
36	L	709	PACIFIC LIFE GRP	76,110	0.01%	99.99%
37	L	5024	FORTITUDE GRP HOLDINGS LLC GRP	58,414	- %	99.99%
38	L	200	UNITED SERV AUTOMOBILE ASSN GRP	34,288	- %	100.00%
39	L	233	CNO FINANCIAL GRP	26,799	- %	100.00%
40	L	411	MAPFRE INS GRP	25,991	- %	100.00%
41	L	634	NATIONAL LIFE GRP	22,592	- %	100.00%
42	L	56456	UNITED STATES LETTER CARRIERS MUT BE	22,580	- %	100.00%
43	L	619	ONEAMERICA FIN PARTNERS GRP	8,593	- %	100.00%
44	L	8	ALLSTATE INS GRP	8,360	- %	100.00%
45	L	449	FINANCIAL HOLDINGS GRP	7,296	- %	100.00%
46	L	1211	NATIONAL GUARDIAN LIFE INS GRP	5,010	- %	100.00%
47	L	4890	SBL HOLDINGS GRP	3,000	- %	100.00%
48	L	4	AMERIPRISE FIN GRP	2,400	- %	100.00%
49	L	4750	PRIMERICA GRP	2,244	- %	100.00%
50	L	4213	WILTON RE GRP	800	- %	100.00%
51	L	169	SENTRY INS GRP	600	- %	100.00%
52	L	300	HORACE MANN GRP	60	- %	100.00%
			TOTAL	1,342,004,086	100.00%	100.00%

**Life Insurance Industry
Life/Health and Fraternal Insurers
2022 Market Share Report - Total Premium
Annuity Considerations**

U.S. Virgin Islands

Rank	Business Type	Group/ Company Code	Group/Company Name	Direct Written Premium	Market Share	Cumulative Market Share
1	L	918	JACKSON NATL GRP	3,623,402	29.72%	29.72%
2	L	4832	VOYA FINANCIAL GRP	2,427,352	19.91%	49.63%
3	L	1216	TIAA FAMILY GRP	2,334,870	19.15%	68.78%
4	L	241	METROPOLITAN GRP	1,010,110	8.29%	77.07%
5	L	140	NATIONWIDE CORP GRP	786,946	6.46%	83.53%
6	L	709	PACIFIC LIFE GRP	634,418	5.20%	88.73%
7	L	670	FIDELITY NATL FIN INC GRP	378,775	3.11%	91.84%
8	L	261	MUTUAL OF OMAHA GRP	233,159	1.91%	93.75%
9	L	4734	APOLLO GLOBAL MGMT GRP	206,005	1.69%	95.44%
10	L	20	LINCOLN NATL GRP	111,734	0.92%	96.36%
11	L	761	ALLIANZ INS GRP	102,164	0.84%	97.19%
12	L	1348	MEIJI YASUDA LIFE INS GRP	100,203	0.82%	98.02%
13	L	4965	EQUITABLE HOLDINGS INC GRP	47,569	0.39%	98.41%
14	L	4926	TALCOTT HOLDINGS GRP	40,402	0.33%	98.74%
15	L	200	UNITED SERV AUTOMOBILE ASSN GRP	36,900	0.30%	99.04%
16	L	435	MASS MUT LIFE INS GRP	19,767	0.16%	99.20%
17	L	176	STATE FARM GRP	12,400	0.10%	99.30%
18	L	4925	KUVARE GRP	12,042	0.10%	99.40%
19	L	315	INDUSTRIAL ALLIANCE GRP	10,755	0.09%	99.49%
20	L	300	HORACE MANN GRP	9,634	0.08%	99.57%
21	L	19	ASSURANT INC GRP	8,417	0.07%	99.64%
22	L	4932	BRIGHTHOUSE HOLDINGS GRP	8,344	0.07%	99.71%
23	L	904	JOHN HANCOCK GRP	8,187	0.07%	99.77%
24	L	69310	SURETY LIFE INS CO	7,069	0.06%	99.83%
25	L	431	SAMMONS ENTERPRISES GRP	7,000	0.06%	99.89%
26	L	2658	AMERICAN EQUITY INVESTMENT GRP	3,600	0.03%	99.92%
27	L	12	AMERICAN INTL GRP	3,257	0.03%	99.95%
28	L	3891	GLOBAL ATLANTIC GRP	1,450	0.01%	99.96%
29	L	5024	FORTITUDE GRP HOLDINGS LLC GRP	1,130	0.01%	99.97%
30	L	4941	NATIONAL WESTERN LIFE GRP	1,050	0.01%	99.98%
31	L	454	SECURITY NATL GRP	900	0.01%	99.98%
32	L	619	ONEAMERICA FIN PARTNERS GRP	650	0.01%	99.99%
33	L	233	CNO FINANCIAL GRP	585	- %	99.99%
34	L	458	DAI-ICHI LIFE HOLDINGS INC GRP	420	- %	100.00%
35	L	4750	PRIMERICA GRP	300	- %	100.00%
36	L	68772	SECURITY MUT LIFE INS CO OF NY	75	- %	100.00%
37	L	8	ALLSTATE INS GRP	54	- %	100.00%
38	L	4213	WILTON RE GRP	11	- %	100.00%
			TOTAL	12,191,106	100.00%	100.00%

Life Insurance Industry
 Life/Health and Fraternal Insurers
 2022 Market Share Report - Total Premium
 Annuity Considerations

Northern Mariana Islands

Rank	Business Type	Group/Company Code	Group/Company Name	Direct Written Premium	Market Share	Cumulative Market Share
1	L	2858	HOMESHIELD CAPITAL GRP	57,251	50.82%	50.82%
2	L	670	FIDELITY NATL FIN INC GRP	20,101	17.84%	68.67%
3	L	408	BROOKFIELD ASSET MGMT REINS PARTNERS	20,000	17.75%	86.42%
4	L	241	METROPOLITAN GRP	11,940	10.60%	97.02%
5	L	4750	PRIMERICA GRP	2,099	1.86%	98.89%
6	L	4832	VOYA FINANCIAL GRP	990	0.88%	99.76%
7	L	57320	WOODMEN WORLD LIFE INS SOC	200	0.18%	99.94%
8	L	60246	NETCARE LIFE & HLTH INS CO	66	0.06%	100.00%
			TOTAL	112,647	100.00%	100.00%

**Life Insurance Industry
Life/Health and Fraternal Insurers
2022 Market Share Report - Total Premium
Annuity Considerations**

Canada

Rank	Business Type	Group/ Company Code	Group/Company Name	Direct Written Premium	Market Share	Cumulative Market Share
1	L	4734	APOLLO GLOBAL MGMT GRP	4,759,983	20.41%	20.41%
2	L	241	METROPOLITAN GRP	4,137,700	17.75%	38.16%
3	L	1216	TIAA FAMILY GRP	3,268,697	14.02%	52.18%
4	L	304	PRUDENTIAL OF AMER GRP	2,176,372	9.33%	61.51%
5	L	872	BANNER LIFE GRP	2,151,237	9.23%	70.74%
6	L	435	MASS MUT LIFE INS GRP	1,992,781	8.55%	79.29%
7	L	140	NATIONWIDE CORP GRP	1,320,000	5.66%	84.95%
8	L	58033	KNIGHTS OF COLUMBUS	920,371	3.95%	88.89%
9	L	4832	VOYA FINANCIAL GRP	643,662	2.76%	91.65%
10	L	200	UNITED SERV AUTOMOBILE ASSN GRP	289,705	1.24%	92.90%
11	L	4855	SUMITOMO LIFE INS GRP	280,709	1.20%	94.10%
12	L	670	FIDELITY NATL FIN INC GRP	274,817	1.18%	95.28%
13	L	4965	EQUITABLE HOLDINGS INC GRP	260,999	1.12%	96.40%
14	L	761	ALLIANZ INS GRP	237,611	1.02%	97.42%
15	L	860	NORTHWESTERN MUT GRP	181,404	0.78%	98.20%
16	L	5014	EVERLAKE HOLDINGS GRP	133,906	0.57%	98.77%
17	L	619	ONEAMERICA FIN PARTNERS GRP	118,087	0.51%	99.28%
18	L	4932	BRIGHTHOUSE HOLDINGS GRP	71,554	0.31%	99.58%
19	L	2658	AMERICAN EQUITY INVESTMENT GRP	50,000	0.21%	99.80%
20	L	458	DAI-ICHI LIFE HOLDINGS INC GRP	22,841	0.10%	99.90%
21	L	332	PRINCIPAL FIN GRP	13,785	0.06%	99.95%
22	L	169	SENTRY INS GRP	5,815	0.02%	99.98%
23	L	4553	SAVINGS BANK LIFE GRP	4,000	0.02%	100.00%
24	L	58181	SUPREME COUNCIL THE ROYAL ARCANUM	1,100	- %	100.00%
25	L	12	AMERICAN INTL GRP	900	- %	100.00%
26	L	315	INDUSTRIAL ALLIANCE GRP	720	- %	100.00%
27	L	4736	GGC GRP	674	- %	100.00%
28	L	261	MUTUAL OF OMAHA GRP	489	- %	100.00%
29	L	468	AEGON US HOLDING GRP	325	- %	100.00%
30	L	943	AMERITAS MUT HOLDING GRP	120	- %	100.00%
31	L	572	BCBS OF MI GRP	40	- %	100.00%
			TOTAL	23,316,778	100.00%	100.00%

Life Insurance Industry
Life/Health and Fraternal Insurers
2022 Market Share Report - Total Premium
Annuity Considerations

Aggregate Other Alien

Rank	Business Type	Group/ Company Code	Group/Company Name	Direct Written Premium	Market Share	Cumulative Market Share
1	L	140	NATIONWIDE CORP GRP	22,380,104	20.12%	20.12%
2	L	241	METROPOLITAN GRP	16,555,708	14.89%	35.01%
3	L	872	BANNER LIFE GRP	15,786,516	14.19%	49.20%
4	L	1216	TIAA FAMILY GRP	15,077,513	13.56%	62.76%
5	L	12	AMERICAN INTL GRP	7,000,464	6.29%	69.05%
6	L	709	PACIFIC LIFE GRP	6,781,550	6.10%	75.15%
7	L	261	MUTUAL OF OMAHA GRP	5,248,839	4.72%	79.87%
8	L	4734	APOLLO GLOBAL MGMT GRP	4,553,473	4.09%	83.97%
9	L	4832	VOYA FINANCIAL GRP	3,514,026	3.16%	87.12%
10	L	918	JACKSON NATL GRP	3,196,737	2.87%	90.00%
11	L	20	LINCOLN NATL GRP	2,691,551	2.42%	92.42%
12	L	826	NEW YORK LIFE GRP	2,185,110	1.96%	94.38%
13	L	836	WEST SOUTHERN GRP	1,611,040	1.45%	95.83%
14	L	2658	AMERICAN EQUITY INVESTMENT GRP	1,553,680	1.40%	97.23%
15	L	304	PRUDENTIAL OF AMER GRP	1,336,715	1.20%	98.43%
16	L	1348	MEIJI YASUDA LIFE INS GRP	1,152,597	1.04%	99.47%
17	L	4794	GROUP 1001 INS HOLDINGS GRP	1,110,910	1.00%	100.00%
18	L	869	MINNESOTA MUT GRP	877,516	0.79%	100.00%
19	L	619	ONEAMERICA FIN PARTNERS GRP	603,095	0.54%	100.00%
20	L	56014	THRIVENT FINANCIAL FOR LUTHERANS	466,652	0.42%	100.00%
21	L	4890	SBL HOLDINGS GRP	464,042	0.42%	100.00%
22	L	200	UNITED SERV AUTOMOBILE ASSN GRP	378,727	0.34%	100.00%
23	L	431	SAMMONS ENTERPRISES GRP	352,748	0.32%	100.00%
24	L	4932	BRIGHTHOUSE HOLDINGS GRP	340,683	0.31%	100.00%
25	L	4941	NATIONAL WESTERN LIFE GRP	318,365	0.29%	100.00%
26	L	4	AMERIPRISE FIN GRP	315,889	0.28%	100.00%
27	L	5024	FORTITUDE GRP HOLDINGS LLC GRP	313,169	0.28%	100.00%
28	L	761	ALLIANZ INS GRP	271,900	0.24%	100.00%
29	L	435	MASS MUT LIFE INS GRP	268,796	0.24%	100.00%
30	L	315	INDUSTRIAL ALLIANCE GRP	170,370	0.15%	100.00%
31	L	4925	KUVARE GRP	133,603	0.12%	100.00%
32	L	860	NORTHWESTERN MUT GRP	132,108	0.12%	100.00%
33	L	468	AEGON US HOLDING GRP	108,170	0.10%	100.00%
34	L	588	KANSAS CITY LIFE INS GRP	91,483	0.08%	100.00%
35	L	904	JOHN HANCOCK GRP	90,571	0.08%	100.00%
36	L	300	HORACE MANN GRP	46,729	0.04%	100.00%
37	L	458	DAI-ICHI LIFE HOLDINGS INC GRP	45,650	0.04%	100.00%
38	L	176	STATE FARM GRP	40,134	0.04%	100.00%
39	L	670	FIDELITY NATL FIN INC GRP	38,944	0.04%	100.00%
40	L	344	CHURCH PENSION FUND GRP	36,900	0.03%	100.00%
41	L	3891	GLOBAL ATLANTIC GRP	32,651	0.03%	100.00%
42	L	634	NATIONAL LIFE GRP	31,540	0.03%	100.00%
43	L	4965	EQUITABLE HOLDINGS INC GRP	22,107	0.02%	100.00%
44	L	943	AMERITAS MUT HOLDING GRP	15,600	0.01%	100.00%
45	L	4853	AAA LIFE GRP	14,400	0.01%	100.00%
46	L	612	CITIZENS GRP	13,467	0.01%	100.00%
47	L	57541	MODERN WOODMEN OF AMER	11,500	0.01%	100.00%
48	L	2858	HOMESHIELD CAPITAL GRP	11,344	0.01%	100.00%
49	L	513	IOWA FARM BUREAU GRP	7,326	0.01%	100.00%
50	L	57487	CATHOLIC ORDER OF FORESTERS	7,000	0.01%	100.00%
51	L	449	FINANCIAL HOLDINGS GRP	5,634	0.01%	100.00%
52	L	850	PENN MUT GRP	4,500	- %	100.00%
53	L	1211	NATIONAL GUARDIAN LIFE INS GRP	4,053	- %	100.00%
54	L	244	CINCINNATI FIN GRP	3,775	- %	100.00%
55	L	4712	GPM LIFE GRP	3,546	- %	100.00%
56	L	56685	GBU FINANCIAL LIFE	2,800	- %	100.00%
57	L	60246	NETCARE LIFE & HLTH INS CO	2,026	- %	100.00%
58	L	4888	STERLING FINANCIAL INS GRP INC	2,000	- %	100.00%
59	L	5014	EVERLAKE HOLDINGS GRP	1,992	- %	100.00%
60	L	50	COUNTRY INS & FIN SERV GRP	1,885	- %	100.00%
61	L	4750	PRIMERICA GRP	1,314	- %	100.00%
62	L	69272	IBEXIS LIFE & ANN INS CO	1,200	- %	100.00%
62	L	4213	WILTON RE GRP	1,200	- %	100.00%

Life Insurance Industry
Life/Health and Fraternal Insurers
2022 Market Share Report - Total Premium
Annuity Considerations

Aggregate Other Alien

Rank	Business Type	Group/ Company Code	Group/Company Name	Direct Written Premium	Market Share	Cumulative Market Share
64	L	19	ASSURANT INC GRP	1,190	- %	100.00%
65	L	332	PRINCIPAL FIN GRP	728	- %	100.00%
66	L	212	ZURICH INS GRP	600	- %	100.00%
66	L	4855	SUMITOMO LIFE INS GRP	600	- %	100.00%
68	L	707	UNITEDHEALTH GRP	227	- %	100.00%
			TOTAL	111,217,941	100.00%	100.00%

**Totals for
Life Insurance,
Annuity Considerations,
Deposit-Type Contract Funds,
Other Considerations, and
Accident and Health Insurance
As Reported on the Life and Fraternal
Annual Statement**

NATIONAL ASSOCIATION OF INSURANCE COMMISSIONERS
2022 Life and Fraternal Insurance Industry
Totals Life Insurance, Annuities, Deposit Type Contracts, Other Considerations
and Accident & Health

Year	States and U.S. Territories	Aggregate Other Alien and Canada	Total States, U.S. Territories, Aggregate Other Alien and Canada
2013	739,093,192,352	22,115,768,525	761,208,960,877
2014	747,876,932,998	19,609,149,892	767,486,082,890
2015	788,151,759,675	16,731,604,850	804,883,364,525
2016	796,052,843,713	17,627,666,119	813,680,509,832
2017	820,302,376,223	17,198,702,040	837,501,078,263
2018	879,916,839,249	8,022,008,043	887,938,847,292
2019	942,355,305,985	4,348,199,874	946,703,505,859
2020	1,006,613,988,412	5,576,876,273	1,012,190,864,685
2021	1,085,536,074,447	4,586,635,751	1,090,122,710,198
2022	1,143,332,979,594	6,348,039,086	1,149,681,018,680

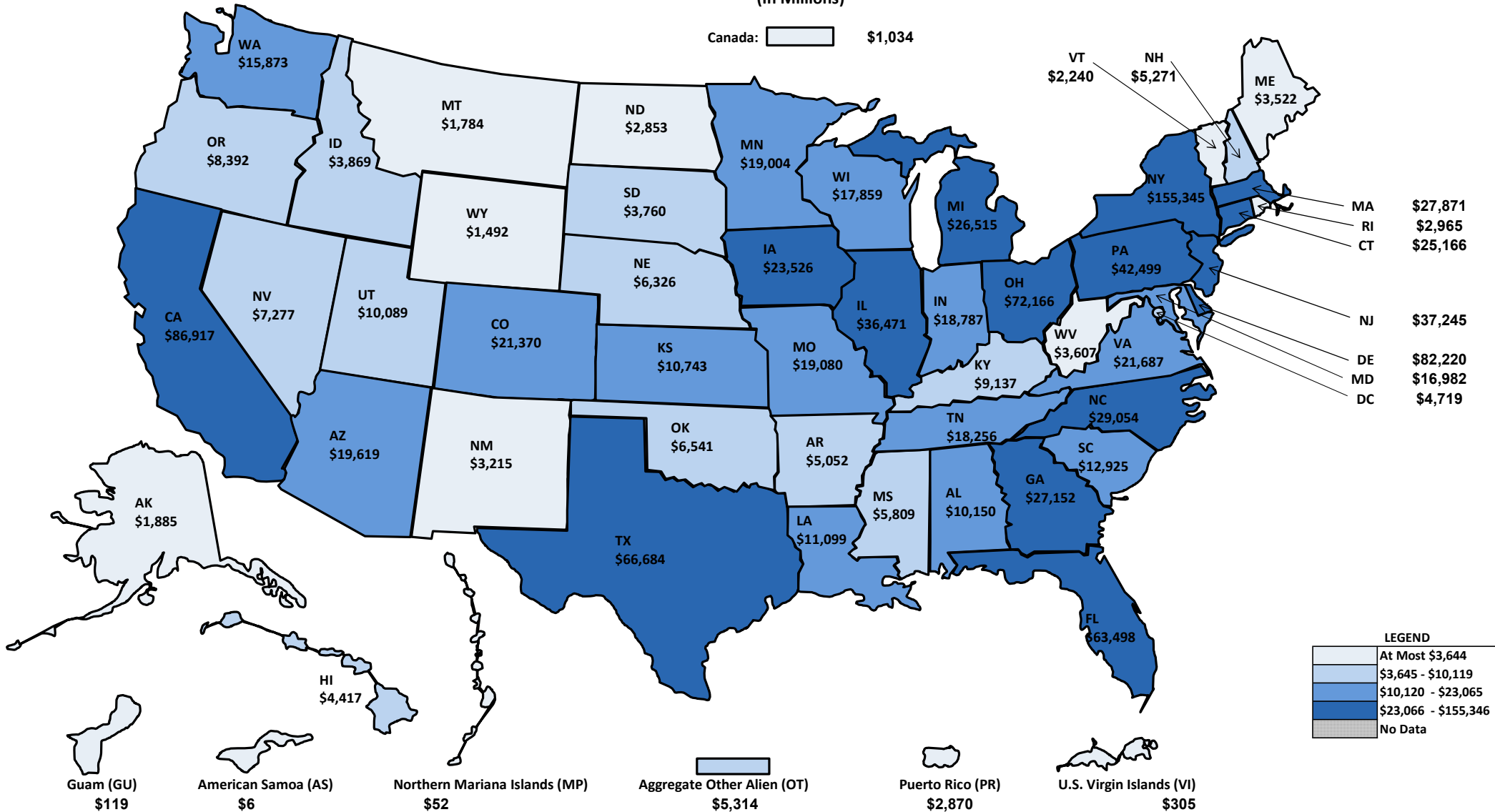
Life and Fraternal Insurance Industry Aggregates

2022 Direct Premiums Written by State

By State and U.S. Territory Totals

(In Millions)

Canada:  \$1,034



Minimum	1st Quartile	2nd Quartile	3rd Quartile	Maximum
\$6	\$3,645	\$10,120	\$23,066	\$155,345

Life Insurance Industry
Life/Health and Fraternal Insurers
2022 Market Share Report - Total Premium
Totals Life Ins, Annuity, Deposit Type Contracts, Other Considerations, and Accident & Health

States, U.S. Territories, Canada, Aggregate Other Alien

Rank	Business Type	Group/ Company Code	Group/Company Name	Direct Written Premium	Market Share	Cumulative Market Share
1	L	241	METROPOLITAN GRP	121,861,344,826	10.60%	10.60%
2	L	4965	EQUITABLE HOLDINGS INC GRP	75,565,811,144	6.57%	17.17%
3	L	826	NEW YORK LIFE GRP	51,023,125,847	4.44%	21.61%
4	L	435	MASS MUT LIFE INS GRP	47,172,728,701	4.10%	25.71%
5	L	304	PRUDENTIAL OF AMER GRP	46,562,195,133	4.05%	29.76%
6	L	707	UNITEDHEALTH GRP	43,898,763,299	3.82%	33.58%
7	L	1	CVS GRP	43,779,989,083	3.81%	37.39%
8	L	4734	APOLLO GLOBAL MGMT GRP	38,503,780,448	3.35%	40.74%
9	L	140	NATIONWIDE CORP GRP	36,761,566,314	3.20%	43.94%
10	L	836	WEST SOUTHERN GRP	36,050,612,813	3.14%	47.07%
11	L	20	LINCOLN NATL GRP	29,566,962,188	2.57%	49.64%
12	L	332	PRINCIPAL FIN GRP	27,345,973,888	2.38%	52.02%
13	L	12	AMERICAN INTL GRP	26,828,596,676	2.33%	54.36%
14	L	901	CIGNA HLTH GRP	25,567,685,222	2.22%	56.58%
15	L	769	GREAT WEST GRP	24,720,946,724	2.15%	58.73%
16	L	904	JOHN HANCOCK GRP	21,609,361,141	1.88%	60.61%
17	L	468	AEGON US HOLDING GRP	20,920,106,954	1.82%	62.43%
18	L	709	PACIFIC LIFE GRP	20,033,548,978	1.74%	64.17%
19	L	918	JACKSON NATL GRP	18,891,523,263	1.64%	65.82%
20	L	4832	VOYA FINANCIAL GRP	18,532,096,220	1.61%	67.43%
21	L	860	NORTHWESTERN MUT GRP	18,277,456,804	1.59%	69.02%
22	L	1216	TIAA FAMILY GRP	17,981,780,842	1.56%	70.58%
23	L	761	ALLIANZ INS GRP	15,795,506,214	1.37%	71.95%
24	L	3891	GLOBAL ATLANTIC GRP	13,824,663,803	1.20%	73.16%
25	L	4932	BRIGHTHOUSE HOLDINGS GRP	13,167,351,347	1.15%	74.30%
26	L	431	SAMMONS ENTERPRISES GRP	12,748,582,318	1.11%	75.41%
27	L	261	MUTUAL OF OMAHA GRP	12,711,290,353	1.11%	76.52%
28	L	429	GUARDIAN LIFE GRP	12,380,467,295	1.08%	77.59%
29	L	670	FIDELITY NATL FIN INC GRP	12,099,892,298	1.05%	78.65%
30	L	869	MINNESOTA MUT GRP	10,958,260,288	0.95%	79.60%
31	L	458	DAI-ICHI LIFE HOLDINGS INC GRP	10,301,509,573	0.90%	80.50%
32	L	565	UNUM GRP	9,067,088,572	0.79%	81.28%
33	L	1348	MEIJI YASUDA LIFE INS GRP	9,052,497,762	0.79%	82.07%
34	L	4855	SUMITOMO LIFE INS GRP	8,194,553,508	0.71%	82.78%
35	L	3098	TOKIO MARINE HOLDINGS INC GRP	8,069,469,446	0.70%	83.49%
36	L	200	UNITED SERV AUTOMOBILE ASSN GRP	7,502,210,506	0.65%	84.14%
37	L	619	ONEAMERICA FIN PARTNERS GRP	6,500,813,455	0.57%	84.70%
38	L	176	STATE FARM GRP	5,898,865,266	0.51%	85.22%
39	L	91	HARTFORD FIRE & CAS GRP	5,730,879,078	0.50%	85.72%
40	L	4	AMERIPRISE FIN GRP	5,500,213,017	0.48%	86.19%
41	L	233	CNO FINANCIAL GRP	5,462,041,287	0.48%	86.67%
42	L	306	TRUSTAGE GRP	5,448,568,186	0.47%	87.14%
43	L	370	AFLAC GRP	5,420,201,060	0.47%	87.61%
44	L	4890	SBL HOLDINGS GRP	5,275,745,327	0.46%	88.07%
45	L	56014	THRIVENT FINANCIAL FOR LUTHERANS	5,012,356,254	0.44%	88.51%
46	L	549	SUN LIFE FINANCIAL INC GRP	4,875,055,036	0.42%	88.93%
47	L	634	NATIONAL LIFE GRP	4,700,659,012	0.41%	89.34%
48	L	4925	KUVARE GRP	4,305,547,055	0.37%	89.72%
49	L	4794	GROUP 1001 INS HOLDINGS GRP	4,269,276,368	0.37%	90.09%
50	L	290	GLOBE LIFE INC GRP	4,257,759,490	0.37%	90.46%
51	L	943	AMERITAS MUT HOLDING GRP	4,208,289,565	0.37%	90.82%
52	L	4011	GENWORTH FIN GRP	3,822,260,670	0.33%	91.16%
53	L	850	PENN MUT GRP	3,579,304,512	0.31%	91.47%
54	L	872	BANNER LIFE GRP	3,571,539,068	0.31%	91.78%
55	L	2658	AMERICAN EQUITY INVESTMENT GRP	3,337,695,038	0.29%	92.07%
56	L	4750	PRIMERICA GRP	2,887,562,226	0.25%	92.32%
57	L	4888	STERLING FINANCIAL INS GRP INC	2,778,338,490	0.24%	92.56%
58	L	4926	TALCOTT HOLDINGS GRP	2,767,141,963	0.24%	92.80%
59	L	408	BROOKFIELD ASSET MGMT REINS PARTNERS	2,656,242,325	0.23%	93.03%
60	L	212	ZURICH INS GRP	2,548,424,186	0.22%	93.26%
61	L	1295	CENTENE CORP GRP	2,466,367,678	0.21%	93.47%
62	L	4988	BAYVIEW ASSET MANAGEMENT GRP	2,407,183,951	0.21%	93.68%
63	L	430	BCBS OF KS GRP	2,314,612,232	0.20%	93.88%

Life Insurance Industry
Life/Health and Fraternal Insurers
2022 Market Share Report - Total Premium
Totals Life Ins, Annuity, Deposit Type Contracts, Other Considerations, and Accident & Health
States, U.S. Territories, Canada, Aggregate Other Alien

Rank	Business Type	Group/ Company Code	Group/Company Name	Direct Written Premium	Market Share	Cumulative Market Share
64	L	4947	PROSPERITY LIFE INS GRP	2,271,009,448	0.20%	94.08%
65	L	62510	EQUITRUST LIFE INS CO	2,199,798,528	0.19%	94.27%
66	L	4824	ADVANTAGE CAPITAL GRP	2,000,405,290	0.17%	94.44%
67	L	8	ALLSTATE INS GRP	1,827,151,785	0.16%	94.60%
68	L	88668	MUTUAL OF AMER LIFE INS CO	1,815,838,622	0.16%	94.76%
69	L	4736	GGC GRP	1,747,855,514	0.15%	94.91%
70	L	58033	KNIGHTS OF COLUMBUS	1,628,157,118	0.14%	95.05%
71	L	330	AMERICAN FIDELITY CORP GRP	1,582,004,686	0.14%	95.19%
72	L	704	CONSTELLATION INS HOLDINGS GRP	1,515,646,999	0.13%	95.32%
73	L	451	FIDELITY SECURITY GRP	1,385,680,206	0.12%	95.44%
74	L	4853	AAA LIFE GRP	1,311,376,176	0.11%	95.56%
75	L	981	FIDELITY INVESTMENT INS & ANN GRP	1,242,763,297	0.11%	95.67%
76	L	60445	SAGICOR LIFE INS CO	1,232,161,513	0.11%	95.77%
77	L	57541	MODERN WOODMEN OF AMER	1,189,368,853	0.10%	95.88%
78	L	4992	RESOLUTION LIFE US HOLDINGS GRP	1,187,265,598	0.10%	95.98%
79	L	812	HIGHMARK GRP	1,140,376,136	0.10%	96.08%
80	L	449	FINANCIAL HOLDINGS GRP	1,045,725,961	0.09%	96.17%
81	L	626	CHUBB LTD GRP	1,018,649,169	0.09%	96.26%
82	L	68896	SOUTHERN FARM BUREAU LIFE INS CO	984,364,801	0.09%	96.34%
83	L	4844	LIA HOLDINGS GRP	978,855,408	0.09%	96.43%
84	L	300	HORACE MANN GRP	976,864,620	0.08%	96.51%
85	L	1211	NATIONAL GUARDIAN LIFE INS GRP	957,296,183	0.08%	96.60%
86	L	1117	MANHATTAN LIFE GRP	910,920,311	0.08%	96.68%
87	L	513	IOWA FARM BUREAU GRP	900,527,582	0.08%	96.76%
88	L	169	SENTRY INS GRP	875,257,355	0.08%	96.83%
89	L	31	BERKSHIRE HATHAWAY GRP	799,517,064	0.07%	96.90%
90	L	367	PHYSICIANS MUT GRP	784,315,729	0.07%	96.97%
91	L	119	HUMANA GRP	778,905,531	0.07%	97.04%
92	L	661	BCBS OF SC GRP	760,268,429	0.07%	97.10%
93	L	3527	AMERICAN ENTERPRISE MUT GRP	748,952,868	0.07%	97.17%
94	L	50	COUNTRY INS & FIN SERV GRP	735,202,473	0.06%	97.23%
95	L	5014	EVERLAKE HOLDINGS GRP	729,289,818	0.06%	97.30%
96	L	3436	LIBERTY LIFE GRP TRUST GRP	725,678,201	0.06%	97.36%
97	L	5038	MIDWEST HOLDINGS INC GRP	717,304,039	0.06%	97.42%
98	L	4213	WILTON RE GRP	698,640,826	0.06%	97.48%
99	L	57320	WOODMEN WORLD LIFE INS SOC	677,559,343	0.06%	97.54%
100	L	525	PAN AMER LIFE GRP	672,739,032	0.06%	97.60%
101	L	917	HCSC GRP	666,643,743	0.06%	97.66%
102	L	58068	INDEPENDENT ORDER OF FORESTERS US BR	660,680,711	0.06%	97.72%
103	L	65927	LINCOLN HERITAGE LIFE INS CO	659,452,382	0.06%	97.77%
104	L	520	NEW ERA LIFE GRP	645,063,415	0.06%	97.83%
105	L	67423	ASPIDA LIFE INS CO	627,054,759	0.05%	97.88%
106	L	276	TRUSTMARK MUT HOLDING CO GRP	624,240,514	0.05%	97.94%
107	L	56685	GBU FINANCIAL LIFE	598,911,447	0.05%	97.99%
108	L	671	ELEVANCE HLTH INC GRP	571,502,350	0.05%	98.04%
109	L	4939	WEA GRP	561,023,101	0.05%	98.09%
110	L	5016	AQUARIAN INS HOLDINGS GRP	556,132,383	0.05%	98.14%
111	L	64505	HOMESTEADERS LIFE CO	550,353,420	0.05%	98.18%
112	L	4803	SHELTERPOINT GRP INC	536,729,943	0.05%	98.23%
113	L	98	WR BERKLEY CORP GRP	536,088,323	0.05%	98.28%
114	L	4941	NATIONAL WESTERN LIFE GRP	516,757,906	0.04%	98.32%
115	L	588	KANSAS CITY LIFE INS GRP	506,837,291	0.04%	98.37%
116	L	315	INDUSTRIAL ALLIANCE GRP	486,112,746	0.04%	98.41%
117	L	473	AMERICAN FAMILY INS GRP	485,347,430	0.04%	98.45%
118	L	84174	ELCO MUT LIFE & ANN	482,804,146	0.04%	98.49%
119	L	71	UNIVERSAL INS CO GRP	460,025,218	0.04%	98.53%
120	L	215	KEMPER CORP GRP	435,380,577	0.04%	98.57%
121	L	801	DIRECTORS INVESTMENT GRP	424,183,343	0.04%	98.61%
122	L	574	AMERCO CORP GRP	419,758,375	0.04%	98.64%
123	L	244	CINCINNATI FIN GRP	404,047,707	0.04%	98.68%
124	L	536	GUIDEWELL MUT HOLDING GRP	400,213,234	0.03%	98.71%
125	L	68772	SECURITY MUT LIFE INS CO OF NY	398,779,395	0.03%	98.75%
			TOTAL	1,149,681,018,680	100.00%	100.00%

Life Insurance Industry
Life/Health and Fraternal Insurers
2022 Market Share Report - Total Premium
Totals Life Ins, Annuity, Deposit Type Contracts, Other Considerations, and Accident & Health

States and U.S. Territories

Rank	Business Type	Group/ Company Code	Group/Company Name	Direct Written Premium	Market Share	Cumulative Market Share
1	L	241	METROPOLITAN GRP	120,434,657,825	10.53%	10.53%
2	L	4965	EQUITABLE HOLDINGS INC GRP	75,527,944,957	6.61%	17.14%
3	L	826	NEW YORK LIFE GRP	50,919,063,738	4.45%	21.59%
4	L	435	MASS MUT LIFE INS GRP	47,013,339,325	4.11%	25.71%
5	L	304	PRUDENTIAL OF AMER GRP	46,427,069,148	4.06%	29.77%
6	L	707	UNITEDHEALTH GRP	43,789,228,615	3.83%	33.60%
7	L	1	CVS GRP	43,653,798,976	3.82%	37.41%
8	L	140	NATIONWIDE CORP GRP	36,736,759,381	3.21%	40.63%
9	L	4734	APOLLO GLOBAL MGMT GRP	36,493,918,930	3.19%	43.82%
10	L	836	WEST SOUTHERN GRP	36,047,557,653	3.15%	46.97%
11	L	20	LINCOLN NATL GRP	29,495,668,134	2.58%	49.55%
12	L	332	PRINCIPAL FIN GRP	27,317,187,276	2.39%	51.94%
13	L	12	AMERICAN INTL GRP	26,809,243,782	2.34%	54.29%
14	L	901	CIGNA HLTH GRP	25,095,748,424	2.19%	56.48%
15	L	769	GREAT WEST GRP	24,726,922,372	2.16%	58.64%
16	L	904	JOHN HANCOCK GRP	21,576,402,813	1.89%	60.53%
17	L	468	AEGON US HOLDING GRP	20,847,617,032	1.82%	62.35%
18	L	709	PACIFIC LIFE GRP	20,014,322,585	1.75%	64.10%
19	L	918	JACKSON NATL GRP	18,885,913,435	1.65%	65.76%
20	L	4832	VOYA FINANCIAL GRP	18,524,579,820	1.62%	67.38%
21	L	860	NORTHWESTERN MUT GRP	18,243,648,136	1.60%	68.97%
22	L	1216	TIAA FAMILY GRP	17,960,607,115	1.57%	70.54%
23	L	761	ALLIANZ INS GRP	15,793,448,039	1.38%	71.92%
24	L	3891	GLOBAL ATLANTIC GRP	13,821,584,217	1.21%	73.13%
25	L	4932	BRIGHTHOUSE HOLDINGS GRP	13,162,437,433	1.15%	74.28%
26	L	431	SAMMONS ENTERPRISES GRP	12,743,273,689	1.11%	75.40%
27	L	261	MUTUAL OF OMAHA GRP	12,697,651,871	1.11%	76.51%
28	L	429	GUARDIAN LIFE GRP	12,353,781,228	1.08%	77.59%
29	L	670	FIDELITY NATL FIN INC GRP	12,099,470,457	1.06%	78.65%
30	L	869	MINNESOTA MUT GRP	10,953,263,863	0.96%	79.61%
31	L	458	DAI-ICHI LIFE HOLDINGS INC GRP	10,299,325,931	0.90%	80.51%
32	L	1348	MEIJI YASUDA LIFE INS GRP	9,050,968,664	0.79%	81.30%
33	L	565	UNUM GRP	9,039,628,056	0.79%	82.09%
34	L	4855	SUMITOMO LIFE INS GRP	8,193,070,203	0.72%	82.81%
35	L	3098	TOKIO MARINE HOLDINGS INC GRP	8,069,415,801	0.71%	83.51%
36	L	200	UNITED SERV AUTOMOBILE ASSN GRP	7,499,696,755	0.66%	84.17%
37	L	619	ONEAMERICA FIN PARTNERS GRP	6,499,891,918	0.57%	84.74%
38	L	176	STATE FARM GRP	5,895,875,462	0.52%	85.25%
39	L	91	HARTFORD FIRE & CAS GRP	5,730,813,775	0.50%	85.75%
40	L	4	AMERIPRISE FIN GRP	5,498,703,180	0.48%	86.23%
41	L	233	CNO FINANCIAL GRP	5,461,915,840	0.48%	86.71%
42	L	306	TRUSTAGE GRP	5,447,461,313	0.48%	87.19%
43	L	370	AFLAC GRP	5,420,076,241	0.47%	87.66%
44	L	4890	SBL HOLDINGS GRP	5,275,144,434	0.46%	88.12%
45	L	56014	THRIVENT FINANCIAL FOR LUTHERANS	5,011,186,919	0.44%	88.56%
46	L	549	SUN LIFE FINANCIAL INC GRP	4,869,625,459	0.43%	88.99%
47	L	634	NATIONAL LIFE GRP	4,694,088,828	0.41%	89.40%
48	L	4925	KUVARE GRP	4,301,140,828	0.38%	89.77%
49	L	4794	GROUP 1001 INS HOLDINGS GRP	4,268,161,223	0.37%	90.15%
50	L	943	AMERITAS MUT HOLDING GRP	4,203,069,733	0.37%	90.52%
51	L	290	GLOBE LIFE INC GRP	4,103,423,799	0.36%	90.87%
52	L	4011	GENWORTH FIN GRP	3,822,173,972	0.33%	91.21%
53	L	850	PENN MUT GRP	3,577,331,518	0.31%	91.52%
54	L	872	BANNER LIFE GRP	3,552,527,447	0.31%	91.83%
55	L	2658	AMERICAN EQUITY INVESTMENT GRP	3,336,091,358	0.29%	92.12%
56	L	4750	PRIMERICA GRP	2,886,842,392	0.25%	92.38%
57	L	4888	STERLING FINANCIAL INS GRP INC	2,778,240,064	0.24%	92.62%
58	L	4926	TALCOTT HOLDINGS GRP	2,764,545,399	0.24%	92.86%
59	L	408	BROOKFIELD ASSET MGMT REINS PARTNERS	2,655,715,474	0.23%	93.09%
60	L	212	ZURICH INS GRP	2,544,799,319	0.22%	93.32%
61	L	1295	CENTENE CORP GRP	2,466,367,678	0.22%	93.53%
62	L	4988	BAYVIEW ASSET MANAGEMENT GRP	2,407,183,951	0.21%	93.74%
63	L	430	BCBS OF KS GRP	2,314,612,232	0.20%	93.95%

Life Insurance Industry
Life/Health and Fraternal Insurers
2022 Market Share Report - Total Premium
Totals Life Ins, Annuity, Deposit Type Contracts, Other Considerations, and Accident & Health
States and U.S. Territories

Rank	Business Type	Group/ Company Code	Group/Company Name	Direct Written Premium	Market Share	Cumulative Market Share
64	L	62510	EQUITRUST LIFE INS CO	2,199,798,306	0.19%	94.14%
65	L	4947	PROSPERITY LIFE INS GRP	2,155,996,708	0.19%	94.33%
66	L	4824	ADVANTAGE CAPITAL GRP	2,000,405,290	0.17%	94.50%
67	L	8	ALLSTATE INS GRP	1,827,135,707	0.16%	94.66%
68	L	88668	MUTUAL OF AMER LIFE INS CO	1,815,838,622	0.16%	94.82%
69	L	4736	GGC GRP	1,744,815,684	0.15%	94.97%
70	L	330	AMERICAN FIDELITY CORP GRP	1,578,780,210	0.14%	95.11%
71	L	704	CONSTELLATION INS HOLDINGS GRP	1,515,237,352	0.13%	95.24%
72	L	58033	KNIGHTS OF COLUMBUS	1,433,049,897	0.13%	95.37%
73	L	451	FIDELITY SECURITY GRP	1,385,675,955	0.12%	95.49%
74	L	4853	AAA LIFE GRP	1,310,908,070	0.11%	95.60%
75	L	981	FIDELITY INVESTMENT INS & ANN GRP	1,242,763,297	0.11%	95.71%
76	L	60445	SAGICOR LIFE INS CO	1,232,157,672	0.11%	95.82%
77	L	57541	MODERN WOODMEN OF AMER	1,189,314,805	0.10%	95.92%
78	L	812	HIGHMARK GRP	1,140,376,136	0.10%	96.02%
79	L	4992	RESOLUTION LIFE US HOLDINGS GRP	1,118,693,553	0.10%	96.12%
80	L	449	FINANCIAL HOLDINGS GRP	1,036,037,288	0.09%	96.21%
81	L	68896	SOUTHERN FARM BUREAU LIFE INS CO	984,364,801	0.09%	96.30%
82	L	4844	LIA HOLDINGS GRP	978,855,408	0.09%	96.38%
83	L	300	HORACE MANN GRP	976,778,853	0.09%	96.47%
84	L	1211	NATIONAL GUARDIAN LIFE INS GRP	957,278,611	0.08%	96.55%
85	L	1117	MANHATTAN LIFE GRP	907,923,966	0.08%	96.63%
86	L	513	IOWA FARM BUREAU GRP	900,493,331	0.08%	96.71%
87	L	169	SENTRY INS GRP	875,244,816	0.08%	96.79%
88	L	626	CHUBB LTD GRP	810,807,984	0.07%	96.86%
89	L	31	BERKSHIRE HATHAWAY GRP	799,517,064	0.07%	96.93%
90	L	367	PHYSICIANS MUT GRP	784,250,722	0.07%	97.00%
91	L	119	HUMANA GRP	778,905,531	0.07%	97.07%
92	L	661	BCBS OF SC GRP	760,268,429	0.07%	97.13%
93	L	3527	AMERICAN ENTERPRISE MUT GRP	748,948,714	0.07%	97.20%
94	L	50	COUNTRY INS & FIN SERV GRP	735,105,296	0.06%	97.26%
95	L	5014	EVERLAKE HOLDINGS GRP	728,585,462	0.06%	97.33%
96	L	3436	LIBERTY LIFE GRP TRUST GRP	725,678,201	0.06%	97.39%
97	L	5038	MIDWEST HOLDINGS INC GRP	717,301,874	0.06%	97.45%
98	L	4213	WILTON RE GRP	695,446,038	0.06%	97.51%
99	L	57320	WOODMEN WORLD LIFE INS SOC	677,559,343	0.06%	97.57%
100	L	917	HCSC GRP	666,643,743	0.06%	97.63%
101	L	58068	INDEPENDENT ORDER OF FORESTERS US BR	660,565,487	0.06%	97.69%
102	L	65927	LINCOLN HERITAGE LIFE INS CO	659,440,754	0.06%	97.75%
103	L	520	NEW ERA LIFE GRP	645,063,415	0.06%	97.80%
104	L	67423	ASPIDA LIFE INS CO	627,054,759	0.05%	97.86%
105	L	276	TRUSTMARK MUT HOLDING CO GRP	624,220,080	0.05%	97.91%
106	L	525	PAN AMER LIFE GRP	617,306,254	0.05%	97.97%
107	L	56685	GBU FINANCIAL LIFE	598,906,791	0.05%	98.02%
108	L	671	ELEVANCE HLTH INC GRP	571,502,350	0.05%	98.07%
109	L	4939	WEA GRP	561,023,101	0.05%	98.12%
110	L	5016	AQUARIAN INS HOLDINGS GRP	556,130,317	0.05%	98.17%
111	L	64505	HOMESTEADERS LIFE CO	550,299,625	0.05%	98.21%
112	L	4803	SHELTERPOINT GRP INC	536,729,943	0.05%	98.26%
113	L	98	WR BERKLEY CORP GRP	536,088,323	0.05%	98.31%
114	L	588	KANSAS CITY LIFE INS GRP	506,350,648	0.04%	98.35%
115	L	473	AMERICAN FAMILY INS GRP	485,347,430	0.04%	98.39%
116	L	84174	ELCO MUT LIFE & ANN	482,804,146	0.04%	98.44%
117	L	315	INDUSTRIAL ALLIANCE GRP	482,636,710	0.04%	98.48%
118	L	4941	NATIONAL WESTERN LIFE GRP	462,077,365	0.04%	98.52%
119	L	71	UNIVERSAL INS CO GRP	460,025,218	0.04%	98.56%
120	L	215	KEMPER CORP GRP	435,380,577	0.04%	98.60%
121	L	801	DIRECTORS INVESTMENT GRP	424,183,343	0.04%	98.63%
122	L	574	AMERCO CORP GRP	419,754,276	0.04%	98.67%
123	L	244	CINCINNATI FIN GRP	403,931,056	0.04%	98.71%
124	L	536	GUIDEWELL MUT HOLDING GRP	398,948,632	0.03%	98.74%
125	L	68772	SECURITY MUT LIFE INS CO OF NY	397,964,785	0.03%	98.78%
			TOTAL	1,143,332,979,594	100.00%	100.00%

Life Insurance Industry
Life/Health and Fraternal Insurers
2022 Market Share Report - Total Premium
Totals Life Ins, Annuity, Deposit Type Contracts, Other Considerations, and Accident & Health

Alabama

Rank	Business Type	Group/ Company Code	Group/Company Name	Direct Written Premium	Market Share	Cumulative Market Share
1	L	4734	APOLLO GLOBAL MGMT GRP	540,955,166	5.33%	5.33%
2	L	435	MASS MUT LIFE INS GRP	526,969,749	5.19%	10.52%
3	L	826	NEW YORK LIFE GRP	459,437,947	4.53%	15.05%
4	L	707	UNITEDHEALTH GRP	369,583,764	3.64%	18.69%
5	L	304	PRUDENTIAL OF AMER GRP	338,564,663	3.34%	22.02%
6	L	1	CVS GRP	326,911,733	3.22%	25.25%
7	L	20	LINCOLN NATL GRP	318,193,934	3.13%	28.38%
8	L	241	METROPOLITAN GRP	276,204,003	2.72%	31.10%
9	L	860	NORTHWESTERN MUT GRP	258,464,735	2.55%	33.65%
10	L	140	NATIONWIDE CORP GRP	255,107,613	2.51%	36.16%
11	L	904	JOHN HANCOCK GRP	241,917,082	2.38%	38.55%
12	L	261	MUTUAL OF OMAHA GRP	237,771,519	2.34%	40.89%
13	L	12	AMERICAN INTL GRP	220,445,108	2.17%	43.06%
14	L	290	GLOBE LIFE INC GRP	215,844,799	2.13%	45.19%
15	L	332	PRINCIPAL FIN GRP	203,736,228	2.01%	47.19%
16	L	4965	EQUITABLE HOLDINGS INC GRP	201,997,016	1.99%	49.18%
17	L	918	JACKSON NATL GRP	200,486,036	1.98%	51.16%
18	L	3891	GLOBAL ATLANTIC GRP	185,588,045	1.83%	52.99%
19	L	901	CIGNA HLTH GRP	176,615,836	1.74%	54.73%
20	L	769	GREAT WEST GRP	162,776,871	1.60%	56.33%
21	L	4932	BRIGHTHOUSE HOLDINGS GRP	158,143,218	1.56%	57.89%
22	L	431	SAMMONS ENTERPRISES GRP	158,105,783	1.56%	59.45%
23	L	5	ALFA INS GRP	152,541,476	1.50%	60.95%
24	L	761	ALLIANZ INS GRP	148,150,644	1.46%	62.41%
25	L	370	AFLAC GRP	147,906,924	1.46%	63.87%
26	L	4832	VOYA FINANCIAL GRP	147,638,424	1.45%	65.32%
27	L	670	FIDELITY NATL FIN INC GRP	138,764,304	1.37%	66.69%
28	L	468	AEGON US HOLDING GRP	136,489,494	1.34%	68.03%
29	L	565	UNUM GRP	135,837,418	1.34%	69.37%
30	L	1216	TIAA FAMILY GRP	135,189,145	1.33%	70.70%
31	L	709	PACIFIC LIFE GRP	126,628,820	1.25%	71.95%
32	L	176	STATE FARM GRP	125,875,275	1.24%	73.19%
33	L	1348	MEIJI YASUDA LIFE INS GRP	125,594,274	1.24%	74.43%
34	L	429	GUARDIAN LIFE GRP	125,319,686	1.23%	75.66%
35	L	458	DAI-ICHI LIFE HOLDINGS INC GRP	111,683,731	1.10%	76.76%
36	L	619	ONEAMERICA FIN PARTNERS GRP	108,792,380	1.07%	77.84%
37	L	306	TRUSTAGE GRP	107,262,412	1.06%	78.89%
38	L	4855	SUMITOMO LIFE INS GRP	94,714,331	0.93%	79.82%
39	L	836	WEST SOUTHERN GRP	83,567,790	0.82%	80.65%
40	L	3098	TOKIO MARINE HOLDINGS INC GRP	82,239,983	0.81%	81.46%
41	L	943	AMERITAS MUT HOLDING GRP	78,839,029	0.78%	82.24%
42	L	869	MINNESOTA MUT GRP	74,117,554	0.73%	82.97%
43	L	200	UNITED SERV AUTOMOBILE ASSN GRP	71,830,286	0.71%	83.67%
44	L	4988	BAYVIEW ASSET MANAGEMENT GRP	70,220,464	0.69%	84.37%
45	L	549	SUN LIFE FINANCIAL INC GRP	64,177,200	0.63%	85.00%
46	L	330	AMERICAN FIDELITY CORP GRP	63,984,987	0.63%	85.63%
47	L	91	HARTFORD FIRE & CAS GRP	56,127,734	0.55%	86.18%
48	L	57541	MODERN WOODMEN OF AMER	50,558,730	0.50%	86.68%
49	L	4	AMERIPRISE FIN GRP	48,120,893	0.47%	87.15%
50	L	57320	WOODMEN WORLD LIFE INS SOC	47,532,383	0.47%	87.62%
51	L	4011	GENWORTH FIN GRP	46,690,929	0.46%	88.08%
52	L	4750	PRIMERICA GRP	45,840,629	0.45%	88.53%
53	L	4794	GROUP 1001 INS HOLDINGS GRP	44,993,089	0.44%	88.98%
54	L	4890	SBL HOLDINGS GRP	42,606,956	0.42%	89.40%
55	L	634	NATIONAL LIFE GRP	41,026,454	0.40%	89.80%
56	L	4926	TALCOTT HOLDINGS GRP	40,032,086	0.39%	90.19%
57	L	215	KEMPER CORP GRP	37,978,880	0.37%	90.57%
58	L	408	BROOKFIELD ASSET MGMT REINS PARTNERS	36,770,327	0.36%	90.93%
59	L	4925	KUVARE GRP	36,757,855	0.36%	91.29%
60	L	4947	PROSPERITY LIFE INS GRP	34,616,327	0.34%	91.63%
61	L	4888	STERLING FINANCIAL INS GRP INC	32,965,177	0.32%	91.96%
62	L	233	CNO FINANCIAL GRP	32,378,138	0.32%	92.28%
63	L	60445	SAGICOR LIFE INS CO	32,248,039	0.32%	92.60%

Life Insurance Industry
Life/Health and Fraternal Insurers
2022 Market Share Report - Total Premium
Totals Life Ins, Annuity, Deposit Type Contracts, Other Considerations, and Accident & Health

Alabama

Rank	Business Type	Group/ Company Code	Group/Company Name	Direct Written Premium	Market Share	Cumulative Market Share
64	L	8	ALLSTATE INS GRP	30,328,727	0.30%	92.89%
65	L	4824	ADVANTAGE CAPITAL GRP	28,239,922	0.28%	93.17%
66	L	948	GULF GUARANTY GRP	26,426,036	0.26%	93.43%
67	L	212	ZURICH INS GRP	24,086,705	0.24%	93.67%
68	L	5016	AQUARIAN INS HOLDINGS GRP	23,451,201	0.23%	93.90%
69	L	367	PHYSICIANS MUT GRP	22,633,574	0.22%	94.12%
70	L	850	PENN MUT GRP	22,250,026	0.22%	94.34%
71	L	872	BANNER LIFE GRP	21,199,110	0.21%	94.55%
72	L	2658	AMERICAN EQUITY INVESTMENT GRP	20,499,338	0.20%	94.75%
73	L	65927	LINCOLN HERITAGE LIFE INS CO	19,685,968	0.19%	94.95%
74	L	62510	EQUITRUST LIFE INS CO	17,758,870	0.17%	95.12%
75	L	4213	WILTON RE GRP	16,096,746	0.16%	95.28%
76	L	50	COUNTRY INS & FIN SERV GRP	15,278,737	0.15%	95.43%
77	L	58068	INDEPENDENT ORDER OF FORESTERS US BR	15,129,643	0.15%	95.58%
78	L	704	CONSTELLATION INS HOLDINGS GRP	14,842,460	0.15%	95.73%
79	L	5014	EVERLAKE HOLDINGS GRP	13,792,793	0.14%	95.86%
80	L	56014	THRIVENT FINANCIAL FOR LUTHERANS	13,411,090	0.13%	96.00%
81	L	315	INDUSTRIAL ALLIANCE GRP	13,306,126	0.13%	96.13%
82	L	169	SENTRY INS GRP	13,240,694	0.13%	96.26%
83	L	1211	NATIONAL GUARDIAN LIFE INS GRP	12,911,097	0.13%	96.38%
84	L	4736	GGC GRP	12,869,593	0.13%	96.51%
85	L	4853	AAA LIFE GRP	12,450,383	0.12%	96.63%
86	L	93521	GRANULAR INS CO	12,297,813	0.12%	96.76%
87	L	58033	KNIGHTS OF COLUMBUS	11,555,866	0.11%	96.87%
88	L	65412	LIFE INS CO OF AL	11,474,269	0.11%	96.98%
89	L	451	FIDELITY SECURITY GRP	10,992,702	0.11%	97.09%
90	L	520	NEW ERA LIFE GRP	10,898,338	0.11%	97.20%
91	L	876	ARKANSAS BCBS GRP	10,768,798	0.11%	97.30%
92	L	4718	TIPTREE FIN GRP	10,765,559	0.11%	97.41%
93	L	67423	ASPIDA LIFE INS CO	10,579,405	0.10%	97.51%
94	L	812	HIGHMARK GRP	9,877,123	0.10%	97.61%
95	L	4803	SHELTERPOINT GRP INC	9,060,117	0.09%	97.70%
96	L	449	FINANCIAL HOLDINGS GRP	8,808,268	0.09%	97.79%
97	L	280	AUTO OWNERS GRP	8,353,457	0.08%	97.87%
98	L	300	HORACE MANN GRP	8,062,022	0.08%	97.95%
99	L	671	ELEVANCE HLTH INC GRP	7,985,044	0.08%	98.03%
100	L	77879	5 STAR LIFE INS CO	7,951,327	0.08%	98.11%
101	L	981	FIDELITY INVESTMENT INS & ANN GRP	7,934,719	0.08%	98.18%
102	L	88668	MUTUAL OF AMER LIFE INS CO	7,811,569	0.08%	98.26%
103	L	244	CINCINNATI FIN GRP	7,144,323	0.07%	98.33%
104	L	3436	LIBERTY LIFE GRP TRUST GRP	6,643,263	0.07%	98.40%
105	L	1117	MANHATTAN LIFE GRP	6,265,332	0.06%	98.46%
106	L	581	BOSTON MUT GRP	6,019,508	0.06%	98.52%
107	L	588	KANSAS CITY LIFE INS GRP	6,006,835	0.06%	98.58%
108	L	421	COLLATERAL HOLDINGS GRP	5,928,570	0.06%	98.64%
109	L	730	MEDICAL MUT OF OH GRP	5,635,577	0.06%	98.69%
110	L	4941	NATIONAL WESTERN LIFE GRP	5,524,138	0.05%	98.75%
111	L	5021	ONEMAIN HOLDINGS INC GRP	5,414,866	0.05%	98.80%
112	L	61921	CITIZENS SECURITY LIFE INS CO	5,214,008	0.05%	98.85%
113	L	661	BCBS OF SC GRP	5,204,214	0.05%	98.90%
114	L	7	FEDERATED MUT GRP	5,017,629	0.05%	98.95%
115	L	687	GUARANTEE TRUST GRP	4,926,476	0.05%	99.00%
116	L	3527	AMERICAN ENTERPRISE MUT GRP	4,854,619	0.05%	99.05%
117	L	801	DIRECTORS INVESTMENT GRP	4,729,353	0.05%	99.09%
118	L	64505	HOMESTEADERS LIFE CO	4,361,360	0.04%	99.14%
119	L	525	PAN AMER LIFE GRP	4,226,862	0.04%	99.18%
120	L	181	SWISS RE GRP	4,118,624	0.04%	99.22%
121	L	63290	FIDELITY LIFE ASSN A LEGAL RESERVE L	3,876,686	0.04%	99.26%
122	L	626	CHUBB LTD GRP	3,737,557	0.04%	99.29%
123	L	98	WR BERKLEY CORP GRP	3,541,661	0.03%	99.33%
124	L	276	TRUSTMARK MUT HOLDING CO GRP	3,532,287	0.03%	99.36%
125	L	535	COLUMBIAN LIFE GRP	3,266,016	0.03%	99.40%
			TOTAL	10,149,970,785	100.00%	100.00%

Life Insurance Industry
Life/Health and Fraternal Insurers
2022 Market Share Report - Total Premium
Totals Life Ins, Annuity, Deposit Type Contracts, Other Considerations, and Accident & Health

Alaska

Rank	Business Type	Group/ Company Code	Group/Company Name	Direct Written Premium	Market Share	Cumulative Market Share
1	L	4844	LIA HOLDINGS GRP	234,139,084	12.42%	12.42%
2	L	241	METROPOLITAN GRP	208,306,506	11.05%	23.47%
3	L	304	PRUDENTIAL OF AMER GRP	151,003,313	8.01%	31.48%
4	L	826	NEW YORK LIFE GRP	144,785,997	7.68%	39.16%
5	L	904	JOHN HANCOCK GRP	117,337,384	6.22%	45.38%
6	L	709	PACIFIC LIFE GRP	66,646,219	3.54%	48.92%
7	L	1	CVS GRP	56,560,677	3.00%	51.92%
8	L	20	LINCOLN NATL GRP	44,591,864	2.37%	54.28%
9	L	4734	APOLLO GLOBAL MGMT GRP	38,310,206	2.03%	56.31%
10	L	707	UNITEDHEALTH GRP	37,317,587	1.98%	58.29%
11	L	4832	VOYA FINANCIAL GRP	35,858,473	1.90%	60.20%
12	L	435	MASS MUT LIFE INS GRP	33,150,800	1.76%	61.95%
13	L	869	MINNESOTA MUT GRP	32,318,977	1.71%	63.67%
14	L	88668	MUTUAL OF AMER LIFE INS CO	30,808,647	1.63%	65.30%
15	L	565	UNUM GRP	30,465,056	1.62%	66.92%
16	L	943	AMERITAS MUT HOLDING GRP	29,242,782	1.55%	68.47%
17	L	332	PRINCIPAL FIN GRP	28,976,134	1.54%	70.01%
18	L	306	TRUSTAGE GRP	25,644,546	1.36%	71.37%
19	L	200	UNITED SERV AUTOMOBILE ASSN GRP	23,471,835	1.24%	72.61%
20	L	1348	MEIJI YASUDA LIFE INS GRP	23,420,754	1.24%	73.85%
21	L	12	AMERICAN INTL GRP	23,309,781	1.24%	75.09%
22	L	549	SUN LIFE FINANCIAL INC GRP	22,218,243	1.18%	76.27%
23	L	836	WEST SOUTHERN GRP	19,352,762	1.03%	77.29%
24	L	91	HARTFORD FIRE & CAS GRP	19,096,254	1.01%	78.31%
25	L	176	STATE FARM GRP	18,679,603	0.99%	79.30%
26	L	901	CIGNA HLTH GRP	18,572,961	0.99%	80.28%
27	L	468	AEGON US HOLDING GRP	18,052,160	0.96%	81.24%
28	L	140	NATIONWIDE CORP GRP	17,585,814	0.93%	82.17%
29	L	1216	TIAA FAMILY GRP	15,483,287	0.82%	83.00%
30	L	431	SAMMONS ENTERPRISES GRP	14,208,141	0.75%	83.75%
31	L	918	JACKSON NATL GRP	13,370,464	0.71%	84.46%
32	L	4988	BAYVIEW ASSET MANAGEMENT GRP	12,971,441	0.69%	85.15%
33	L	4926	TALCOTT HOLDINGS GRP	12,080,292	0.64%	85.79%
34	L	261	MUTUAL OF OMAHA GRP	11,376,473	0.60%	86.39%
35	L	4965	EQUITABLE HOLDINGS INC GRP	11,108,763	0.59%	86.98%
36	L	4855	SUMITOMO LIFE INS GRP	10,930,246	0.58%	87.56%
37	L	429	GUARDIAN LIFE GRP	10,337,230	0.55%	88.11%
38	L	670	FIDELITY NATL FIN INC GRP	10,311,192	0.55%	88.65%
39	L	761	ALLIANZ INS GRP	10,298,759	0.55%	89.20%
40	L	860	NORTHWESTERN MUT GRP	10,097,444	0.54%	89.74%
41	L	56014	THRIVENT FINANCIAL FOR LUTHERANS	9,715,852	0.52%	90.25%
42	L	212	ZURICH INS GRP	9,691,373	0.51%	90.77%
43	L	370	AFLAC GRP	8,977,737	0.48%	91.24%
44	L	4932	BRIGHTHOUSE HOLDINGS GRP	8,845,989	0.47%	91.71%
45	L	4736	GGC GRP	8,557,239	0.45%	92.17%
46	L	3098	TOKIO MARINE HOLDINGS INC GRP	8,470,749	0.45%	92.61%
47	L	769	GREAT WEST GRP	7,788,765	0.41%	93.03%
48	L	290	GLOBE LIFE INC GRP	7,666,813	0.41%	93.43%
49	L	4	AMERIPRISE FIN GRP	7,445,131	0.39%	93.83%
50	L	634	NATIONAL LIFE GRP	7,355,697	0.39%	94.22%
51	L	4890	SBL HOLDINGS GRP	7,225,325	0.38%	94.60%
52	L	330	AMERICAN FIDELITY CORP GRP	6,751,830	0.36%	94.96%
53	L	458	DAI-ICHI LIFE HOLDINGS INC GRP	6,312,916	0.33%	95.30%
54	L	619	ONEAMERICA FIN PARTNERS GRP	5,451,986	0.29%	95.58%
55	L	8	ALLSTATE INS GRP	5,215,840	0.28%	95.86%
56	L	4011	GENWORTH FIN GRP	5,017,611	0.27%	96.13%
57	L	3891	GLOBAL ATLANTIC GRP	4,808,595	0.26%	96.38%
58	L	4947	PROSPERITY LIFE INS GRP	4,394,049	0.23%	96.62%
59	L	850	PENN MUT GRP	3,920,017	0.21%	96.82%
60	L	4794	GROUP 1001 INS HOLDINGS GRP	3,616,222	0.19%	97.02%
61	L	4750	PRIMERICA GRP	3,568,585	0.19%	97.20%
62	L	4925	KUVARE GRP	3,039,000	0.16%	97.37%
63	L	50	COUNTRY INS & FIN SERV GRP	2,811,723	0.15%	97.52%

Life Insurance Industry
Life/Health and Fraternal Insurers
2022 Market Share Report - Total Premium
Totals Life Ins, Annuity, Deposit Type Contracts, Other Considerations, and Accident & Health

Alaska

Rank	Business Type	Group/ Company Code	Group/Company Name	Direct Written Premium	Market Share	Cumulative Market Share
64	L	661	BCBS OF SC GRP	2,778,348	0.15%	97.66%
65	L	981	FIDELITY INVESTMENT INS & ANN GRP	2,776,291	0.15%	97.81%
66	L	451	FIDELITY SECURITY GRP	2,764,393	0.15%	97.96%
67	L	93521	GRANULAR INS CO	2,663,605	0.14%	98.10%
68	L	169	SENTRY INS GRP	2,500,198	0.13%	98.23%
69	L	5014	EVERLAKE HOLDINGS GRP	2,486,006	0.13%	98.36%
70	L	408	BROOKFIELD ASSET MGMT REINS PARTNERS	2,377,775	0.13%	98.49%
71	L	872	BANNER LIFE GRP	2,158,030	0.11%	98.60%
72	L	4888	STERLING FINANCIAL INS GRP INC	1,895,530	0.10%	98.70%
73	L	2658	AMERICAN EQUITY INVESTMENT GRP	1,638,149	0.09%	98.79%
74	L	300	HORACE MANN GRP	1,274,514	0.07%	98.86%
75	L	64505	HOMESTEADERS LIFE CO	1,043,118	0.06%	98.91%
76	L	781	UNION LABOR GRP	978,917	0.05%	98.96%
77	L	4213	WILTON RE GRP	973,125	0.05%	99.02%
78	L	62510	EQUITRUST LIFE INS CO	961,493	0.05%	99.07%
79	L	23	BCS INS GRP	960,750	0.05%	99.12%
80	L	4853	AAA LIFE GRP	947,552	0.05%	99.17%
81	L	876	ARKANSAS BCBS GRP	900,516	0.05%	99.22%
82	L	58068	INDEPENDENT ORDER OF FORESTERS US BR	804,901	0.04%	99.26%
83	L	4992	RESOLUTION LIFE US HOLDINGS GRP	763,662	0.04%	99.30%
84	L	704	CONSTELLATION INS HOLDINGS GRP	753,788	0.04%	99.34%
85	L	233	CNO FINANCIAL GRP	739,986	0.04%	99.38%
86	L	90638	BEST LIFE & HLTH INS CO	736,456	0.04%	99.42%
87	L	367	PHYSICIANS MUT GRP	722,773	0.04%	99.46%
88	L	588	KANSAS CITY LIFE INS GRP	678,300	0.04%	99.49%
89	L	58033	KNIGHTS OF COLUMBUS	661,124	0.04%	99.53%
90	L	449	FINANCIAL HOLDINGS GRP	621,532	0.03%	99.56%
91	L	315	INDUSTRIAL ALLIANCE GRP	574,362	0.03%	99.59%
92	L	77879	5 STAR LIFE INS CO	573,671	0.03%	99.62%
93	L	98	WR BERKLEY CORP GRP	571,383	0.03%	99.65%
94	L	57142	SONS OF NORWAY	429,837	0.02%	99.67%
95	L	63290	FIDELITY LIFE ASSN A LEGAL RESERVE L	333,216	0.02%	99.69%
96	L	1117	MANHATTAN LIFE GRP	314,436	0.02%	99.71%
97	L	525	PAN AMER LIFE GRP	313,351	0.02%	99.73%
98	L	572	BCBS OF MI GRP	311,467	0.02%	99.74%
99	L	84174	ELCO MUT LIFE & ANN	309,045	0.02%	99.76%
100	L	4553	SAVINGS BANK LIFE GRP	296,024	0.02%	99.77%
101	L	181	SWISS RE GRP	231,844	0.01%	99.79%
102	L	4862	ASSURITY GRP	187,271	0.01%	99.80%
103	L	67423	ASPIDA LIFE INS CO	184,006	0.01%	99.81%
104	L	67180	OHIO STATE LIFE INS CO	170,911	0.01%	99.81%
105	L	4718	TIPTREE FIN GRP	167,150	0.01%	99.82%
106	L	69272	IBEXIS LIFE & ANN INS CO	159,808	0.01%	99.83%
107	L	65927	LINCOLN HERITAGE LIFE INS CO	154,305	0.01%	99.84%
108	L	1211	NATIONAL GUARDIAN LIFE INS GRP	140,438	0.01%	99.85%
109	L	276	TRUSTMARK MUT HOLDING CO GRP	138,832	0.01%	99.86%
110	L	5024	FORTITUDE GRP HOLDINGS LLC GRP	137,657	0.01%	99.86%
111	L	68772	SECURITY MUT LIFE INS CO OF NY	136,941	0.01%	99.87%
112	L	626	CHUBB LTD GRP	131,083	0.01%	99.88%
113	L	477	RENAISSANCE HLTH SERV CORP GRP	130,399	0.01%	99.88%
114	L	5016	AQUARIAN INS HOLDINGS GRP	124,485	0.01%	99.89%
115	L	473	AMERICAN FAMILY INS GRP	119,231	0.01%	99.90%
116	L	4877	TWA & AMFI CORP GRP	108,988	0.01%	99.90%
117	L	244	CINCINNATI FIN GRP	100,578	0.01%	99.91%
118	L	57541	MODERN WOODMEN OF AMER	91,358	- %	99.91%
119	L	57320	WOODMEN WORLD LIFE INS SOC	84,986	- %	99.92%
120	L	71404	CONTINENTAL GEN INS CO	81,039	- %	99.92%
121	L	687	GUARANTEE TRUST GRP	77,545	- %	99.93%
122	L	1186	LIFETIME HLTHCARE GRP	70,107	- %	99.93%
123	L	513	IOWA FARM BUREAU GRP	64,357	- %	99.93%
124	L	615	BENEFICIAL LIFE GRP	61,017	- %	99.94%
125	L	3527	AMERICAN ENTERPRISE MUT GRP	60,059	- %	99.94%
			TOTAL	1,885,296,695	100.00%	100.00%

Life Insurance Industry
Life/Health and Fraternal Insurers
2022 Market Share Report - Total Premium
Totals Life Ins, Annuity, Deposit Type Contracts, Other Considerations, and Accident & Health

Arizona

Rank	Business Type	Group/ Company Code	Group/Company Name	Direct Written Premium	Market Share	Cumulative Market Share
1	L	241	METROPOLITAN GRP	2,081,584,529	10.61%	10.61%
2	L	707	UNITEDHEALTH GRP	1,450,970,927	7.40%	18.01%
3	L	12	AMERICAN INTL GRP	1,095,809,825	5.59%	23.59%
4	L	304	PRUDENTIAL OF AMER GRP	941,216,662	4.80%	28.39%
5	L	140	NATIONWIDE CORP GRP	898,655,384	4.58%	32.97%
6	L	435	MASS MUT LIFE INS GRP	887,134,404	4.52%	37.49%
7	L	826	NEW YORK LIFE GRP	811,100,188	4.13%	41.63%
8	L	1	CVS GRP	682,126,025	3.48%	45.10%
9	L	4734	APOLLO GLOBAL MGMT GRP	657,185,404	3.35%	48.45%
10	L	901	CIGNA HLTH GRP	566,603,196	2.89%	51.34%
11	L	20	LINCOLN NATL GRP	476,411,802	2.43%	53.77%
12	L	761	ALLIANZ INS GRP	436,483,190	2.22%	55.99%
13	L	904	JOHN HANCOCK GRP	415,241,986	2.12%	58.11%
14	L	670	FIDELITY NATL FIN INC GRP	394,704,498	2.01%	60.12%
15	L	709	PACIFIC LIFE GRP	387,613,358	1.98%	62.10%
16	L	4965	EQUITABLE HOLDINGS INC GRP	377,625,148	1.92%	64.02%
17	L	431	SAMMONS ENTERPRISES GRP	331,918,572	1.69%	65.72%
18	L	918	JACKSON NATL GRP	302,285,574	1.54%	67.26%
19	L	261	MUTUAL OF OMAHA GRP	269,831,799	1.38%	68.63%
20	L	4932	BRIGHTHOUSE HOLDINGS GRP	264,227,496	1.35%	69.98%
21	L	458	DAI-ICHI LIFE HOLDINGS INC GRP	259,336,663	1.32%	71.30%
22	L	836	WEST SOUTHERN GRP	255,453,426	1.30%	72.60%
23	L	1216	TIAA FAMILY GRP	238,474,890	1.22%	73.82%
24	L	4832	VOYA FINANCIAL GRP	222,871,853	1.14%	74.95%
25	L	4855	SUMITOMO LIFE INS GRP	218,767,814	1.12%	76.07%
26	L	332	PRINCIPAL FIN GRP	210,482,001	1.07%	77.14%
27	L	200	UNITED SERV AUTOMOBILE ASSN GRP	208,753,425	1.06%	78.21%
28	L	860	NORTHWESTERN MUT GRP	198,258,344	1.01%	79.22%
29	L	869	MINNESOTA MUT GRP	187,350,743	0.95%	80.17%
30	L	3891	GLOBAL ATLANTIC GRP	186,685,258	0.95%	81.12%
31	L	468	AEGON US HOLDING GRP	175,236,385	0.89%	82.02%
32	L	565	UNUM GRP	150,537,606	0.77%	82.78%
33	L	4824	ADVANTAGE CAPITAL GRP	137,821,929	0.70%	83.49%
34	L	4888	STERLING FINANCIAL INS GRP INC	136,275,348	0.69%	84.18%
35	L	1348	MEIJI YASUDA LIFE INS GRP	123,904,786	0.63%	84.81%
36	L	429	GUARDIAN LIFE GRP	121,439,838	0.62%	85.43%
37	L	850	PENN MUT GRP	110,648,557	0.56%	86.00%
38	L	56014	THRIVENT FINANCIAL FOR LUTHERANS	106,780,351	0.54%	86.54%
39	L	176	STATE FARM GRP	106,246,515	0.54%	87.08%
40	L	91	HARTFORD FIRE & CAS GRP	97,179,534	0.50%	87.58%
41	L	4	AMERIPRISE FIN GRP	93,637,403	0.48%	88.05%
42	L	4890	SBL HOLDINGS GRP	84,853,199	0.43%	88.49%
43	L	3098	TOKIO MARINE HOLDINGS INC GRP	83,427,394	0.43%	88.91%
44	L	2658	AMERICAN EQUITY INVESTMENT GRP	81,157,917	0.41%	89.33%
45	L	306	TRUSTAGE GRP	80,041,485	0.41%	89.73%
46	L	549	SUN LIFE FINANCIAL INC GRP	77,220,450	0.39%	90.13%
47	L	370	AFLAC GRP	73,530,245	0.37%	90.50%
48	L	943	AMERITAS MUT HOLDING GRP	72,047,178	0.37%	90.87%
49	L	619	ONEAMERICA FIN PARTNERS GRP	68,328,836	0.35%	91.22%
50	L	4011	GENWORTH FIN GRP	68,169,368	0.35%	91.56%
51	L	4925	KUVARE GRP	66,817,920	0.34%	91.91%
52	L	634	NATIONAL LIFE GRP	65,334,195	0.33%	92.24%
53	L	4750	PRIMERICA GRP	62,527,535	0.32%	92.56%
54	L	408	BROOKFIELD ASSET MGMT REINS PARTNERS	58,477,126	0.30%	92.86%
55	L	212	ZURICH INS GRP	54,088,397	0.28%	93.13%
56	L	8	ALLSTATE INS GRP	52,290,563	0.27%	93.40%
57	L	4794	GROUP 1001 INS HOLDINGS GRP	52,011,503	0.27%	93.66%
58	L	290	GLOBE LIFE INC GRP	51,688,382	0.26%	93.93%
59	L	367	PHYSICIANS MUT GRP	49,017,913	0.25%	94.18%
60	L	872	BANNER LIFE GRP	48,719,516	0.25%	94.42%
61	L	5038	MIDWEST HOLDINGS INC GRP	46,022,987	0.23%	94.66%
62	L	233	CNO FINANCIAL GRP	44,387,042	0.23%	94.89%
63	L	4988	BAYVIEW ASSET MANAGEMENT GRP	41,954,454	0.21%	95.10%

Life Insurance Industry
Life/Health and Fraternal Insurers
2022 Market Share Report - Total Premium
Totals Life Ins, Annuity, Deposit Type Contracts, Other Considerations, and Accident & Health

Arizona

Rank	Business Type	Group/ Company Code	Group/Company Name	Direct Written Premium	Market Share	Cumulative Market Share
64	L	769	GREAT WEST GRP	41,162,677	0.21%	95.31%
65	L	62510	EQUITRUST LIFE INS CO	38,317,682	0.20%	95.50%
66	L	4926	TALCOTT HOLDINGS GRP	34,073,315	0.17%	95.68%
67	L	981	FIDELITY INVESTMENT INS & ANN GRP	32,367,922	0.16%	95.84%
68	L	513	IOWA FARM BUREAU GRP	32,022,830	0.16%	96.01%
69	L	88668	MUTUAL OF AMER LIFE INS CO	31,948,190	0.16%	96.17%
70	L	4736	GGC GRP	31,627,824	0.16%	96.33%
71	L	473	AMERICAN FAMILY INS GRP	28,606,004	0.15%	96.48%
72	L	520	NEW ERA LIFE GRP	26,520,385	0.14%	96.61%
73	L	451	FIDELITY SECURITY GRP	25,522,754	0.13%	96.74%
74	L	60445	SAGICOR LIFE INS CO	25,175,032	0.13%	96.87%
75	L	56693	GCU	24,781,166	0.13%	97.00%
76	L	67423	ASPIDA LIFE INS CO	23,386,157	0.12%	97.11%
77	L	3527	AMERICAN ENTERPRISE MUT GRP	23,384,872	0.12%	97.23%
78	L	5016	AQUARIAN INS HOLDINGS GRP	22,985,767	0.12%	97.35%
79	L	449	FINANCIAL HOLDINGS GRP	20,353,581	0.10%	97.45%
80	L	1211	NATIONAL GUARDIAN LIFE INS GRP	19,999,737	0.10%	97.56%
81	L	4853	AAA LIFE GRP	19,932,816	0.10%	97.66%
82	L	4941	NATIONAL WESTERN LIFE GRP	19,928,150	0.10%	97.76%
83	L	4947	PROSPERITY LIFE INS GRP	19,000,924	0.10%	97.86%
84	L	1117	MANHATTAN LIFE GRP	17,124,015	0.09%	97.94%
85	L	169	SENTRY INS GRP	16,877,148	0.09%	98.03%
86	L	704	CONSTELLATION INS HOLDINGS GRP	16,434,347	0.08%	98.11%
87	L	50	COUNTRY INS & FIN SERV GRP	16,399,910	0.08%	98.20%
88	L	5014	EVERLAKE HOLDINGS GRP	14,505,732	0.07%	98.27%
89	L	58033	KNIGHTS OF COLUMBUS	14,293,225	0.07%	98.34%
90	L	58068	INDEPENDENT ORDER OF FORESTERS US BR	14,228,846	0.07%	98.42%
91	L	4992	RESOLUTION LIFE US HOLDINGS GRP	13,639,496	0.07%	98.49%
92	L	330	AMERICAN FIDELITY CORP GRP	12,565,488	0.06%	98.55%
93	L	98	WR BERKLEY CORP GRP	11,326,675	0.06%	98.61%
94	L	300	HORACE MANN GRP	11,011,307	0.06%	98.66%
95	L	661	BCBS OF SC GRP	10,437,450	0.05%	98.72%
96	L	4862	ASSURITY GRP	10,101,290	0.05%	98.77%
97	L	65927	LINCOLN HERITAGE LIFE INS CO	9,694,472	0.05%	98.82%
98	L	276	TRUSTMARK MUT HOLDING CO GRP	9,455,507	0.05%	98.87%
99	L	730	MEDICAL MUT OF OH GRP	9,173,882	0.05%	98.91%
100	L	4903	CALTON HOLDINGS GRP	8,401,404	0.04%	98.96%
101	L	315	INDUSTRIAL ALLIANCE GRP	8,051,566	0.04%	99.00%
102	L	525	PAN AMER LIFE GRP	7,976,948	0.04%	99.04%
103	L	181	SWISS RE GRP	7,884,092	0.04%	99.08%
104	L	84174	ELCO MUT LIFE & ANN	7,762,124	0.04%	99.12%
105	L	588	KANSAS CITY LIFE INS GRP	7,297,308	0.04%	99.15%
106	L	587	ATLANTIC AMER GRP	7,143,847	0.04%	99.19%
107	L	7	FEDERATED MUT GRP	6,953,212	0.04%	99.23%
108	L	574	AMERCO CORP GRP	6,094,494	0.03%	99.26%
109	L	812	HIGHMARK GRP	5,425,202	0.03%	99.29%
110	L	4712	GPM LIFE GRP	5,422,793	0.03%	99.31%
111	L	3436	LIBERTY LIFE GRP TRUST GRP	5,326,416	0.03%	99.34%
112	L	4213	WILTON RE GRP	4,952,737	0.03%	99.37%
113	L	57541	MODERN WOODMEN OF AMER	4,878,417	0.02%	99.39%
114	L	687	GUARANTEE TRUST GRP	4,358,388	0.02%	99.41%
115	L	4553	SAVINGS BANK LIFE GRP	4,274,940	0.02%	99.43%
116	L	68772	SECURITY MUT LIFE INS CO OF NY	4,238,196	0.02%	99.46%
117	L	63290	FIDELITY LIFE ASSN A LEGAL RESERVE L	3,948,220	0.02%	99.48%
118	L	5021	ONEMAIN HOLDINGS INC GRP	3,701,372	0.02%	99.50%
119	L	626	CHUBB LTD GRP	3,683,903	0.02%	99.51%
120	L	801	DIRECTORS INVESTMENT GRP	3,573,506	0.02%	99.53%
121	L	93521	GRANULAR INS CO	3,536,032	0.02%	99.55%
122	L	153	PEKIN INS GRP	3,440,721	0.02%	99.57%
123	L	77879	5 STAR LIFE INS CO	3,439,732	0.02%	99.59%
124	L	31	BERKSHIRE HATHAWAY GRP	3,392,373	0.02%	99.60%
125	L	244	CINCINNATI FIN GRP	3,387,213	0.02%	99.62%
			TOTAL	19,618,515,760	100.00%	100.00%

Life Insurance Industry
Life/Health and Fraternal Insurers
2022 Market Share Report - Total Premium
Totals Life Ins, Annuity, Deposit Type Contracts, Other Considerations, and Accident & Health

Arkansas

Rank	Business Type	Group/ Company Code	Group/Company Name	Direct Written Premium	Market Share	Cumulative Market Share
1	L	707	UNITEDHEALTH GRP	288,277,630	5.71%	5.71%
2	L	435	MASS MUT LIFE INS GRP	197,791,983	3.91%	9.62%
3	L	4734	APOLLO GLOBAL MGMT GRP	189,020,763	3.74%	13.36%
4	L	20	LINCOLN NATL GRP	185,144,976	3.66%	17.03%
5	L	304	PRUDENTIAL OF AMER GRP	169,589,675	3.36%	20.38%
6	L	3891	GLOBAL ATLANTIC GRP	164,206,644	3.25%	23.63%
7	L	140	NATIONWIDE CORP GRP	158,950,880	3.15%	26.78%
8	L	826	NEW YORK LIFE GRP	153,180,113	3.03%	29.81%
9	L	12	AMERICAN INTL GRP	142,713,597	2.82%	32.64%
10	L	241	METROPOLITAN GRP	129,007,180	2.55%	35.19%
11	L	709	PACIFIC LIFE GRP	126,667,941	2.51%	37.70%
12	L	904	JOHN HANCOCK GRP	120,737,908	2.39%	40.09%
13	L	565	UNUM GRP	116,473,183	2.31%	42.39%
14	L	901	CIGNA HLTH GRP	115,834,110	2.29%	44.68%
15	L	860	NORTHWESTERN MUT GRP	97,017,711	1.92%	46.60%
16	L	261	MUTUAL OF OMAHA GRP	96,542,492	1.91%	48.52%
17	L	1	CVS GRP	96,252,469	1.91%	50.42%
18	L	1216	TIAA FAMILY GRP	94,314,006	1.87%	52.29%
19	L	4832	VOYA FINANCIAL GRP	92,395,388	1.83%	54.12%
20	L	4932	BRIGHTHOUSE HOLDINGS GRP	85,891,281	1.70%	55.82%
21	L	918	JACKSON NATL GRP	85,661,476	1.70%	57.51%
22	L	670	FIDELITY NATL FIN INC GRP	85,515,443	1.69%	59.20%
23	L	4965	EQUITABLE HOLDINGS INC GRP	83,045,895	1.64%	60.85%
24	L	468	AEGON US HOLDING GRP	82,373,924	1.63%	62.48%
25	L	68896	SOUTHERN FARM BUREAU LIFE INS CO	71,924,512	1.42%	63.90%
26	L	431	SAMMONS ENTERPRISES GRP	70,673,612	1.40%	65.30%
27	L	869	MINNESOTA MUT GRP	70,330,186	1.39%	66.69%
28	L	176	STATE FARM GRP	69,346,081	1.37%	68.06%
29	L	370	AFLAC GRP	66,839,385	1.32%	69.39%
30	L	761	ALLIANZ INS GRP	63,528,887	1.26%	70.65%
31	L	458	DAI-ICHI LIFE HOLDINGS INC GRP	56,597,309	1.12%	71.77%
32	L	332	PRINCIPAL FIN GRP	56,368,373	1.12%	72.88%
33	L	836	WEST SOUTHERN GRP	51,288,121	1.02%	73.90%
34	L	290	GLOBE LIFE INC GRP	50,007,379	0.99%	74.89%
35	L	876	ARKANSAS BCBS GRP	43,811,880	0.87%	75.75%
36	L	57541	MODERN WOODMEN OF AMER	43,192,649	0.85%	76.61%
37	L	429	GUARDIAN LIFE GRP	40,242,297	0.80%	77.40%
38	L	1348	MEIJI YASUDA LIFE INS GRP	38,461,817	0.76%	78.17%
39	L	4	AMERIPRISE FIN GRP	36,795,355	0.73%	78.89%
40	L	619	ONEAMERICA FIN PARTNERS GRP	36,688,799	0.73%	79.62%
41	L	3098	TOKIO MARINE HOLDINGS INC GRP	31,916,841	0.63%	80.25%
42	L	123	SHELTER INS GRP	31,593,806	0.63%	80.88%
43	L	4888	STERLING FINANCIAL INS GRP INC	30,577,265	0.61%	81.48%
44	L	4855	SUMITOMO LIFE INS GRP	30,217,368	0.60%	82.08%
45	L	233	CNO FINANCIAL GRP	28,795,296	0.57%	82.65%
46	L	200	UNITED SERV AUTOMOBILE ASSN GRP	27,911,279	0.55%	83.20%
47	L	56014	THRIVENT FINANCIAL FOR LUTHERANS	26,855,235	0.53%	83.73%
48	L	4794	GROUP 1001 INS HOLDINGS GRP	26,664,116	0.53%	84.26%
49	L	4890	SBL HOLDINGS GRP	26,348,862	0.52%	84.78%
50	L	408	BROOKFIELD ASSET MGMT REINS PARTNERS	25,310,422	0.50%	85.28%
51	L	306	TRUSTAGE GRP	25,284,703	0.50%	85.79%
52	L	330	AMERICAN FIDELITY CORP GRP	24,566,014	0.49%	86.27%
53	L	84174	ELCO MUT LIFE & ANN	22,194,772	0.44%	86.71%
54	L	4011	GENWORTH FIN GRP	21,950,544	0.43%	87.15%
55	L	4925	KUVARE GRP	21,590,397	0.43%	87.57%
56	L	769	GREAT WEST GRP	21,441,018	0.42%	88.00%
57	L	4824	ADVANTAGE CAPITAL GRP	20,612,037	0.41%	88.40%
58	L	91	HARTFORD FIRE & CAS GRP	19,860,016	0.39%	88.80%
59	L	549	SUN LIFE FINANCIAL INC GRP	19,496,512	0.39%	89.18%
60	L	57320	WOODMEN WORLD LIFE INS SOC	19,248,425	0.38%	89.56%
61	L	8	ALLSTATE INS GRP	17,002,976	0.34%	89.90%
62	L	4988	BAYVIEW ASSET MANAGEMENT GRP	16,435,119	0.33%	90.23%
63	L	850	PENN MUT GRP	15,934,888	0.32%	90.54%

Life Insurance Industry
Life/Health and Fraternal Insurers
2022 Market Share Report - Total Premium
Totals Life Ins, Annuity, Deposit Type Contracts, Other Considerations, and Accident & Health

Arkansas

Rank	Business Type	Group/ Company Code	Group/Company Name	Direct Written Premium	Market Share	Cumulative Market Share
64	L	4750	PRIMERICA GRP	15,876,603	0.31%	90.86%
65	L	943	AMERITAS MUT HOLDING GRP	15,861,318	0.31%	91.17%
66	L	212	ZURICH INS GRP	15,184,062	0.30%	91.47%
67	L	4926	TALCOTT HOLDINGS GRP	15,080,683	0.30%	91.77%
68	L	276	TRUSTMARK MUT HOLDING CO GRP	13,712,956	0.27%	92.04%
69	L	634	NATIONAL LIFE GRP	13,642,554	0.27%	92.31%
70	L	65927	LINCOLN HERITAGE LIFE INS CO	13,318,651	0.26%	92.57%
71	L	83836	SELECTED FUNERAL & LIFE INS CO	12,897,905	0.26%	92.83%
72	L	872	BANNER LIFE GRP	11,577,215	0.23%	93.06%
73	L	215	KEMPER CORP GRP	11,272,505	0.22%	93.28%
74	L	1117	MANHATTAN LIFE GRP	11,135,632	0.22%	93.50%
75	L	62510	EQUITRUST LIFE INS CO	10,291,098	0.20%	93.71%
76	L	88668	MUTUAL OF AMER LIFE INS CO	10,120,100	0.20%	93.91%
77	L	1211	NATIONAL GUARDIAN LIFE INS GRP	9,821,018	0.19%	94.10%
78	L	2658	AMERICAN EQUITY INVESTMENT GRP	9,760,012	0.19%	94.29%
79	L	4736	GGC GRP	9,628,440	0.19%	94.48%
80	L	449	FINANCIAL HOLDINGS GRP	9,185,160	0.18%	94.67%
81	L	4947	PROSPERITY LIFE INS GRP	8,016,759	0.16%	94.82%
82	L	704	CONSTELLATION INS HOLDINGS GRP	8,010,973	0.16%	94.98%
83	L	588	KANSAS CITY LIFE INS GRP	7,900,731	0.16%	95.14%
84	L	5016	AQUARIAN INS HOLDINGS GRP	7,687,708	0.15%	95.29%
85	L	626	CHUBB LTD GRP	6,916,867	0.14%	95.43%
86	L	3436	LIBERTY LIFE GRP TRUST GRP	6,877,866	0.14%	95.57%
87	L	661	BCBS OF SC GRP	6,559,809	0.13%	95.69%
88	L	367	PHYSICIANS MUT GRP	6,330,726	0.13%	95.82%
89	L	671	ELEVANCE HLTH INC GRP	6,312,082	0.12%	95.95%
90	L	4213	WILTON RE GRP	6,156,299	0.12%	96.07%
91	L	77879	5 STAR LIFE INS CO	6,097,121	0.12%	96.19%
92	L	451	FIDELITY SECURITY GRP	5,662,818	0.11%	96.30%
93	L	5014	EVERLAKE HOLDINGS GRP	5,459,478	0.11%	96.41%
94	L	520	NEW ERA LIFE GRP	5,446,267	0.11%	96.52%
95	L	4853	AAA LIFE GRP	5,433,748	0.11%	96.62%
96	L	4941	NATIONAL WESTERN LIFE GRP	5,061,014	0.10%	96.72%
97	L	454	SECURITY NATL GRP	5,059,738	0.10%	96.82%
98	L	801	DIRECTORS INVESTMENT GRP	4,924,525	0.10%	96.92%
99	L	67423	ASPIDA LIFE INS CO	4,870,243	0.10%	97.02%
100	L	99600	AMERICAN CENTURY LIFE INS CO	4,787,171	0.09%	97.11%
101	L	315	INDUSTRIAL ALLIANCE GRP	4,406,382	0.09%	97.20%
102	L	687	GUARANTEE TRUST GRP	4,341,316	0.09%	97.29%
103	L	58068	INDEPENDENT ORDER OF FORESTERS US BR	4,328,697	0.09%	97.37%
104	L	83968	CITIZENS FIDELITY INS CO	4,324,919	0.09%	97.46%
105	L	64505	HOMESTEADERS LIFE CO	4,298,393	0.09%	97.54%
106	L	4922	ENTERPRISE INVESTMENTS GRP	4,289,314	0.08%	97.63%
107	L	981	FIDELITY INVESTMENT INS & ANN GRP	4,286,065	0.08%	97.71%
108	L	58033	KNIGHTS OF COLUMBUS	4,224,292	0.08%	97.79%
109	L	300	HORACE MANN GRP	4,105,309	0.08%	97.88%
110	L	60445	SAGICOR LIFE INS CO	3,969,558	0.08%	97.95%
111	L	7	FEDERATED MUT GRP	3,921,161	0.08%	98.03%
112	L	83860	CYRUS LIFE INS CO	3,879,631	0.08%	98.11%
113	L	244	CINCINNATI FIN GRP	3,873,962	0.08%	98.19%
114	L	63819	UNITY FINANCIAL LIFE INS CO	3,823,666	0.08%	98.26%
115	L	181	SWISS RE GRP	3,718,197	0.07%	98.34%
116	L	3527	AMERICAN ENTERPRISE MUT GRP	3,414,876	0.07%	98.40%
117	L	525	PAN AMER LIFE GRP	3,361,532	0.07%	98.47%
118	L	612	CITIZENS GRP	3,272,158	0.06%	98.53%
119	L	581	BOSTON MUT GRP	2,960,484	0.06%	98.59%
120	L	812	HIGHMARK GRP	2,946,063	0.06%	98.65%
121	L	61921	CITIZENS SECURITY LIFE INS CO	2,940,338	0.06%	98.71%
122	L	98	WR BERKLEY CORP GRP	2,727,313	0.05%	98.76%
123	L	730	MEDICAL MUT OF OH GRP	2,446,051	0.05%	98.81%
124	L	280	AUTO OWNERS GRP	2,425,243	0.05%	98.86%
125	L	4992	RESOLUTION LIFE US HOLDINGS GRP	2,318,791	0.05%	98.91%
			TOTAL	5,052,358,877	100.00%	100.00%

Life Insurance Industry
Life/Health and Fraternal Insurers
2022 Market Share Report - Total Premium
Totals Life Ins, Annuity, Deposit Type Contracts, Other Considerations, and Accident & Health

California

Rank	Business Type	Group/ Company Code	Group/Company Name	Direct Written Premium	Market Share	Cumulative Market Share
1	L	304	PRUDENTIAL OF AMER GRP	5,937,879,236	6.83%	6.83%
2	L	826	NEW YORK LIFE GRP	5,465,327,380	6.29%	13.12%
3	L	435	MASS MUT LIFE INS GRP	4,371,223,323	5.03%	18.15%
4	L	4734	APOLLO GLOBAL MGMT GRP	3,467,653,944	3.99%	22.14%
5	L	241	METROPOLITAN GRP	3,087,365,316	3.55%	25.69%
6	L	12	AMERICAN INTL GRP	3,009,857,185	3.46%	29.15%
7	L	468	AEGON US HOLDING GRP	2,873,449,112	3.31%	32.46%
8	L	904	JOHN HANCOCK GRP	2,863,411,259	3.29%	35.75%
9	L	709	PACIFIC LIFE GRP	2,785,212,245	3.20%	38.96%
10	L	1	CVS GRP	2,631,321,151	3.03%	41.99%
11	L	20	LINCOLN NATL GRP	2,438,115,452	2.81%	44.79%
12	L	140	NATIONWIDE CORP GRP	2,426,687,119	2.79%	47.58%
13	L	707	UNITEDHEALTH GRP	2,386,127,602	2.75%	50.33%
14	L	1216	TIAA FAMILY GRP	2,078,381,199	2.39%	52.72%
15	L	761	ALLIANZ INS GRP	1,962,572,447	2.26%	54.98%
16	L	901	CIGNA HLTH GRP	1,857,242,457	2.14%	57.11%
17	L	4965	EQUITABLE HOLDINGS INC GRP	1,810,187,636	2.08%	59.20%
18	L	4832	VOYA FINANCIAL GRP	1,783,347,018	2.05%	61.25%
19	L	332	PRINCIPAL FIN GRP	1,750,410,854	2.01%	63.26%
20	L	431	SAMMONS ENTERPRISES GRP	1,534,960,754	1.77%	65.03%
21	L	918	JACKSON NATL GRP	1,328,049,253	1.53%	66.56%
22	L	860	NORTHWESTERN MUT GRP	1,319,287,766	1.52%	68.07%
23	L	3891	GLOBAL ATLANTIC GRP	1,230,883,341	1.42%	69.49%
24	L	429	GUARDIAN LIFE GRP	1,179,798,428	1.36%	70.85%
25	L	634	NATIONAL LIFE GRP	1,156,405,674	1.33%	72.18%
26	L	836	WEST SOUTHERN GRP	1,153,567,372	1.33%	73.51%
27	L	4932	BRIGHTHOUSE HOLDINGS GRP	1,140,162,297	1.31%	74.82%
28	L	1348	MEIJI YASUDA LIFE INS GRP	992,078,852	1.14%	75.96%
29	L	4855	SUMITOMO LIFE INS GRP	971,053,785	1.12%	77.08%
30	L	670	FIDELITY NATL FIN INC GRP	950,847,276	1.09%	78.17%
31	L	1295	CENTENE CORP GRP	933,193,476	1.07%	79.24%
32	L	869	MINNESOTA MUT GRP	926,789,364	1.07%	80.31%
33	L	565	UNUM GRP	879,633,460	1.01%	81.32%
34	L	769	GREAT WEST GRP	854,168,837	0.98%	82.30%
35	L	200	UNITED SERV AUTOMOBILE ASSN GRP	799,629,351	0.92%	83.22%
36	L	261	MUTUAL OF OMAHA GRP	657,186,725	0.76%	83.98%
37	L	619	ONEAMERICA FIN PARTNERS GRP	581,744,684	0.67%	84.65%
38	L	176	STATE FARM GRP	572,533,721	0.66%	85.31%
39	L	458	DAI-ICHI LIFE HOLDINGS INC GRP	527,686,221	0.61%	85.92%
40	L	4	AMERIPRISE FIN GRP	518,442,155	0.60%	86.51%
41	L	4750	PRIMERICA GRP	507,178,539	0.58%	87.10%
42	L	91	HARTFORD FIRE & CAS GRP	466,887,051	0.54%	87.63%
43	L	306	TRUSTAGE GRP	456,730,654	0.53%	88.16%
44	L	4853	AAA LIFE GRP	450,815,008	0.52%	88.68%
45	L	212	ZURICH INS GRP	435,784,783	0.50%	89.18%
46	L	943	AMERITAS MUT HOLDING GRP	431,076,406	0.50%	89.67%
47	L	370	AFLAC GRP	427,171,974	0.49%	90.17%
48	L	4890	SBL HOLDINGS GRP	413,313,823	0.48%	90.64%
49	L	4011	GENWORTH FIN GRP	407,780,766	0.47%	91.11%
50	L	330	AMERICAN FIDELITY CORP GRP	403,743,739	0.46%	91.58%
51	L	3098	TOKIO MARINE HOLDINGS INC GRP	389,750,254	0.45%	92.02%
52	L	4925	KUVARE GRP	351,564,681	0.40%	92.43%
53	L	549	SUN LIFE FINANCIAL INC GRP	342,365,363	0.39%	92.82%
54	L	4926	TALCOTT HOLDINGS GRP	339,542,561	0.39%	93.21%
55	L	408	BROOKFIELD ASSET MGMT REINS PARTNERS	336,693,350	0.39%	93.60%
56	L	4794	GROUP 1001 INS HOLDINGS GRP	300,509,758	0.35%	93.95%
57	L	290	GLOBE LIFE INC GRP	289,989,100	0.33%	94.28%
58	L	850	PENN MUT GRP	282,462,634	0.32%	94.60%
59	L	56014	THRIVENT FINANCIAL FOR LUTHERANS	274,976,883	0.32%	94.92%
60	L	872	BANNER LIFE GRP	239,534,265	0.28%	95.20%
61	L	2798	BLUE SHIELD OF CA GRP	224,288,783	0.26%	95.45%
62	L	4824	ADVANTAGE CAPITAL GRP	214,020,789	0.25%	95.70%
63	L	233	CNO FINANCIAL GRP	203,085,849	0.23%	95.93%

Life Insurance Industry
Life/Health and Fraternal Insurers
2022 Market Share Report - Total Premium
Totals Life Ins, Annuity, Deposit Type Contracts, Other Considerations, and Accident & Health

California

Rank	Business Type	Group/ Company Code	Group/Company Name	Direct Written Premium	Market Share	Cumulative Market Share
64	L	1211	NATIONAL GUARDIAN LIFE INS GRP	181,172,358	0.21%	96.14%
65	L	88668	MUTUAL OF AMER LIFE INS CO	176,961,622	0.20%	96.35%
66	L	2658	AMERICAN EQUITY INVESTMENT GRP	164,701,964	0.19%	96.54%
67	L	62510	EQUITRUST LIFE INS CO	155,817,878	0.18%	96.71%
68	L	981	FIDELITY INVESTMENT INS & ANN GRP	153,227,358	0.18%	96.89%
69	L	4992	RESOLUTION LIFE US HOLDINGS GRP	125,734,954	0.14%	97.04%
70	L	65927	LINCOLN HERITAGE LIFE INS CO	116,980,012	0.13%	97.17%
71	L	4736	GGC GRP	108,296,700	0.12%	97.30%
72	L	169	SENTRY INS GRP	98,623,277	0.11%	97.41%
73	L	449	FINANCIAL HOLDINGS GRP	94,734,355	0.11%	97.52%
74	L	5014	EVERLAKE HOLDINGS GRP	92,848,720	0.11%	97.62%
75	L	58033	KNIGHTS OF COLUMBUS	91,584,801	0.11%	97.73%
76	L	4988	BAYVIEW ASSET MANAGEMENT GRP	84,922,738	0.10%	97.83%
77	L	276	TRUSTMARK MUT HOLDING CO GRP	79,871,587	0.09%	97.92%
78	L	704	CONSTELLATION INS HOLDINGS GRP	79,158,147	0.09%	98.01%
79	L	671	ELEVANCE HLTH INC GRP	78,533,524	0.09%	98.10%
80	L	451	FIDELITY SECURITY GRP	70,681,464	0.08%	98.18%
81	L	300	HORACE MANN GRP	70,525,324	0.08%	98.26%
82	L	525	PAN AMER LIFE GRP	68,085,887	0.08%	98.34%
83	L	60445	SAGICOR LIFE INS CO	66,364,130	0.08%	98.42%
84	L	4213	WILTON RE GRP	65,442,754	0.08%	98.49%
85	L	315	INDUSTRIAL ALLIANCE GRP	59,787,443	0.07%	98.56%
86	L	4888	STERLING FINANCIAL INS GRP INC	57,099,024	0.07%	98.63%
87	L	58068	INDEPENDENT ORDER OF FORESTERS US BR	55,359,243	0.06%	98.69%
88	L	8	ALLSTATE INS GRP	54,212,105	0.06%	98.75%
89	L	4947	PROSPERITY LIFE INS GRP	53,783,808	0.06%	98.82%
90	L	574	AMERCO CORP GRP	48,885,552	0.06%	98.87%
91	L	3527	AMERICAN ENTERPRISE MUT GRP	41,680,702	0.05%	98.92%
92	L	98	WR BERKLEY CORP GRP	40,322,785	0.05%	98.97%
93	L	367	PHYSICIANS MUT GRP	38,668,948	0.04%	99.01%
94	L	661	BCBS OF SC GRP	35,865,088	0.04%	99.05%
95	L	64505	HOMESTEADERS LIFE CO	35,462,604	0.04%	99.09%
96	L	3436	LIBERTY LIFE GRP TRUST GRP	34,545,152	0.04%	99.13%
97	L	626	CHUBB LTD GRP	34,463,259	0.04%	99.17%
98	L	4903	CALTON HOLDINGS GRP	34,094,490	0.04%	99.21%
99	L	57541	MODERN WOODMEN OF AMER	32,339,101	0.04%	99.25%
100	L	812	HIGHMARK GRP	32,044,649	0.04%	99.29%
101	L	4844	LIA HOLDINGS GRP	30,915,598	0.04%	99.32%
102	L	588	KANSAS CITY LIFE INS GRP	30,836,032	0.04%	99.36%
103	L	4941	NATIONAL WESTERN LIFE GRP	30,205,251	0.03%	99.39%
104	L	781	UNION LABOR GRP	29,002,096	0.03%	99.42%
105	L	93521	GRANULAR INS CO	26,670,523	0.03%	99.46%
106	L	1117	MANHATTAN LIFE GRP	26,280,837	0.03%	99.49%
107	L	56693	GCU	24,049,366	0.03%	99.51%
108	L	23	BCS INS GRP	23,502,219	0.03%	99.54%
109	L	4862	ASSURITY GRP	22,002,717	0.03%	99.57%
110	L	4553	SAVINGS BANK LIFE GRP	21,420,416	0.02%	99.59%
111	L	215	KEMPER CORP GRP	21,382,244	0.02%	99.61%
112	L	7	FEDERATED MUT GRP	19,457,241	0.02%	99.64%
113	L	5024	FORTITUDE GRP HOLDINGS LLC GRP	17,591,133	0.02%	99.66%
114	L	63290	FIDELITY LIFE ASSN A LEGAL RESERVE L	15,609,761	0.02%	99.68%
115	L	5016	AQUARIAN INS HOLDINGS GRP	15,533,132	0.02%	99.69%
116	L	4639	RGA INC GRP	13,649,965	0.02%	99.71%
117	L	68772	SECURITY MUT LIFE INS CO OF NY	12,773,328	0.01%	99.72%
118	L	60216	AMALGAMATED LIFE INS CO	11,050,108	0.01%	99.74%
119	L	69310	SURETY LIFE INS CO	10,362,405	0.01%	99.75%
120	L	454	SECURITY NATL GRP	10,321,606	0.01%	99.76%
121	L	5021	ONEMAIN HOLDINGS INC GRP	9,712,134	0.01%	99.77%
122	L	181	SWISS RE GRP	9,537,142	0.01%	99.78%
123	L	244	CINCINNATI FIN GRP	9,323,423	0.01%	99.79%
124	L	57320	WOODMEN WORLD LIFE INS SOC	8,480,293	0.01%	99.80%
125	L	57657	ROYAL NEIGHBORS OF AMER	8,429,720	0.01%	99.81%
			TOTAL	86,917,040,861	100.00%	100.00%

Life Insurance Industry
Life/Health and Fraternal Insurers
2022 Market Share Report - Total Premium
Totals Life Ins, Annuity, Deposit Type Contracts, Other Considerations, and Accident & Health

Colorado

Rank	Business Type	Group/ Company Code	Group/Company Name	Direct Written Premium	Market Share	Cumulative Market Share
1	L	769	GREAT WEST GRP	5,443,569,525	25.47%	25.47%
2	L	707	UNITEDHEALTH GRP	1,421,269,500	6.65%	32.12%
3	L	901	CIGNA HLTH GRP	1,101,950,896	5.16%	37.28%
4	L	304	PRUDENTIAL OF AMER GRP	756,057,066	3.54%	40.82%
5	L	4734	APOLLO GLOBAL MGMT GRP	685,264,050	3.21%	44.03%
6	L	826	NEW YORK LIFE GRP	680,283,151	3.18%	47.21%
7	L	241	METROPOLITAN GRP	628,748,881	2.94%	50.15%
8	L	435	MASS MUT LIFE INS GRP	532,882,585	2.49%	52.64%
9	L	860	NORTHWESTERN MUT GRP	497,604,336	2.33%	54.97%
10	L	140	NATIONWIDE CORP GRP	487,343,826	2.28%	57.25%
11	L	1	CVS GRP	480,234,010	2.25%	59.50%
12	L	20	LINCOLN NATL GRP	460,634,828	2.16%	61.66%
13	L	761	ALLIANZ INS GRP	426,850,936	2.00%	63.65%
14	L	1348	MEIJI YASUDA LIFE INS GRP	351,777,071	1.65%	65.30%
15	L	1216	TIAA FAMILY GRP	335,966,697	1.57%	66.87%
16	L	332	PRINCIPAL FIN GRP	316,640,265	1.48%	68.35%
17	L	12	AMERICAN INTL GRP	306,697,061	1.44%	69.79%
18	L	904	JOHN HANCOCK GRP	294,744,766	1.38%	71.17%
19	L	4965	EQUITABLE HOLDINGS INC GRP	282,895,375	1.32%	72.49%
20	L	670	FIDELITY NATL FIN INC GRP	271,449,577	1.27%	73.76%
21	L	431	SAMMONS ENTERPRISES GRP	265,690,518	1.24%	75.01%
22	L	4832	VOYA FINANCIAL GRP	253,473,948	1.19%	76.19%
23	L	709	PACIFIC LIFE GRP	243,984,991	1.14%	77.33%
24	L	869	MINNESOTA MUT GRP	239,871,449	1.12%	78.46%
25	L	468	AEGON US HOLDING GRP	236,687,855	1.11%	79.56%
26	L	836	WEST SOUTHERN GRP	223,776,132	1.05%	80.61%
27	L	200	UNITED SERV AUTOMOBILE ASSN GRP	213,360,997	1.00%	81.61%
28	L	918	JACKSON NATL GRP	209,411,333	0.98%	82.59%
29	L	619	ONEAMERICA FIN PARTNERS GRP	206,340,069	0.97%	83.55%
30	L	4932	BRIGHTHOUSE HOLDINGS GRP	184,561,698	0.86%	84.42%
31	L	261	MUTUAL OF OMAHA GRP	180,906,505	0.85%	85.26%
32	L	565	UNUM GRP	170,558,752	0.80%	86.06%
33	L	3891	GLOBAL ATLANTIC GRP	140,430,003	0.66%	86.72%
34	L	429	GUARDIAN LIFE GRP	129,564,930	0.61%	87.33%
35	L	176	STATE FARM GRP	123,531,423	0.58%	87.90%
36	L	91	HARTFORD FIRE & CAS GRP	114,344,024	0.54%	88.44%
37	L	458	DAI-ICHI LIFE HOLDINGS INC GRP	111,874,814	0.52%	88.96%
38	L	4855	SUMITOMO LIFE INS GRP	111,230,149	0.52%	89.48%
39	L	2658	AMERICAN EQUITY INVESTMENT GRP	104,320,363	0.49%	89.97%
40	L	56014	THRIVENT FINANCIAL FOR LUTHERANS	101,228,015	0.47%	90.45%
41	L	549	SUN LIFE FINANCIAL INC GRP	96,740,867	0.45%	90.90%
42	L	4888	STERLING FINANCIAL INS GRP INC	80,006,956	0.37%	91.27%
43	L	4011	GENWORTH FIN GRP	77,949,430	0.36%	91.64%
44	L	943	AMERITAS MUT HOLDING GRP	77,040,873	0.36%	92.00%
45	L	370	AFLAC GRP	75,491,457	0.35%	92.35%
46	L	306	TRUSTAGE GRP	70,205,784	0.33%	92.68%
47	L	4890	SBL HOLDINGS GRP	66,793,687	0.31%	92.99%
48	L	233	CNO FINANCIAL GRP	66,513,622	0.31%	93.30%
49	L	850	PENN MUT GRP	66,200,162	0.31%	93.61%
50	L	4	AMERIPRISE FIN GRP	64,481,757	0.30%	93.91%
51	L	4925	KUVARE GRP	59,991,932	0.28%	94.20%
52	L	212	ZURICH INS GRP	58,674,190	0.27%	94.47%
53	L	634	NATIONAL LIFE GRP	56,783,319	0.27%	94.74%
54	L	290	GLOBE LIFE INC GRP	49,308,148	0.23%	94.97%
55	L	3098	TOKIO MARINE HOLDINGS INC GRP	45,840,737	0.21%	95.18%
56	L	4794	GROUP 1001 INS HOLDINGS GRP	45,555,606	0.21%	95.39%
57	L	872	BANNER LIFE GRP	45,345,988	0.21%	95.61%
58	L	4824	ADVANTAGE CAPITAL GRP	44,343,401	0.21%	95.81%
59	L	704	CONSTELLATION INS HOLDINGS GRP	40,633,520	0.19%	96.00%
60	L	473	AMERICAN FAMILY INS GRP	35,311,462	0.17%	96.17%
61	L	62510	EQUITRUST LIFE INS CO	33,378,697	0.16%	96.33%
62	L	408	BROOKFIELD ASSET MGMT REINS PARTNERS	32,069,642	0.15%	96.48%
63	L	4988	BAYVIEW ASSET MANAGEMENT GRP	31,622,855	0.15%	96.62%

Life Insurance Industry
Life/Health and Fraternal Insurers
2022 Market Share Report - Total Premium
Totals Life Ins, Annuity, Deposit Type Contracts, Other Considerations, and Accident & Health

Colorado

Rank	Business Type	Group/ Company Code	Group/Company Name	Direct Written Premium	Market Share	Cumulative Market Share
64	L	4750	PRIMERICA GRP	30,795,139	0.14%	96.77%
65	L	4926	TALCOTT HOLDINGS GRP	29,747,156	0.14%	96.91%
66	L	5038	MIDWEST HOLDINGS INC GRP	26,643,011	0.12%	97.03%
67	L	3527	AMERICAN ENTERPRISE MUT GRP	25,701,544	0.12%	97.15%
68	L	58033	KNIGHTS OF COLUMBUS	23,650,259	0.11%	97.26%
69	L	8	ALLSTATE INS GRP	22,715,622	0.11%	97.37%
70	L	451	FIDELITY SECURITY GRP	20,904,233	0.10%	97.47%
71	L	588	KANSAS CITY LIFE INS GRP	20,807,676	0.10%	97.56%
72	L	330	AMERICAN FIDELITY CORP GRP	20,487,489	0.10%	97.66%
73	L	169	SENTRY INS GRP	17,028,541	0.08%	97.74%
74	L	57541	MODERN WOODMEN OF AMER	16,734,115	0.08%	97.82%
75	L	4736	GGC GRP	16,584,734	0.08%	97.90%
76	L	1211	NATIONAL GUARDIAN LIFE INS GRP	16,096,402	0.08%	97.97%
77	L	525	PAN AMER LIFE GRP	15,548,969	0.07%	98.04%
78	L	5014	EVERLAKE HOLDINGS GRP	14,716,501	0.07%	98.11%
79	L	5016	AQUARIAN INS HOLDINGS GRP	14,141,699	0.07%	98.18%
80	L	4853	AAA LIFE GRP	13,722,014	0.06%	98.24%
81	L	981	FIDELITY INVESTMENT INS & ANN GRP	13,585,118	0.06%	98.31%
82	L	88668	MUTUAL OF AMER LIFE INS CO	13,580,687	0.06%	98.37%
83	L	50	COUNTRY INS & FIN SERV GRP	13,358,113	0.06%	98.43%
84	L	367	PHYSICIANS MUT GRP	13,357,533	0.06%	98.50%
85	L	449	FINANCIAL HOLDINGS GRP	12,597,465	0.06%	98.55%
86	L	93521	GRANULAR INS CO	12,317,329	0.06%	98.61%
87	L	60445	SAGICOR LIFE INS CO	12,212,335	0.06%	98.67%
88	L	67423	ASPIDA LIFE INS CO	12,142,603	0.06%	98.73%
89	L	513	IOWA FARM BUREAU GRP	12,051,051	0.06%	98.78%
90	L	84174	ELCO MUT LIFE & ANN	11,583,474	0.05%	98.84%
91	L	4947	PROSPERITY LIFE INS GRP	11,474,306	0.05%	98.89%
92	L	300	HORACE MANN GRP	11,102,360	0.05%	98.94%
93	L	4992	RESOLUTION LIFE US HOLDINGS GRP	10,953,008	0.05%	98.99%
94	L	58068	INDEPENDENT ORDER OF FORESTERS US BR	10,224,723	0.05%	99.04%
95	L	4941	NATIONAL WESTERN LIFE GRP	10,135,797	0.05%	99.09%
96	L	671	ELEVANCE HLTH INC GRP	9,719,397	0.05%	99.13%
97	L	661	BCBS OF SC GRP	9,327,627	0.04%	99.18%
98	L	4862	ASSURITY GRP	7,128,420	0.03%	99.21%
99	L	626	CHUBB LTD GRP	6,791,251	0.03%	99.24%
100	L	4213	WILTON RE GRP	5,756,638	0.03%	99.27%
101	L	123	SHELTER INS GRP	5,501,479	0.03%	99.30%
102	L	730	MEDICAL MUT OF OH GRP	5,326,971	0.02%	99.32%
103	L	98	WR BERKLEY CORP GRP	5,272,824	0.02%	99.34%
104	L	315	INDUSTRIAL ALLIANCE GRP	5,100,568	0.02%	99.37%
105	L	687	GUARANTEE TRUST GRP	4,838,532	0.02%	99.39%
106	L	68896	SOUTHERN FARM BUREAU LIFE INS CO	4,813,445	0.02%	99.41%
107	L	4553	SAVINGS BANK LIFE GRP	4,765,638	0.02%	99.44%
108	L	812	HIGHMARK GRP	4,597,548	0.02%	99.46%
109	L	244	CINCINNATI FIN GRP	4,284,784	0.02%	99.48%
110	L	1117	MANHATTAN LIFE GRP	4,257,384	0.02%	99.50%
111	L	65927	LINCOLN HERITAGE LIFE INS CO	4,083,155	0.02%	99.52%
112	L	69132	STATE MUT INS CO	4,019,974	0.02%	99.54%
113	L	5021	ONEMAIN HOLDINGS INC GRP	4,011,626	0.02%	99.55%
114	L	4903	CALTON HOLDINGS GRP	4,006,827	0.02%	99.57%
115	L	7	FEDERATED MUT GRP	3,505,337	0.02%	99.59%
116	L	77879	5 STAR LIFE INS CO	3,429,105	0.02%	99.61%
117	L	71404	CONTINENTAL GEN INS CO	3,375,341	0.02%	99.62%
118	L	3436	LIBERTY LIFE GRP TRUST GRP	3,361,907	0.02%	99.64%
119	L	276	TRUSTMARK MUT HOLDING CO GRP	3,288,677	0.02%	99.65%
120	L	5024	FORTITUDE GRP HOLDINGS LLC GRP	3,207,766	0.02%	99.67%
121	L	64505	HOMESTEADERS LIFE CO	3,027,162	0.01%	99.68%
122	L	574	AMERCO CORP GRP	2,890,099	0.01%	99.70%
123	L	63290	FIDELITY LIFE ASSN A LEGAL RESERVE L	2,842,791	0.01%	99.71%
124	L	28	AMICA MUT GRP	2,394,289	0.01%	99.72%
125	L	4712	GPM LIFE GRP	2,344,196	0.01%	99.73%
			TOTAL	21,369,815,635	100.00%	100.00%

Life Insurance Industry
Life/Health and Fraternal Insurers
2022 Market Share Report - Total Premium
Totals Life Ins, Annuity, Deposit Type Contracts, Other Considerations, and Accident & Health

Connecticut

Rank	Business Type	Group/ Company Code	Group/Company Name	Direct Written Premium	Market Share	Cumulative Market Share
1	L	769	GREAT WEST GRP	9,253,944,979	36.77%	36.77%
2	L	1	CVS GRP	1,416,793,249	5.63%	42.40%
3	L	304	PRUDENTIAL OF AMER GRP	1,214,416,235	4.83%	47.23%
4	L	241	METROPOLITAN GRP	1,177,703,806	4.68%	51.91%
5	L	4832	VOYA FINANCIAL GRP	1,015,315,605	4.03%	55.94%
6	L	707	UNITEDHEALTH GRP	858,382,200	3.41%	59.35%
7	L	435	MASS MUT LIFE INS GRP	812,215,178	3.23%	62.58%
8	L	901	CIGNA HLTH GRP	726,070,377	2.89%	65.46%
9	L	826	NEW YORK LIFE GRP	497,414,794	1.98%	67.44%
10	L	140	NATIONWIDE CORP GRP	486,271,766	1.93%	69.37%
11	L	860	NORTHWESTERN MUT GRP	420,707,676	1.67%	71.05%
12	L	20	LINCOLN NATL GRP	369,378,700	1.47%	72.51%
13	L	1216	TIAA FAMILY GRP	347,129,844	1.38%	73.89%
14	L	4965	EQUITABLE HOLDINGS INC GRP	327,514,826	1.30%	75.19%
15	L	4734	APOLLO GLOBAL MGMT GRP	325,988,498	1.30%	76.49%
16	L	918	JACKSON NATL GRP	313,878,375	1.25%	77.74%
17	L	261	MUTUAL OF OMAHA GRP	309,123,748	1.23%	78.96%
18	L	904	JOHN HANCOCK GRP	294,037,708	1.17%	80.13%
19	L	4932	BRIGHTHOUSE HOLDINGS GRP	259,442,215	1.03%	81.16%
20	L	670	FIDELITY NATL FIN INC GRP	258,304,290	1.03%	82.19%
21	L	12	AMERICAN INTL GRP	250,964,657	1.00%	83.19%
22	L	761	ALLIANZ INS GRP	228,625,454	0.91%	84.10%
23	L	709	PACIFIC LIFE GRP	226,860,591	0.90%	85.00%
24	L	332	PRINCIPAL FIN GRP	205,198,069	0.82%	85.81%
25	L	3891	GLOBAL ATLANTIC GRP	187,404,417	0.74%	86.56%
26	L	468	AEGON US HOLDING GRP	176,725,223	0.70%	87.26%
27	L	429	GUARDIAN LIFE GRP	168,667,605	0.67%	87.93%
28	L	431	SAMMONS ENTERPRISES GRP	161,876,902	0.64%	88.57%
29	L	836	WEST SOUTHERN GRP	145,082,085	0.58%	89.15%
30	L	4890	SBL HOLDINGS GRP	132,081,153	0.52%	89.67%
31	L	4855	SUMITOMO LIFE INS GRP	118,680,001	0.47%	90.15%
32	L	3098	TOKIO MARINE HOLDINGS INC GRP	117,903,445	0.47%	90.61%
33	L	869	MINNESOTA MUT GRP	117,839,289	0.47%	91.08%
34	L	91	HARTFORD FIRE & CAS GRP	116,269,717	0.46%	91.55%
35	L	1348	MEIJI YASUDA LIFE INS GRP	111,633,958	0.44%	91.99%
36	L	4	AMERIPRISE FIN GRP	110,121,525	0.44%	92.43%
37	L	200	UNITED SERV AUTOMOBILE ASSN GRP	106,296,449	0.42%	92.85%
38	L	4794	GROUP 1001 INS HOLDINGS GRP	104,168,100	0.41%	93.26%
39	L	565	UNUM GRP	96,945,150	0.39%	93.65%
40	L	306	TRUSTAGE GRP	94,291,725	0.37%	94.02%
41	L	4011	GENWORTH FIN GRP	82,787,378	0.33%	94.35%
42	L	850	PENN MUT GRP	81,523,203	0.32%	94.68%
43	L	943	AMERITAS MUT HOLDING GRP	74,760,816	0.30%	94.97%
44	L	4926	TALCOTT HOLDINGS GRP	58,471,061	0.23%	95.20%
45	L	549	SUN LIFE FINANCIAL INC GRP	55,901,731	0.22%	95.43%
46	L	233	CNO FINANCIAL GRP	55,054,343	0.22%	95.65%
47	L	2658	AMERICAN EQUITY INVESTMENT GRP	54,758,437	0.22%	95.86%
48	L	4925	KUVARE GRP	51,924,140	0.21%	96.07%
49	L	88668	MUTUAL OF AMER LIFE INS CO	49,385,767	0.20%	96.27%
50	L	458	DAI-ICHI LIFE HOLDINGS INC GRP	49,311,154	0.20%	96.46%
51	L	370	AFLAC GRP	48,253,354	0.19%	96.65%
52	L	62510	EQUITRUST LIFE INS CO	44,146,274	0.18%	96.83%
53	L	408	BROOKFIELD ASSET MGMT REINS PARTNERS	42,619,728	0.17%	97.00%
54	L	634	NATIONAL LIFE GRP	42,199,848	0.17%	97.17%
55	L	4736	GGC GRP	39,255,978	0.16%	97.32%
56	L	872	BANNER LIFE GRP	38,249,118	0.15%	97.47%
57	L	619	ONEAMERICA FIN PARTNERS GRP	35,164,757	0.14%	97.61%
58	L	290	GLOBE LIFE INC GRP	32,202,710	0.13%	97.74%
59	L	4888	STERLING FINANCIAL INS GRP INC	32,195,818	0.13%	97.87%
60	L	451	FIDELITY SECURITY GRP	30,804,960	0.12%	97.99%
61	L	4750	PRIMERICA GRP	30,430,004	0.12%	98.11%
62	L	671	ELEVANCE HLTH INC GRP	29,527,699	0.12%	98.23%
63	L	212	ZURICH INS GRP	26,541,144	0.11%	98.34%

Life Insurance Industry
Life/Health and Fraternal Insurers
2022 Market Share Report - Total Premium
Totals Life Ins, Annuity, Deposit Type Contracts, Other Considerations, and Accident & Health

Connecticut

Rank	Business Type	Group/ Company Code	Group/Company Name	Direct Written Premium	Market Share	Cumulative Market Share
64	L	917	HCSC GRP	25,034,391	0.10%	98.44%
65	L	176	STATE FARM GRP	24,992,946	0.10%	98.53%
66	L	449	FINANCIAL HOLDINGS GRP	23,239,766	0.09%	98.63%
67	L	981	FIDELITY INVESTMENT INS & ANN GRP	22,910,399	0.09%	98.72%
68	L	63819	UNITY FINANCIAL LIFE INS CO	19,623,519	0.08%	98.80%
69	L	56014	THRIVENT FINANCIAL FOR LUTHERANS	19,378,108	0.08%	98.87%
70	L	58033	KNIGHTS OF COLUMBUS	15,452,622	0.06%	98.93%
71	L	626	CHUBB LTD GRP	15,070,745	0.06%	98.99%
72	L	4992	RESOLUTION LIFE US HOLDINGS GRP	14,924,500	0.06%	99.05%
73	L	574	AMERCO CORP GRP	13,665,979	0.05%	99.11%
74	L	4853	AAA LIFE GRP	12,722,255	0.05%	99.16%
75	L	169	SENTRY INS GRP	11,360,030	0.05%	99.20%
76	L	661	BCBS OF SC GRP	11,211,408	0.04%	99.25%
77	L	5014	EVERLAKE HOLDINGS GRP	10,642,865	0.04%	99.29%
78	L	704	CONSTELLATION INS HOLDINGS GRP	10,622,792	0.04%	99.33%
79	L	781	UNION LABOR GRP	10,411,799	0.04%	99.37%
80	L	28	AMICA MUT GRP	9,014,530	0.04%	99.41%
81	L	58068	INDEPENDENT ORDER OF FORESTERS US BR	9,007,679	0.04%	99.45%
82	L	300	HORACE MANN GRP	8,002,266	0.03%	99.48%
83	L	65927	LINCOLN HERITAGE LIFE INS CO	6,747,206	0.03%	99.50%
84	L	68772	SECURITY MUT LIFE INS CO OF NY	6,272,593	0.02%	99.53%
85	L	812	HIGHMARK GRP	6,134,985	0.02%	99.55%
86	L	581	BOSTON MUT GRP	5,675,132	0.02%	99.58%
87	L	687	GUARANTEE TRUST GRP	5,638,997	0.02%	99.60%
88	L	98	WR BERKLEY CORP GRP	4,996,789	0.02%	99.62%
89	L	525	PAN AMER LIFE GRP	4,523,261	0.02%	99.64%
90	L	93521	GRANULAR INS CO	4,435,453	0.02%	99.65%
91	L	8	ALLSTATE INS GRP	4,355,477	0.02%	99.67%
92	L	4553	SAVINGS BANK LIFE GRP	4,257,986	0.02%	99.69%
93	L	535	COLUMBIAN LIFE GRP	4,076,589	0.02%	99.70%
94	L	64505	HOMESTEADERS LIFE CO	4,020,846	0.02%	99.72%
95	L	4213	WILTON RE GRP	4,001,018	0.02%	99.74%
96	L	367	PHYSICIANS MUT GRP	3,931,155	0.02%	99.75%
97	L	1186	LIFETIME HLTHCARE GRP	3,586,654	0.01%	99.77%
98	L	7	FEDERATED MUT GRP	3,305,028	0.01%	99.78%
99	L	4844	LIA HOLDINGS GRP	3,285,612	0.01%	99.79%
100	L	276	TRUSTMARK MUT HOLDING CO GRP	3,222,327	0.01%	99.80%
101	L	1117	MANHATTAN LIFE GRP	2,869,068	0.01%	99.82%
102	L	1211	NATIONAL GUARDIAN LIFE INS GRP	2,643,333	0.01%	99.83%
103	L	315	INDUSTRIAL ALLIANCE GRP	2,502,954	0.01%	99.84%
104	L	63290	FIDELITY LIFE ASSN A LEGAL RESERVE L	2,209,020	0.01%	99.85%
105	L	801	DIRECTORS INVESTMENT GRP	2,114,378	0.01%	99.85%
106	L	58009	POLICE & FIREMENS INS ASSN	1,944,413	0.01%	99.86%
107	L	3436	LIBERTY LIFE GRP TRUST GRP	1,851,822	0.01%	99.87%
108	L	69272	IBEXIS LIFE & ANN INS CO	1,761,052	0.01%	99.88%
109	L	4862	ASSURITY GRP	1,754,562	0.01%	99.88%
110	L	330	AMERICAN FIDELITY CORP GRP	1,738,586	0.01%	99.89%
111	L	244	CINCINNATI FIN GRP	1,646,635	0.01%	99.90%
112	L	56693	GCU	1,616,189	0.01%	99.90%
113	L	56782	NATIONAL SLOVAK SOCIETY OF THE USA	1,476,867	0.01%	99.91%
114	L	181	SWISS RE GRP	1,346,873	0.01%	99.91%
115	L	477	RENAISSANCE HLTH SERV CORP GRP	1,276,481	0.01%	99.92%
116	L	57541	MODERN WOODMEN OF AMER	1,250,322	- %	99.92%
117	L	4903	CALTON HOLDINGS GRP	1,167,313	- %	99.93%
118	L	5024	FORTITUDE GRP HOLDINGS LLC GRP	1,053,367	- %	99.93%
119	L	344	CHURCH PENSION FUND GRP	984,893	- %	99.94%
120	L	61921	CITIZENS SECURITY LIFE INS CO	932,112	- %	99.94%
121	L	77879	5 STAR LIFE INS CO	837,250	- %	99.94%
122	L	60216	AMALGAMATED LIFE INS CO	783,094	- %	99.95%
123	L	64580	ILLINOIS MUT LIFE INS CO	777,722	- %	99.95%
124	L	4941	NATIONAL WESTERN LIFE GRP	722,722	- %	99.95%
125	L	57657	ROYAL NEIGHBORS OF AMER	706,164	- %	99.96%
			TOTAL	25,165,969,614	100.00%	100.00%

Life Insurance Industry
Life/Health and Fraternal Insurers
2022 Market Share Report - Total Premium
Totals Life Ins, Annuity, Deposit Type Contracts, Other Considerations, and Accident & Health

Delaware

Rank	Business Type	Group/ Company Code	Group/Company Name	Direct Written Premium	Market Share	Cumulative Market Share
1	L	241	METROPOLITAN GRP	49,921,606,434	60.72%	60.72%
2	L	826	NEW YORK LIFE GRP	7,053,722,322	8.58%	69.30%
3	L	304	PRUDENTIAL OF AMER GRP	4,481,350,492	5.45%	74.75%
4	L	4734	APOLLO GLOBAL MGMT GRP	4,456,816,884	5.42%	80.17%
5	L	458	DAI-ICHI LIFE HOLDINGS INC GRP	2,321,054,391	2.82%	82.99%
6	L	435	MASS MUT LIFE INS GRP	2,154,463,761	2.62%	85.61%
7	L	3891	GLOBAL ATLANTIC GRP	2,068,683,303	2.52%	88.13%
8	L	918	JACKSON NATL GRP	1,677,447,743	2.04%	90.17%
9	L	233	CNO FINANCIAL GRP	917,000,783	1.12%	91.28%
10	L	200	UNITED SERV AUTOMOBILE ASSN GRP	861,128,959	1.05%	92.33%
11	L	670	FIDELITY NATL FIN INC GRP	723,767,039	0.88%	93.21%
12	L	140	NATIONWIDE CORP GRP	589,256,095	0.72%	93.93%
13	L	4965	EQUITABLE HOLDINGS INC GRP	495,598,691	0.60%	94.53%
14	L	3098	TOKIO MARINE HOLDINGS INC GRP	426,216,981	0.52%	95.05%
15	L	4639	RGA INC GRP	400,759,237	0.49%	95.54%
16	L	20	LINCOLN NATL GRP	329,915,350	0.40%	95.94%
17	L	1	CVS GRP	279,162,693	0.34%	96.28%
18	L	904	JOHN HANCOCK GRP	242,189,490	0.29%	96.57%
19	L	901	CIGNA HLTH GRP	208,982,439	0.25%	96.82%
20	L	4794	GROUP 1001 INS HOLDINGS GRP	202,200,001	0.25%	97.07%
21	L	707	UNITEDHEALTH GRP	167,663,699	0.20%	97.27%
22	L	332	PRINCIPAL FIN GRP	160,159,923	0.19%	97.47%
23	L	709	PACIFIC LIFE GRP	149,892,027	0.18%	97.65%
24	L	91	HARTFORD FIRE & CAS GRP	146,854,616	0.18%	97.83%
25	L	12	AMERICAN INTL GRP	105,018,134	0.13%	97.96%
26	L	4855	SUMITOMO LIFE INS GRP	101,938,797	0.12%	98.08%
27	L	14679	CROWN GLOBAL INS CO OF AMER	94,063,066	0.11%	98.20%
28	L	212	ZURICH INS GRP	93,563,709	0.11%	98.31%
29	L	431	SAMMONS ENTERPRISES GRP	91,206,218	0.11%	98.42%
30	L	619	ONEAMERICA FIN PARTNERS GRP	85,543,393	0.10%	98.53%
31	L	850	PENN MUT GRP	67,505,354	0.08%	98.61%
32	L	4832	VOYA FINANCIAL GRP	63,550,112	0.08%	98.68%
33	L	869	MINNESOTA MUT GRP	62,541,422	0.08%	98.76%
34	L	4932	BRIGHTHOUSE HOLDINGS GRP	58,950,667	0.07%	98.83%
35	L	769	GREAT WEST GRP	57,065,232	0.07%	98.90%
36	L	468	AEGON US HOLDING GRP	53,843,528	0.07%	98.97%
37	L	4844	LIA HOLDINGS GRP	48,020,555	0.06%	99.03%
38	L	1216	TIAA FAMILY GRP	44,944,469	0.05%	99.08%
39	L	2658	AMERICAN EQUITY INVESTMENT GRP	41,763,017	0.05%	99.13%
40	L	761	ALLIANZ INS GRP	41,464,744	0.05%	99.18%
41	L	836	WEST SOUTHERN GRP	36,720,553	0.04%	99.23%
42	L	812	HIGHMARK GRP	33,008,615	0.04%	99.27%
43	L	261	MUTUAL OF OMAHA GRP	32,629,007	0.04%	99.31%
44	L	565	UNUM GRP	28,930,575	0.04%	99.34%
45	L	4	AMERIPRISE FIN GRP	27,312,303	0.03%	99.37%
46	L	4890	SBL HOLDINGS GRP	26,179,589	0.03%	99.41%
47	L	429	GUARDIAN LIFE GRP	26,108,806	0.03%	99.44%
48	L	549	SUN LIFE FINANCIAL INC GRP	25,456,142	0.03%	99.47%
49	L	176	STATE FARM GRP	24,970,621	0.03%	99.50%
50	L	860	NORTHWESTERN MUT GRP	24,072,384	0.03%	99.53%
51	L	4947	PROSPERITY LIFE INS GRP	21,295,975	0.03%	99.55%
52	L	4736	GGC GRP	19,827,578	0.02%	99.58%
53	L	1348	MEIJI YASUDA LIFE INS GRP	17,304,103	0.02%	99.60%
54	L	370	AFLAC GRP	17,234,269	0.02%	99.62%
55	L	4011	GENWORTH FIN GRP	17,185,502	0.02%	99.64%
56	L	306	TRUSTAGE GRP	16,552,751	0.02%	99.66%
57	L	634	NATIONAL LIFE GRP	16,429,187	0.02%	99.68%
58	L	62510	EQUITRUST LIFE INS CO	14,153,015	0.02%	99.70%
59	L	451	FIDELITY SECURITY GRP	14,041,037	0.02%	99.72%
60	L	4925	KUVARE GRP	13,847,936	0.02%	99.73%
61	L	408	BROOKFIELD ASSET MGMT REINS PARTNERS	13,820,405	0.02%	99.75%
62	L	872	BANNER LIFE GRP	13,397,103	0.02%	99.77%
63	L	290	GLOBE LIFE INC GRP	11,160,473	0.01%	99.78%

Life Insurance Industry
Life/Health and Fraternal Insurers
2022 Market Share Report - Total Premium
Totals Life Ins, Annuity, Deposit Type Contracts, Other Considerations, and Accident & Health

Delaware

Rank	Business Type	Group/ Company Code	Group/Company Name	Direct Written Premium	Market Share	Cumulative Market Share
64	L	4926	TALCOTT HOLDINGS GRP	11,143,590	0.01%	99.79%
65	L	943	AMERITAS MUT HOLDING GRP	11,085,150	0.01%	99.81%
66	L	4750	PRIMERICA GRP	8,522,263	0.01%	99.82%
67	L	4988	BAYVIEW ASSET MANAGEMENT GRP	7,373,761	0.01%	99.83%
68	L	84174	ELCO MUT LIFE & ANN	7,348,058	0.01%	99.83%
69	L	88668	MUTUAL OF AMER LIFE INS CO	7,078,187	0.01%	99.84%
70	L	1211	NATIONAL GUARDIAN LIFE INS GRP	6,224,187	0.01%	99.85%
71	L	60445	SAGICOR LIFE INS CO	6,030,682	0.01%	99.86%
72	L	449	FINANCIAL HOLDINGS GRP	5,970,296	0.01%	99.87%
73	L	58033	KNIGHTS OF COLUMBUS	5,334,781	0.01%	99.87%
74	L	981	FIDELITY INVESTMENT INS & ANN GRP	5,098,732	0.01%	99.88%
75	L	525	PAN AMER LIFE GRP	4,660,859	0.01%	99.88%
76	L	661	BCBS OF SC GRP	4,490,190	0.01%	99.89%
77	L	56014	THRIVENT FINANCIAL FOR LUTHERANS	4,478,882	0.01%	99.90%
78	L	4853	AAA LIFE GRP	4,448,893	0.01%	99.90%
79	L	67423	ASPIDA LIFE INS CO	3,739,785	- %	99.90%
80	L	917	HCSC GRP	3,444,702	- %	99.91%
81	L	535	COLUMBIAN LIFE GRP	3,421,193	- %	99.91%
82	L	98	WR BERKLEY CORP GRP	3,390,967	- %	99.92%
83	L	704	CONSTELLATION INS HOLDINGS GRP	3,117,160	- %	99.92%
84	L	8	ALLSTATE INS GRP	3,031,245	- %	99.92%
85	L	4888	STERLING FINANCIAL INS GRP INC	2,875,765	- %	99.93%
86	L	65927	LINCOLN HERITAGE LIFE INS CO	2,353,710	- %	99.93%
87	L	58068	INDEPENDENT ORDER OF FORESTERS US BR	2,255,710	- %	99.93%
88	L	5014	EVERLAKE HOLDINGS GRP	2,124,022	- %	99.94%
89	L	276	TRUSTMARK MUT HOLDING CO GRP	2,106,316	- %	99.94%
90	L	687	GUARANTEE TRUST GRP	1,935,154	- %	99.94%
91	L	300	HORACE MANN GRP	1,823,582	- %	99.94%
92	L	61212	BALTIMORE LIFE INS CO	1,714,673	- %	99.95%
93	L	215	KEMPER CORP GRP	1,710,998	- %	99.95%
94	L	367	PHYSICIANS MUT GRP	1,710,703	- %	99.95%
95	L	5021	ONEMAIN HOLDINGS INC GRP	1,671,625	- %	99.95%
96	L	5016	AQUARIAN INS HOLDINGS GRP	1,547,934	- %	99.95%
97	L	315	INDUSTRIAL ALLIANCE GRP	1,542,166	- %	99.96%
98	L	626	CHUBB LTD GRP	1,461,795	- %	99.96%
99	L	781	UNION LABOR GRP	1,459,878	- %	99.96%
100	L	23	BCS INS GRP	1,444,534	- %	99.96%
101	L	4903	CALTON HOLDINGS GRP	1,392,266	- %	99.96%
102	L	477	RENAISSANCE HLTH SERV CORP GRP	1,381,582	- %	99.96%
103	L	4941	NATIONAL WESTERN LIFE GRP	1,362,765	- %	99.97%
104	L	4992	RESOLUTION LIFE US HOLDINGS GRP	1,349,286	- %	99.97%
105	L	11121	UNIFIED LIFE INS CO	1,197,287	- %	99.97%
106	L	4213	WILTON RE GRP	1,159,868	- %	99.97%
107	L	56251	MUTUAL BENEFICIAL ASSN INC	1,149,306	- %	99.97%
108	L	1117	MANHATTAN LIFE GRP	1,094,553	- %	99.97%
109	L	4712	GPM LIFE GRP	1,013,580	- %	99.97%
110	L	244	CINCINNATI FIN GRP	1,008,444	- %	99.98%
111	L	3436	LIBERTY LIFE GRP TRUST GRP	991,761	- %	99.98%
112	L	57010	WILLIAM PENN ASSN	855,825	- %	99.98%
113	L	68772	SECURITY MUT LIFE INS CO OF NY	846,500	- %	99.98%
114	L	63290	FIDELITY LIFE ASSN A LEGAL RESERVE L	800,999	- %	99.98%
115	L	330	AMERICAN FIDELITY CORP GRP	788,170	- %	99.98%
116	L	4862	ASSURITY GRP	786,918	- %	99.98%
117	L	4824	ADVANTAGE CAPITAL GRP	783,080	- %	99.98%
118	L	7	FEDERATED MUT GRP	775,031	- %	99.98%
119	L	574	AMERCO CORP GRP	704,581	- %	99.98%
120	L	4553	SAVINGS BANK LIFE GRP	703,676	- %	99.99%
121	L	3527	AMERICAN ENTERPRISE MUT GRP	686,746	- %	99.99%
122	L	587	ATLANTIC AMER GRP	684,930	- %	99.99%
123	L	64505	HOMESTEADERS LIFE CO	603,932	- %	99.99%
124	L	213	ERIE INS GRP	591,501	- %	99.99%
125	L	4955	POWELL INS GRP	571,411	- %	99.99%
			TOTAL	82,219,655,578	100.00%	100.00%

Life Insurance Industry
Life/Health and Fraternal Insurers
2022 Market Share Report - Total Premium
Totals Life Ins, Annuity, Deposit Type Contracts, Other Considerations, and Accident & Health

District Of Columbia

Rank	Business Type	Group/ Company Code	Group/Company Name	Direct Written Premium	Market Share	Cumulative Market Share
1	L	435	MASS MUT LIFE INS GRP	1,153,285,613	24.44%	24.44%
2	L	241	METROPOLITAN GRP	726,543,984	15.40%	39.84%
3	L	332	PRINCIPAL FIN GRP	327,045,730	6.93%	46.77%
4	L	707	UNITEDHEALTH GRP	324,304,424	6.87%	53.64%
5	L	1216	TIAA FAMILY GRP	165,651,660	3.51%	57.15%
6	L	901	CIGNA HLTH GRP	164,413,182	3.48%	60.64%
7	L	769	GREAT WEST GRP	163,019,757	3.45%	64.09%
8	L	1	CVS GRP	161,841,382	3.43%	67.52%
9	L	304	PRUDENTIAL OF AMER GRP	157,307,962	3.33%	70.85%
10	L	826	NEW YORK LIFE GRP	101,501,440	2.15%	73.01%
11	L	20	LINCOLN NATL GRP	92,783,439	1.97%	74.97%
12	L	904	JOHN HANCOCK GRP	81,457,191	1.73%	76.70%
13	L	565	UNUM GRP	62,927,329	1.33%	78.03%
14	L	4832	VOYA FINANCIAL GRP	54,801,779	1.16%	79.19%
15	L	1348	MEIJI YASUDA LIFE INS GRP	53,968,246	1.14%	80.34%
16	L	619	ONEAMERICA FIN PARTNERS GRP	50,492,965	1.07%	81.41%
17	L	468	AEGON US HOLDING GRP	48,980,974	1.04%	82.44%
18	L	860	NORTHWESTERN MUT GRP	44,509,018	0.94%	83.39%
19	L	91	HARTFORD FIRE & CAS GRP	44,001,612	0.93%	84.32%
20	L	429	GUARDIAN LIFE GRP	41,829,768	0.89%	85.21%
21	L	31	BERKSHIRE HATHAWAY GRP	40,884,980	0.87%	86.07%
22	L	261	MUTUAL OF OMAHA GRP	33,573,631	0.71%	86.78%
23	L	4965	EQUITABLE HOLDINGS INC GRP	33,374,919	0.71%	87.49%
24	L	140	NATIONWIDE CORP GRP	31,501,198	0.67%	88.16%
25	L	943	AMERITAS MUT HOLDING GRP	29,411,063	0.62%	88.78%
26	L	4734	APOLLO GLOBAL MGMT GRP	29,161,775	0.62%	89.40%
27	L	709	PACIFIC LIFE GRP	28,912,432	0.61%	90.01%
28	L	12	AMERICAN INTL GRP	26,560,764	0.56%	90.58%
29	L	451	FIDELITY SECURITY GRP	20,904,799	0.44%	91.02%
30	L	918	JACKSON NATL GRP	20,696,110	0.44%	91.46%
31	L	761	ALLIANZ INS GRP	19,136,372	0.41%	91.86%
32	L	549	SUN LIFE FINANCIAL INC GRP	18,285,055	0.39%	92.25%
33	L	3098	TOKIO MARINE HOLDINGS INC GRP	17,836,964	0.38%	92.63%
34	L	4932	BRIGHTHOUSE HOLDINGS GRP	17,800,761	0.38%	93.01%
35	L	836	WEST SOUTHERN GRP	17,506,224	0.37%	93.38%
36	L	306	TRUSTAGE GRP	15,654,802	0.33%	93.71%
37	L	431	SAMMONS ENTERPRISES GRP	15,654,404	0.33%	94.04%
38	L	4855	SUMITOMO LIFE INS GRP	15,053,606	0.32%	94.36%
39	L	200	UNITED SERV AUTOMOBILE ASSN GRP	14,948,986	0.32%	94.68%
40	L	88668	MUTUAL OF AMER LIFE INS CO	14,329,690	0.30%	94.98%
41	L	850	PENN MUT GRP	13,751,045	0.29%	95.27%
42	L	781	UNION LABOR GRP	13,687,235	0.29%	95.56%
43	L	869	MINNESOTA MUT GRP	13,595,444	0.29%	95.85%
44	L	634	NATIONAL LIFE GRP	12,887,939	0.27%	96.12%
45	L	408	BROOKFIELD ASSET MGMT REINS PARTNERS	11,763,327	0.25%	96.37%
46	L	370	AFLAC GRP	11,279,741	0.24%	96.61%
47	L	23	BCS INS GRP	11,192,056	0.24%	96.85%
48	L	4	AMERIPRISE FIN GRP	10,072,855	0.21%	97.06%
49	L	3891	GLOBAL ATLANTIC GRP	9,886,326	0.21%	97.27%
50	L	4011	GENWORTH FIN GRP	8,595,003	0.18%	97.45%
51	L	290	GLOBE LIFE INC GRP	7,097,178	0.15%	97.60%
52	L	1186	LIFETIME HLTHCARE GRP	6,295,041	0.13%	97.74%
53	L	176	STATE FARM GRP	6,266,344	0.13%	97.87%
54	L	233	CNO FINANCIAL GRP	5,853,839	0.12%	97.99%
55	L	4926	TALCOTT HOLDINGS GRP	5,322,742	0.11%	98.11%
56	L	458	DAI-ICHI LIFE HOLDINGS INC GRP	5,276,447	0.11%	98.22%
57	L	4750	PRIMERICA GRP	4,689,537	0.10%	98.32%
58	L	670	FIDELITY NATL FIN INC GRP	4,596,474	0.10%	98.42%
59	L	872	BANNER LIFE GRP	4,491,971	0.10%	98.51%
60	L	2658	AMERICAN EQUITY INVESTMENT GRP	3,720,855	0.08%	98.59%
61	L	62510	EQUITRUST LIFE INS CO	3,428,096	0.07%	98.66%
62	L	4890	SBL HOLDINGS GRP	3,289,897	0.07%	98.73%
63	L	212	ZURICH INS GRP	3,021,979	0.06%	98.80%

Life Insurance Industry
Life/Health and Fraternal Insurers
2022 Market Share Report - Total Premium
Totals Life Ins, Annuity, Deposit Type Contracts, Other Considerations, and Accident & Health

District Of Columbia

Rank	Business Type	Group/ Company Code	Group/Company Name	Direct Written Premium	Market Share	Cumulative Market Share
64	L	981	FIDELITY INVESTMENT INS & ANN GRP	3,005,969	0.06%	98.86%
65	L	4736	GGC GRP	2,396,918	0.05%	98.91%
66	L	661	BCBS OF SC GRP	2,299,017	0.05%	98.96%
67	L	4888	STERLING FINANCIAL INS GRP INC	2,241,500	0.05%	99.01%
68	L	65927	LINCOLN HERITAGE LIFE INS CO	2,153,719	0.05%	99.05%
69	L	4988	BAYVIEW ASSET MANAGEMENT GRP	2,141,102	0.05%	99.10%
70	L	215	KEMPER CORP GRP	1,984,109	0.04%	99.14%
71	L	276	TRUSTMARK MUT HOLDING CO GRP	1,615,452	0.03%	99.17%
72	L	4794	GROUP 1001 INS HOLDINGS GRP	1,542,847	0.03%	99.21%
73	L	626	CHUBB LTD GRP	1,495,061	0.03%	99.24%
74	L	315	INDUSTRIAL ALLIANCE GRP	1,455,500	0.03%	99.27%
75	L	58068	INDEPENDENT ORDER OF FORESTERS US BR	1,437,609	0.03%	99.30%
76	L	704	CONSTELLATION INS HOLDINGS GRP	1,431,109	0.03%	99.33%
77	L	4853	AAA LIFE GRP	1,302,209	0.03%	99.36%
78	L	4925	KUVARE GRP	1,273,217	0.03%	99.38%
79	L	4844	LIA HOLDINGS GRP	1,200,023	0.03%	99.41%
80	L	1211	NATIONAL GUARDIAN LIFE INS GRP	1,177,419	0.02%	99.44%
81	L	56014	THRIVENT FINANCIAL FOR LUTHERANS	1,139,552	0.02%	99.46%
82	L	367	PHYSICIANS MUT GRP	996,752	0.02%	99.48%
83	L	535	COLUMBIAN LIFE GRP	974,237	0.02%	99.50%
84	L	1117	MANHATTAN LIFE GRP	934,494	0.02%	99.52%
85	L	56456	UNITED STATES LETTER CARRIERS MUT BE	913,867	0.02%	99.54%
86	L	8	ALLSTATE INS GRP	892,990	0.02%	99.56%
87	L	84174	ELCO MUT LIFE & ANN	885,000	0.02%	99.58%
88	L	4941	NATIONAL WESTERN LIFE GRP	882,649	0.02%	99.60%
89	L	5014	EVERLAKE HOLDINGS GRP	878,809	0.02%	99.62%
90	L	581	BOSTON MUT GRP	857,808	0.02%	99.63%
91	L	98	WR BERKLEY CORP GRP	822,557	0.02%	99.65%
92	L	68772	SECURITY MUT LIFE INS CO OF NY	802,467	0.02%	99.67%
93	L	58033	KNIGHTS OF COLUMBUS	714,462	0.02%	99.68%
94	L	671	ELEVANCE HLTH INC GRP	709,790	0.02%	99.70%
95	L	60216	AMALGAMATED LIFE INS CO	690,410	0.01%	99.71%
96	L	449	FINANCIAL HOLDINGS GRP	676,113	0.01%	99.73%
97	L	4992	RESOLUTION LIFE US HOLDINGS GRP	661,621	0.01%	99.74%
98	L	213	ERIE INS GRP	647,503	0.01%	99.75%
99	L	4955	POWELL INS GRP	645,897	0.01%	99.77%
100	L	4213	WILTON RE GRP	628,362	0.01%	99.78%
101	L	588	KANSAS CITY LIFE INS GRP	591,555	0.01%	99.79%
102	L	5016	AQUARIAN INS HOLDINGS GRP	572,022	0.01%	99.81%
103	L	300	HORACE MANN GRP	558,541	0.01%	99.82%
104	L	61212	BALTIMORE LIFE INS CO	482,906	0.01%	99.83%
105	L	812	HIGHMARK GRP	444,224	0.01%	99.84%
106	L	477	RENAISSANCE HLTH SERV CORP GRP	416,913	0.01%	99.85%
107	L	4947	PROSPERITY LIFE INS GRP	410,646	0.01%	99.86%
108	L	4553	SAVINGS BANK LIFE GRP	391,198	0.01%	99.86%
109	L	28	AMICA MUT GRP	376,985	0.01%	99.87%
110	L	525	PAN AMER LIFE GRP	356,074	0.01%	99.88%
111	L	63290	FIDELITY LIFE ASSN A LEGAL RESERVE L	348,756	0.01%	99.89%
112	L	4862	ASSURITY GRP	327,270	0.01%	99.89%
113	L	93521	GRANULAR INS CO	309,228	0.01%	99.90%
114	L	57657	ROYAL NEIGHBORS OF AMER	299,738	0.01%	99.91%
115	L	3436	LIBERTY LIFE GRP TRUST GRP	293,091	0.01%	99.91%
116	L	244	CINCINNATI FIN GRP	279,957	0.01%	99.92%
117	L	917	HCSC GRP	279,814	0.01%	99.92%
118	L	181	SWISS RE GRP	271,589	0.01%	99.93%
119	L	4712	GPM LIFE GRP	268,859	0.01%	99.94%
120	L	77879	5 STAR LIFE INS CO	260,243	0.01%	99.94%
121	L	11121	UNIFIED LIFE INS CO	256,996	0.01%	99.95%
122	L	89427	STELLAR NATL LIFE INS CO	197,036	- %	99.95%
123	L	60445	SAGICOR LIFE INS CO	181,716	- %	99.96%
124	L	542	INDIANA FARM BUREAU GRP	164,265	- %	99.96%
125	L	63819	UNITY FINANCIAL LIFE INS CO	161,604	- %	99.96%
			TOTAL	4,718,716,561	100.00%	100.00%

Life Insurance Industry
Life/Health and Fraternal Insurers
2022 Market Share Report - Total Premium
Totals Life Ins, Annuity, Deposit Type Contracts, Other Considerations, and Accident & Health

Florida

Rank	Business Type	Group/ Company Code	Group/Company Name	Direct Written Premium	Market Share	Cumulative Market Share
1	L	707	UNITEDHEALTH GRP	3,971,836,485	6.26%	6.26%
2	L	1	CVS GRP	3,909,900,329	6.16%	12.41%
3	L	435	MASS MUT LIFE INS GRP	2,950,209,810	4.65%	17.06%
4	L	4734	APOLLO GLOBAL MGMT GRP	2,645,078,047	4.17%	21.22%
5	L	826	NEW YORK LIFE GRP	2,469,530,454	3.89%	25.11%
6	L	304	PRUDENTIAL OF AMER GRP	2,456,891,212	3.87%	28.98%
7	L	12	AMERICAN INTL GRP	2,414,234,574	3.80%	32.78%
8	L	241	METROPOLITAN GRP	2,320,342,355	3.65%	36.44%
9	L	140	NATIONWIDE CORP GRP	2,248,661,864	3.54%	39.98%
10	L	901	CIGNA HLTH GRP	2,187,195,154	3.44%	43.43%
11	L	20	LINCOLN NATL GRP	2,038,930,782	3.21%	46.64%
12	L	4965	EQUITABLE HOLDINGS INC GRP	1,608,796,740	2.53%	49.17%
13	L	904	JOHN HANCOCK GRP	1,584,090,540	2.49%	51.66%
14	L	4932	BRIGHTHOUSE HOLDINGS GRP	1,393,486,465	2.19%	53.86%
15	L	709	PACIFIC LIFE GRP	1,315,836,524	2.07%	55.93%
16	L	860	NORTHWESTERN MUT GRP	1,300,679,921	2.05%	57.98%
17	L	918	JACKSON NATL GRP	1,261,017,691	1.99%	59.97%
18	L	761	ALLIANZ INS GRP	1,258,833,499	1.98%	61.95%
19	L	431	SAMMONS ENTERPRISES GRP	1,215,124,079	1.91%	63.86%
20	L	468	AEGON US HOLDING GRP	1,115,494,842	1.76%	65.62%
21	L	332	PRINCIPAL FIN GRP	1,014,403,283	1.60%	67.22%
22	L	3891	GLOBAL ATLANTIC GRP	997,403,202	1.57%	68.79%
23	L	4832	VOYA FINANCIAL GRP	913,210,436	1.44%	70.22%
24	L	670	FIDELITY NATL FIN INC GRP	853,576,289	1.34%	71.57%
25	L	429	GUARDIAN LIFE GRP	829,336,141	1.31%	72.88%
26	L	4855	SUMITOMO LIFE INS GRP	772,723,204	1.22%	74.09%
27	L	836	WEST SOUTHERN GRP	700,879,349	1.10%	75.20%
28	L	261	MUTUAL OF OMAHA GRP	640,050,537	1.01%	76.20%
29	L	869	MINNESOTA MUT GRP	562,632,240	0.89%	77.09%
30	L	200	UNITED SERV AUTOMOBILE ASSN GRP	547,467,176	0.86%	77.95%
31	L	565	UNUM GRP	519,942,153	0.82%	78.77%
32	L	290	GLOBE LIFE INC GRP	488,152,737	0.77%	79.54%
33	L	233	CNO FINANCIAL GRP	479,637,666	0.76%	80.30%
34	L	1348	MEIJI YASUDA LIFE INS GRP	458,327,576	0.72%	81.02%
35	L	1216	TIAA FAMILY GRP	453,631,735	0.71%	81.73%
36	L	619	ONEAMERICA FIN PARTNERS GRP	441,472,550	0.70%	82.43%
37	L	4925	KUVARE GRP	440,688,306	0.69%	83.12%
38	L	634	NATIONAL LIFE GRP	426,243,824	0.67%	83.79%
39	L	4	AMERIPRISE FIN GRP	398,590,943	0.63%	84.42%
40	L	769	GREAT WEST GRP	397,149,062	0.63%	85.05%
41	L	4794	GROUP 1001 INS HOLDINGS GRP	375,747,497	0.59%	85.64%
42	L	370	AFLAC GRP	368,183,841	0.58%	86.22%
43	L	4888	STERLING FINANCIAL INS GRP INC	367,821,086	0.58%	86.80%
44	L	4890	SBL HOLDINGS GRP	362,676,355	0.57%	87.37%
45	L	176	STATE FARM GRP	322,810,492	0.51%	87.88%
46	L	458	DAI-ICHI LIFE HOLDINGS INC GRP	314,152,075	0.49%	88.37%
47	L	306	TRUSTAGE GRP	312,819,303	0.49%	88.86%
48	L	549	SUN LIFE FINANCIAL INC GRP	297,423,149	0.47%	89.33%
49	L	2658	AMERICAN EQUITY INVESTMENT GRP	284,326,598	0.45%	89.78%
50	L	91	HARTFORD FIRE & CAS GRP	281,347,910	0.44%	90.22%
51	L	3098	TOKIO MARINE HOLDINGS INC GRP	257,525,455	0.41%	90.63%
52	L	4011	GENWORTH FIN GRP	256,993,737	0.40%	91.03%
53	L	850	PENN MUT GRP	254,651,583	0.40%	91.43%
54	L	943	AMERITAS MUT HOLDING GRP	247,942,416	0.39%	91.82%
55	L	4824	ADVANTAGE CAPITAL GRP	239,290,633	0.38%	92.20%
56	L	4750	PRIMERICA GRP	236,402,790	0.37%	92.57%
57	L	4988	BAYVIEW ASSET MANAGEMENT GRP	235,746,241	0.37%	92.94%
58	L	872	BANNER LIFE GRP	220,914,805	0.35%	93.29%
59	L	4926	TALCOTT HOLDINGS GRP	218,383,829	0.34%	93.64%
60	L	212	ZURICH INS GRP	191,339,972	0.30%	93.94%
61	L	8	ALLSTATE INS GRP	189,652,098	0.30%	94.24%
62	L	4947	PROSPERITY LIFE INS GRP	188,868,093	0.30%	94.53%
63	L	408	BROOKFIELD ASSET MGMT REINS PARTNERS	174,115,053	0.27%	94.81%

Life Insurance Industry
Life/Health and Fraternal Insurers
2022 Market Share Report - Total Premium
Totals Life Ins, Annuity, Deposit Type Contracts, Other Considerations, and Accident & Health

Florida

Rank	Business Type	Group/ Company Code	Group/Company Name	Direct Written Premium	Market Share	Cumulative Market Share
64	L	56014	THRIVENT FINANCIAL FOR LUTHERANS	170,052,559	0.27%	95.08%
65	L	981	FIDELITY INVESTMENT INS & ANN GRP	152,727,903	0.24%	95.32%
66	L	536	GUIDEWELL MUT HOLDING GRP	146,827,401	0.23%	95.55%
67	L	4736	GGC GRP	136,665,165	0.22%	95.76%
68	L	60445	SAGICOR LIFE INS CO	136,128,163	0.21%	95.98%
69	L	62510	EQUITRUST LIFE INS CO	133,927,444	0.21%	96.19%
70	L	4853	AAA LIFE GRP	131,095,979	0.21%	96.39%
71	L	449	FINANCIAL HOLDINGS GRP	107,663,876	0.17%	96.56%
72	L	88668	MUTUAL OF AMER LIFE INS CO	101,735,576	0.16%	96.72%
73	L	67423	ASPIDA LIFE INS CO	95,903,687	0.15%	96.88%
74	L	704	CONSTELLATION INS HOLDINGS GRP	93,705,122	0.15%	97.02%
75	L	58033	KNIGHTS OF COLUMBUS	81,229,199	0.13%	97.15%
76	L	65927	LINCOLN HERITAGE LIFE INS CO	71,015,426	0.11%	97.26%
77	L	451	FIDELITY SECURITY GRP	65,759,772	0.10%	97.37%
78	L	626	CHUBB LTD GRP	62,611,050	0.10%	97.46%
79	L	58068	INDEPENDENT ORDER OF FORESTERS US BR	62,110,677	0.10%	97.56%
80	L	4992	RESOLUTION LIFE US HOLDINGS GRP	60,303,473	0.09%	97.66%
81	L	5014	EVERLAKE HOLDINGS GRP	53,607,069	0.08%	97.74%
82	L	276	TRUSTMARK MUT HOLDING CO GRP	52,751,490	0.08%	97.83%
83	L	330	AMERICAN FIDELITY CORP GRP	51,777,063	0.08%	97.91%
84	L	1211	NATIONAL GUARDIAN LIFE INS GRP	50,470,273	0.08%	97.99%
85	L	5016	AQUARIAN INS HOLDINGS GRP	49,323,736	0.08%	98.06%
86	L	68896	SOUTHERN FARM BUREAU LIFE INS CO	47,950,918	0.08%	98.14%
87	L	876	ARKANSAS BCBS GRP	46,300,801	0.07%	98.21%
88	L	4941	NATIONAL WESTERN LIFE GRP	43,135,154	0.07%	98.28%
89	L	57541	MODERN WOODMEN OF AMER	38,380,623	0.06%	98.34%
90	L	300	HORACE MANN GRP	38,269,412	0.06%	98.40%
91	L	1117	MANHATTAN LIFE GRP	36,261,173	0.06%	98.46%
92	L	315	INDUSTRIAL ALLIANCE GRP	36,055,507	0.06%	98.51%
93	L	57320	WOODMEN WORLD LIFE INS SOC	35,700,373	0.06%	98.57%
94	L	3436	LIBERTY LIFE GRP TRUST GRP	34,929,474	0.06%	98.63%
95	L	4844	LIA HOLDINGS GRP	31,782,621	0.05%	98.68%
96	L	525	PAN AMER LIFE GRP	31,617,979	0.05%	98.73%
97	L	98	WR BERKLEY CORP GRP	27,977,935	0.04%	98.77%
98	L	520	NEW ERA LIFE GRP	26,858,571	0.04%	98.81%
99	L	574	AMERCO CORP GRP	25,782,911	0.04%	98.85%
100	L	4213	WILTON RE GRP	25,389,388	0.04%	98.89%
101	L	367	PHYSICIANS MUT GRP	24,531,144	0.04%	98.93%
102	L	215	KEMPER CORP GRP	24,009,914	0.04%	98.97%
103	L	68772	SECURITY MUT LIFE INS CO OF NY	23,739,195	0.04%	99.01%
104	L	5021	ONEMAIN HOLDINGS INC GRP	23,101,555	0.04%	99.04%
105	L	4903	CALTON HOLDINGS GRP	21,311,030	0.03%	99.08%
106	L	71404	CONTINENTAL GEN INS CO	21,070,894	0.03%	99.11%
107	L	169	SENTRY INS GRP	20,961,431	0.03%	99.14%
108	L	67180	OHIO STATE LIFE INS CO	20,003,659	0.03%	99.17%
109	L	280	AUTO OWNERS GRP	18,606,838	0.03%	99.20%
110	L	535	COLUMBIAN LIFE GRP	18,522,729	0.03%	99.23%
111	L	812	HIGHMARK GRP	18,038,328	0.03%	99.26%
112	L	84174	ELCO MUT LIFE & ANN	17,988,069	0.03%	99.29%
113	L	56685	GBU FINANCIAL LIFE	17,869,566	0.03%	99.32%
114	L	588	KANSAS CITY LIFE INS GRP	17,860,060	0.03%	99.35%
115	L	4553	SAVINGS BANK LIFE GRP	17,492,668	0.03%	99.37%
116	L	3527	AMERICAN ENTERPRISE MUT GRP	16,374,328	0.03%	99.40%
117	L	661	BCBS OF SC GRP	16,199,936	0.03%	99.42%
118	L	671	ELEVANCE HLTH INC GRP	15,215,544	0.02%	99.45%
119	L	4955	POWELL INS GRP	14,431,804	0.02%	99.47%
120	L	63290	FIDELITY LIFE ASSN A LEGAL RESERVE L	14,056,559	0.02%	99.49%
121	L	57657	ROYAL NEIGHBORS OF AMER	13,321,887	0.02%	99.51%
122	L	23	BCS INS GRP	13,162,841	0.02%	99.54%
123	L	77879	5 STAR LIFE INS CO	11,912,657	0.02%	99.55%
124	L	56693	GCU	11,403,538	0.02%	99.57%
125	L	64505	HOMESTEADERS LIFE CO	11,167,328	0.02%	99.59%
			TOTAL	63,497,703,400	100.00%	100.00%

Life Insurance Industry
Life/Health and Fraternal Insurers
2022 Market Share Report - Total Premium
Totals Life Ins, Annuity, Deposit Type Contracts, Other Considerations, and Accident & Health

Georgia

Rank	Business Type	Group/ Company Code	Group/Company Name	Direct Written Premium	Market Share	Cumulative Market Share
1	L	241	METROPOLITAN GRP	2,389,386,155	8.80%	8.80%
2	L	1	CVS GRP	1,630,935,118	6.01%	14.81%
3	L	670	FIDELITY NATL FIN INC GRP	1,389,807,844	5.12%	19.93%
4	L	901	CIGNA HLTH GRP	1,304,590,599	4.80%	24.73%
5	L	707	UNITEDHEALTH GRP	1,297,961,954	4.78%	29.51%
6	L	4734	APOLLO GLOBAL MGMT GRP	1,251,190,158	4.61%	34.12%
7	L	826	NEW YORK LIFE GRP	1,038,164,004	3.82%	37.94%
8	L	435	MASS MUT LIFE INS GRP	1,017,244,991	3.75%	41.69%
9	L	304	PRUDENTIAL OF AMER GRP	851,866,849	3.14%	44.83%
10	L	20	LINCOLN NATL GRP	808,947,674	2.98%	47.81%
11	L	860	NORTHWESTERN MUT GRP	689,965,607	2.54%	50.35%
12	L	12	AMERICAN INTL GRP	688,490,272	2.54%	52.88%
13	L	904	JOHN HANCOCK GRP	680,326,849	2.51%	55.39%
14	L	468	AEGON US HOLDING GRP	591,205,619	2.18%	57.56%
15	L	140	NATIONWIDE CORP GRP	576,809,976	2.12%	59.69%
16	L	261	MUTUAL OF OMAHA GRP	491,598,978	1.81%	61.50%
17	L	4832	VOYA FINANCIAL GRP	440,990,532	1.62%	63.12%
18	L	332	PRINCIPAL FIN GRP	419,624,117	1.55%	64.67%
19	L	565	UNUM GRP	391,069,561	1.44%	66.11%
20	L	918	JACKSON NATL GRP	369,587,659	1.36%	67.47%
21	L	1216	TIAA FAMILY GRP	364,195,445	1.34%	68.81%
22	L	761	ALLIANZ INS GRP	352,070,685	1.30%	70.11%
23	L	429	GUARDIAN LIFE GRP	350,856,451	1.29%	71.40%
24	L	4965	EQUITABLE HOLDINGS INC GRP	327,631,043	1.21%	72.61%
25	L	4932	BRIGHTHOUSE HOLDINGS GRP	313,921,456	1.16%	73.76%
26	L	431	SAMMONS ENTERPRISES GRP	309,705,418	1.14%	74.90%
27	L	370	AFLAC GRP	257,918,692	0.95%	75.85%
28	L	176	STATE FARM GRP	256,875,808	0.95%	76.80%
29	L	3891	GLOBAL ATLANTIC GRP	254,066,229	0.94%	77.74%
30	L	709	PACIFIC LIFE GRP	250,646,824	0.92%	78.66%
31	L	836	WEST SOUTHERN GRP	238,499,179	0.88%	79.54%
32	L	869	MINNESOTA MUT GRP	229,861,990	0.85%	80.38%
33	L	290	GLOBE LIFE INC GRP	205,345,110	0.76%	81.14%
34	L	1348	MEIJI YASUDA LIFE INS GRP	196,281,159	0.72%	81.86%
35	L	200	UNITED SERV AUTOMOBILE ASSN GRP	184,458,136	0.68%	82.54%
36	L	306	TRUSTAGE GRP	175,197,244	0.65%	83.19%
37	L	4855	SUMITOMO LIFE INS GRP	168,110,469	0.62%	83.81%
38	L	3098	TOKIO MARINE HOLDINGS INC GRP	161,648,623	0.60%	84.40%
39	L	619	ONEAMERICA FIN PARTNERS GRP	160,038,709	0.59%	84.99%
40	L	91	HARTFORD FIRE & CAS GRP	158,508,793	0.58%	85.58%
41	L	769	GREAT WEST GRP	148,474,537	0.55%	86.12%
42	L	634	NATIONAL LIFE GRP	143,411,261	0.53%	86.65%
43	L	4750	PRIMERICA GRP	140,078,140	0.52%	87.17%
44	L	458	DAI-ICHI LIFE HOLDINGS INC GRP	133,589,073	0.49%	87.66%
45	L	549	SUN LIFE FINANCIAL INC GRP	128,328,605	0.47%	88.13%
46	L	451	FIDELITY SECURITY GRP	122,942,142	0.45%	88.58%
47	L	943	AMERITAS MUT HOLDING GRP	119,989,538	0.44%	89.03%
48	L	4011	GENWORTH FIN GRP	112,951,294	0.42%	89.44%
49	L	4888	STERLING FINANCIAL INS GRP INC	103,116,183	0.38%	89.82%
50	L	4890	SBL HOLDINGS GRP	102,221,663	0.38%	90.20%
51	L	4	AMERIPRISE FIN GRP	98,067,418	0.36%	90.56%
52	L	8	ALLSTATE INS GRP	97,046,307	0.36%	90.92%
53	L	872	BANNER LIFE GRP	96,834,185	0.36%	91.27%
54	L	4988	BAYVIEW ASSET MANAGEMENT GRP	85,509,082	0.31%	91.59%
55	L	57320	WOODMEN WORLD LIFE INS SOC	85,195,668	0.31%	91.90%
56	L	233	CNO FINANCIAL GRP	85,164,530	0.31%	92.22%
57	L	4794	GROUP 1001 INS HOLDINGS GRP	83,001,999	0.31%	92.52%
58	L	4926	TALCOTT HOLDINGS GRP	82,328,057	0.30%	92.82%
59	L	2658	AMERICAN EQUITY INVESTMENT GRP	76,270,738	0.28%	93.11%
60	L	4925	KUVARE GRP	65,342,873	0.24%	93.35%
61	L	671	ELEVANCE HLTH INC GRP	62,539,563	0.23%	93.58%
62	L	408	BROOKFIELD ASSET MGMT REINS PARTNERS	61,525,336	0.23%	93.80%
63	L	850	PENN MUT GRP	60,886,489	0.22%	94.03%

Life Insurance Industry
Life/Health and Fraternal Insurers
2022 Market Share Report - Total Premium
Totals Life Ins, Annuity, Deposit Type Contracts, Other Considerations, and Accident & Health

Georgia

Rank	Business Type	Group/ Company Code	Group/Company Name	Direct Written Premium	Market Share	Cumulative Market Share
64	L	212	ZURICH INS GRP	60,631,744	0.22%	94.25%
65	L	68896	SOUTHERN FARM BUREAU LIFE INS CO	59,242,439	0.22%	94.47%
66	L	4824	ADVANTAGE CAPITAL GRP	53,417,101	0.20%	94.67%
67	L	56014	THRIVENT FINANCIAL FOR LUTHERANS	49,742,639	0.18%	94.85%
68	L	4718	TIPTREE FIN GRP	44,165,757	0.16%	95.01%
69	L	520	NEW ERA LIFE GRP	40,136,323	0.15%	95.16%
70	L	661	BCBS OF SC GRP	37,190,065	0.14%	95.30%
71	L	1117	MANHATTAN LIFE GRP	35,852,336	0.13%	95.43%
72	L	88668	MUTUAL OF AMER LIFE INS CO	35,834,200	0.13%	95.56%
73	L	57541	MODERN WOODMEN OF AMER	35,355,238	0.13%	95.69%
74	L	4736	GGC GRP	34,612,796	0.13%	95.82%
75	L	58068	INDEPENDENT ORDER OF FORESTERS US BR	33,067,009	0.12%	95.94%
76	L	330	AMERICAN FIDELITY CORP GRP	32,333,842	0.12%	96.06%
77	L	50	COUNTRY INS & FIN SERV GRP	32,143,288	0.12%	96.18%
78	L	60445	SAGICOR LIFE INS CO	31,197,003	0.11%	96.29%
79	L	449	FINANCIAL HOLDINGS GRP	31,145,887	0.11%	96.41%
80	L	62510	EQUITRUST LIFE INS CO	31,014,606	0.11%	96.52%
81	L	169	SENTRY INS GRP	30,766,628	0.11%	96.63%
82	L	5014	EVERLAKE HOLDINGS GRP	29,277,834	0.11%	96.74%
83	L	65927	LINCOLN HERITAGE LIFE INS CO	27,320,568	0.10%	96.84%
84	L	315	INDUSTRIAL ALLIANCE GRP	26,856,421	0.10%	96.94%
85	L	4947	PROSPERITY LIFE INS GRP	26,168,150	0.10%	97.04%
86	L	98	WR BERKLEY CORP GRP	26,031,369	0.10%	97.13%
87	L	535	COLUMBIAN LIFE GRP	25,321,742	0.09%	97.23%
88	L	4853	AAA LIFE GRP	25,262,901	0.09%	97.32%
89	L	626	CHUBB LTD GRP	22,522,056	0.08%	97.40%
90	L	704	CONSTELLATION INS HOLDINGS GRP	22,206,850	0.08%	97.48%
91	L	300	HORACE MANN GRP	22,119,354	0.08%	97.57%
92	L	981	FIDELITY INVESTMENT INS & ANN GRP	21,266,736	0.08%	97.64%
93	L	215	KEMPER CORP GRP	20,954,288	0.08%	97.72%
94	L	244	CINCINNATI FIN GRP	20,875,067	0.08%	97.80%
95	L	4844	LIA HOLDINGS GRP	20,423,315	0.08%	97.87%
96	L	367	PHYSICIANS MUT GRP	19,526,485	0.07%	97.95%
97	L	812	HIGHMARK GRP	18,858,090	0.07%	98.02%
98	L	5016	AQUARIAN INS HOLDINGS GRP	18,816,414	0.07%	98.08%
99	L	588	KANSAS CITY LIFE INS GRP	17,687,797	0.07%	98.15%
100	L	1211	NATIONAL GUARDIAN LIFE INS GRP	17,617,093	0.06%	98.21%
101	L	276	TRUSTMARK MUT HOLDING CO GRP	14,821,564	0.05%	98.27%
102	L	280	AUTO OWNERS GRP	14,647,165	0.05%	98.32%
103	L	598	DELTA GRP	14,482,354	0.05%	98.38%
104	L	3436	LIBERTY LIFE GRP TRUST GRP	14,237,720	0.05%	98.43%
105	L	4955	POWELL INS GRP	14,002,657	0.05%	98.48%
106	L	4992	RESOLUTION LIFE US HOLDINGS GRP	13,765,544	0.05%	98.53%
107	L	525	PAN AMER LIFE GRP	13,754,636	0.05%	98.58%
108	L	4213	WILTON RE GRP	13,161,404	0.05%	98.63%
109	L	67423	ASPIDA LIFE INS CO	12,963,172	0.05%	98.68%
110	L	64505	HOMESTEADERS LIFE CO	12,654,185	0.05%	98.72%
111	L	84174	ELCO MUT LIFE & ANN	12,214,253	0.04%	98.77%
112	L	58033	KNIGHTS OF COLUMBUS	12,174,730	0.04%	98.81%
113	L	5	ALFA INS GRP	11,951,598	0.04%	98.86%
114	L	5021	ONEMAIN HOLDINGS INC GRP	11,675,305	0.04%	98.90%
115	L	93521	GRANULAR INS CO	11,104,278	0.04%	98.94%
116	L	574	AMERCO CORP GRP	10,443,881	0.04%	98.98%
117	L	4712	GPM LIFE GRP	10,258,935	0.04%	99.02%
118	L	67	MICHIGAN FARM BUREAU GRP	10,177,353	0.04%	99.06%
119	L	4941	NATIONAL WESTERN LIFE GRP	10,056,330	0.04%	99.09%
120	L	687	GUARANTEE TRUST GRP	9,899,865	0.04%	99.13%
121	L	3527	AMERICAN ENTERPRISE MUT GRP	9,687,287	0.04%	99.17%
122	L	57657	ROYAL NEIGHBORS OF AMER	9,243,343	0.03%	99.20%
123	L	7	FEDERATED MUT GRP	9,205,924	0.03%	99.23%
124	L	581	BOSTON MUT GRP	8,980,251	0.03%	99.27%
125	L	629	PLATEAU GRP	8,794,924	0.03%	99.30%
			TOTAL	27,152,162,129	100.00%	100.00%

Life Insurance Industry
Life/Health and Fraternal Insurers
2022 Market Share Report - Total Premium
Totals Life Ins, Annuity, Deposit Type Contracts, Other Considerations, and Accident & Health

Hawaii

Rank	Business Type	Group/ Company Code	Group/Company Name	Direct Written Premium	Market Share	Cumulative Market Share
1	L	707	UNITEDHEALTH GRP	677,335,993	15.34%	15.34%
2	L	826	NEW YORK LIFE GRP	311,806,274	7.06%	22.40%
3	L	304	PRUDENTIAL OF AMER GRP	299,375,089	6.78%	29.18%
4	L	435	MASS MUT LIFE INS GRP	210,412,293	4.76%	33.94%
5	L	670	FIDELITY NATL FIN INC GRP	170,519,959	3.86%	37.80%
6	L	468	AEGON US HOLDING GRP	165,222,839	3.74%	41.54%
7	L	4734	APOLLO GLOBAL MGMT GRP	150,751,237	3.41%	44.95%
8	L	709	PACIFIC LIFE GRP	145,453,650	3.29%	48.25%
9	L	431	SAMMONS ENTERPRISES GRP	115,636,323	2.62%	50.87%
10	L	12	AMERICAN INTL GRP	105,449,716	2.39%	53.25%
11	L	761	ALLIANZ INS GRP	98,911,515	2.24%	55.49%
12	L	20	LINCOLN NATL GRP	98,122,958	2.22%	57.72%
13	L	918	JACKSON NATL GRP	94,104,263	2.13%	59.85%
14	L	140	NATIONWIDE CORP GRP	88,093,708	1.99%	61.84%
15	L	3891	GLOBAL ATLANTIC GRP	81,472,935	1.84%	63.69%
16	L	1348	MEIJI YASUDA LIFE INS GRP	80,229,715	1.82%	65.50%
17	L	4965	EQUITABLE HOLDINGS INC GRP	78,508,221	1.78%	67.28%
18	L	241	METROPOLITAN GRP	75,886,475	1.72%	69.00%
19	L	4	AMERIPRISE FIN GRP	64,716,033	1.47%	70.46%
20	L	904	JOHN HANCOCK GRP	64,622,440	1.46%	71.93%
21	L	860	NORTHWESTERN MUT GRP	58,209,617	1.32%	73.24%
22	L	429	GUARDIAN LIFE GRP	56,575,284	1.28%	74.53%
23	L	869	MINNESOTA MUT GRP	49,441,566	1.12%	75.64%
24	L	4832	VOYA FINANCIAL GRP	47,849,612	1.08%	76.73%
25	L	634	NATIONAL LIFE GRP	47,378,895	1.07%	77.80%
26	L	836	WEST SOUTHERN GRP	45,001,786	1.02%	78.82%
27	L	565	UNUM GRP	43,696,601	0.99%	79.81%
28	L	4932	BRIGHTHOUSE HOLDINGS GRP	40,233,071	0.91%	80.72%
29	L	1216	TIAA FAMILY GRP	39,253,294	0.89%	81.61%
30	L	306	TRUSTAGE GRP	38,195,140	0.86%	82.47%
31	L	4855	SUMITOMO LIFE INS GRP	37,893,899	0.86%	83.33%
32	L	4794	GROUP 1001 INS HOLDINGS GRP	37,525,076	0.85%	84.18%
33	L	370	AFLAC GRP	35,116,685	0.80%	84.98%
34	L	176	STATE FARM GRP	33,944,953	0.77%	85.75%
35	L	619	ONEAMERICA FIN PARTNERS GRP	31,463,403	0.71%	86.46%
36	L	4750	PRIMERICA GRP	31,459,399	0.71%	87.17%
37	L	290	GLOBE LIFE INC GRP	31,012,155	0.70%	87.87%
38	L	3098	TOKIO MARINE HOLDINGS INC GRP	30,946,209	0.70%	88.57%
39	L	769	GREAT WEST GRP	28,848,231	0.65%	89.23%
40	L	91	HARTFORD FIRE & CAS GRP	27,711,312	0.63%	89.85%
41	L	261	MUTUAL OF OMAHA GRP	26,206,813	0.59%	90.45%
42	L	2658	AMERICAN EQUITY INVESTMENT GRP	24,870,195	0.56%	91.01%
43	L	1	CVS GRP	24,729,560	0.56%	91.57%
44	L	200	UNITED SERV AUTOMOBILE ASSN GRP	24,729,469	0.56%	92.13%
45	L	876	ARKANSAS BCBS GRP	21,725,071	0.49%	92.62%
46	L	4011	GENWORTH FIN GRP	21,560,577	0.49%	93.11%
47	L	4926	TALCOTT HOLDINGS GRP	18,399,748	0.42%	93.53%
48	L	458	DAI-ICHI LIFE HOLDINGS INC GRP	18,095,885	0.41%	93.94%
49	L	408	BROOKFIELD ASSET MGMT REINS PARTNERS	16,120,854	0.37%	94.30%
50	L	4890	SBL HOLDINGS GRP	14,119,571	0.32%	94.62%
51	L	332	PRINCIPAL FIN GRP	14,090,384	0.32%	94.94%
52	L	88668	MUTUAL OF AMER LIFE INS CO	13,484,636	0.31%	95.25%
53	L	943	AMERITAS MUT HOLDING GRP	12,339,909	0.28%	95.52%
54	L	4992	RESOLUTION LIFE US HOLDINGS GRP	11,866,657	0.27%	95.79%
55	L	4888	STERLING FINANCIAL INS GRP INC	11,521,818	0.26%	96.05%
56	L	850	PENN MUT GRP	9,632,378	0.22%	96.27%
57	L	449	FINANCIAL HOLDINGS GRP	9,602,846	0.22%	96.49%
58	L	60445	SAGICOR LIFE INS CO	9,600,917	0.22%	96.71%
59	L	4736	GGC GRP	9,355,373	0.21%	96.92%
60	L	4925	KUVARE GRP	8,710,309	0.20%	97.12%
61	L	901	CIGNA HLTH GRP	8,224,252	0.19%	97.30%
62	L	233	CNO FINANCIAL GRP	7,693,170	0.17%	97.48%
63	L	872	BANNER LIFE GRP	7,235,213	0.16%	97.64%

Life Insurance Industry
Life/Health and Fraternal Insurers
2022 Market Share Report - Total Premium
Totals Life Ins, Annuity, Deposit Type Contracts, Other Considerations, and Accident & Health

Hawaii

Rank	Business Type	Group/ Company Code	Group/Company Name	Direct Written Premium	Market Share	Cumulative Market Share
64	L	58068	INDEPENDENT ORDER OF FORESTERS US BR	5,167,353	0.12%	97.76%
65	L	5014	EVERLAKE HOLDINGS GRP	4,955,519	0.11%	97.87%
66	L	8	ALLSTATE INS GRP	4,832,262	0.11%	97.98%
67	L	4853	AAA LIFE GRP	4,690,019	0.11%	98.09%
68	L	981	FIDELITY INVESTMENT INS & ANN GRP	4,466,195	0.10%	98.19%
69	L	57320	WOODMEN WORLD LIFE INS SOC	4,042,794	0.09%	98.28%
70	L	62510	EQUITRUST LIFE INS CO	3,511,143	0.08%	98.36%
71	L	4941	NATIONAL WESTERN LIFE GRP	3,306,693	0.07%	98.43%
72	L	58033	KNIGHTS OF COLUMBUS	3,205,825	0.07%	98.51%
73	L	5021	ONEMAIN HOLDINGS INC GRP	2,951,184	0.07%	98.57%
74	L	549	SUN LIFE FINANCIAL INC GRP	2,929,726	0.07%	98.64%
75	L	4824	ADVANTAGE CAPITAL GRP	2,906,925	0.07%	98.70%
76	L	56014	THRIVENT FINANCIAL FOR LUTHERANS	2,685,549	0.06%	98.76%
77	L	525	PAN AMER LIFE GRP	2,561,816	0.06%	98.82%
78	L	4938	HAWAII EMPLOYERS GRP	2,557,984	0.06%	98.88%
79	L	5038	MIDWEST HOLDINGS INC GRP	2,440,429	0.06%	98.94%
80	L	1117	MANHATTAN LIFE GRP	2,386,956	0.05%	98.99%
81	L	67423	ASPIDA LIFE INS CO	2,378,067	0.05%	99.04%
82	L	812	HIGHMARK GRP	2,313,642	0.05%	99.10%
83	L	781	UNION LABOR GRP	2,242,279	0.05%	99.15%
84	L	4862	ASSURITY GRP	2,197,330	0.05%	99.20%
85	L	367	PHYSICIANS MUT GRP	2,129,569	0.05%	99.25%
86	L	588	KANSAS CITY LIFE INS GRP	2,062,857	0.05%	99.29%
87	L	71404	CONTINENTAL GEN INS CO	2,061,152	0.05%	99.34%
88	L	315	INDUSTRIAL ALLIANCE GRP	1,958,500	0.04%	99.38%
89	L	4213	WILTON RE GRP	1,884,082	0.04%	99.43%
90	L	574	AMERCO CORP GRP	1,854,911	0.04%	99.47%
91	L	626	CHUBB LTD GRP	1,836,824	0.04%	99.51%
92	L	615	BENEFICIAL LIFE GRP	1,591,426	0.04%	99.55%
93	L	4988	BAYVIEW ASSET MANAGEMENT GRP	1,537,609	0.03%	99.58%
94	L	212	ZURICH INS GRP	1,179,864	0.03%	99.61%
95	L	3436	LIBERTY LIFE GRP TRUST GRP	1,132,840	0.03%	99.63%
96	L	1186	LIFETIME HLTHCARE GRP	1,060,520	0.02%	99.66%
97	L	5024	FORTITUDE GRP HOLDINGS LLC GRP	848,055	0.02%	99.68%
98	L	77879	5 STAR LIFE INS CO	815,623	0.02%	99.69%
99	L	535	COLUMBIAN LIFE GRP	807,270	0.02%	99.71%
100	L	65927	LINCOLN HERITAGE LIFE INS CO	722,910	0.02%	99.73%
101	L	572	BCBS OF MI GRP	633,156	0.01%	99.74%
102	L	687	GUARANTEE TRUST GRP	632,091	0.01%	99.76%
103	L	4639	RGA INC GRP	590,718	0.01%	99.77%
104	L	69272	IBEXIS LIFE & ANN INS CO	585,758	0.01%	99.78%
105	L	69310	SURETY LIFE INS CO	532,665	0.01%	99.80%
106	L	330	AMERICAN FIDELITY CORP GRP	531,447	0.01%	99.81%
107	L	63290	FIDELITY LIFE ASSN A LEGAL RESERVE L	526,619	0.01%	99.82%
108	L	4712	GPM LIFE GRP	492,479	0.01%	99.83%
109	L	4553	SAVINGS BANK LIFE GRP	486,239	0.01%	99.84%
110	L	704	CONSTELLATION INS HOLDINGS GRP	451,907	0.01%	99.85%
111	L	1211	NATIONAL GUARDIAN LIFE INS GRP	429,780	0.01%	99.86%
112	L	67180	OHIO STATE LIFE INS CO	395,815	0.01%	99.87%
113	L	181	SWISS RE GRP	390,800	0.01%	99.88%
114	L	5016	AQUARIAN INS HOLDINGS GRP	339,417	0.01%	99.89%
115	L	2878	UNITED HERITAGE MUT GRP	333,695	0.01%	99.90%
116	L	4903	CALTON HOLDINGS GRP	322,362	0.01%	99.90%
117	L	542	INDIANA FARM BUREAU GRP	261,088	0.01%	99.91%
118	L	451	FIDELITY SECURITY GRP	240,892	0.01%	99.91%
119	L	4877	TWA & AMFI CORP GRP	220,687	- %	99.92%
120	L	50	COUNTRY INS & FIN SERV GRP	217,472	- %	99.92%
121	L	71471	ABILITY INS CO	202,987	- %	99.93%
122	L	68772	SECURITY MUT LIFE INS CO OF NY	202,051	- %	99.93%
123	L	276	TRUSTMARK MUT HOLDING CO GRP	197,283	- %	99.94%
124	L	56456	UNITED STATES LETTER CARRIERS MUT BE	195,746	- %	99.94%
125	L	90638	BEST LIFE & HLTH INS CO	184,420	- %	99.95%
			TOTAL	4,416,506,313	100.00%	100.00%

Life Insurance Industry
Life/Health and Fraternal Insurers
2022 Market Share Report - Total Premium
Totals Life Ins, Annuity, Deposit Type Contracts, Other Considerations, and Accident & Health

Idaho

Rank	Business Type	Group/ Company Code	Group/Company Name	Direct Written Premium	Market Share	Cumulative Market Share
1	L	12	AMERICAN INTL GRP	586,077,651	15.15%	15.15%
2	L	304	PRUDENTIAL OF AMER GRP	179,515,554	4.64%	19.79%
3	L	435	MASS MUT LIFE INS GRP	171,163,394	4.42%	24.21%
4	L	826	NEW YORK LIFE GRP	169,244,014	4.37%	28.59%
5	L	860	NORTHWESTERN MUT GRP	120,106,279	3.10%	31.69%
6	L	707	UNITEDHEALTH GRP	103,918,222	2.69%	34.38%
7	L	904	JOHN HANCOCK GRP	103,110,364	2.67%	37.04%
8	L	4734	APOLLO GLOBAL MGMT GRP	96,761,629	2.50%	39.54%
9	L	20	LINCOLN NATL GRP	93,864,072	2.43%	41.97%
10	L	1	CVS GRP	82,284,042	2.13%	44.09%
11	L	761	ALLIANZ INS GRP	80,198,312	2.07%	46.17%
12	L	140	NATIONWIDE CORP GRP	77,098,259	1.99%	48.16%
13	L	670	FIDELITY NATL FIN INC GRP	75,359,239	1.95%	50.11%
14	L	619	ONEAMERICA FIN PARTNERS GRP	73,037,727	1.89%	52.00%
15	L	241	METROPOLITAN GRP	68,182,480	1.76%	53.76%
16	L	918	JACKSON NATL GRP	67,943,949	1.76%	55.51%
17	L	431	SAMMONS ENTERPRISES GRP	67,726,124	1.75%	57.26%
18	L	261	MUTUAL OF OMAHA GRP	67,592,654	1.75%	59.01%
19	L	901	CIGNA HLTH GRP	66,239,202	1.71%	60.72%
20	L	332	PRINCIPAL FIN GRP	65,591,044	1.70%	62.42%
21	L	1348	MEIJI YASUDA LIFE INS GRP	59,901,861	1.55%	63.97%
22	L	3891	GLOBAL ATLANTIC GRP	55,104,683	1.42%	65.39%
23	L	4890	SBL HOLDINGS GRP	50,382,417	1.30%	66.69%
24	L	709	PACIFIC LIFE GRP	50,175,556	1.30%	67.99%
25	L	56014	THRIVENT FINANCIAL FOR LUTHERANS	47,571,139	1.23%	69.22%
26	L	869	MINNESOTA MUT GRP	45,064,187	1.16%	70.38%
27	L	1216	TIAA FAMILY GRP	43,602,860	1.13%	71.51%
28	L	468	AEGON US HOLDING GRP	42,863,308	1.11%	72.62%
29	L	4855	SUMITOMO LIFE INS GRP	42,339,098	1.09%	73.71%
30	L	4965	EQUITABLE HOLDINGS INC GRP	42,052,903	1.09%	74.80%
31	L	4832	VOYA FINANCIAL GRP	40,887,072	1.06%	75.86%
32	L	4932	BRIGHTHOUSE HOLDINGS GRP	40,750,107	1.05%	76.91%
33	L	836	WEST SOUTHERN GRP	36,151,907	0.93%	77.85%
34	L	513	IOWA FARM BUREAU GRP	35,505,521	0.92%	78.76%
35	L	370	AFLAC GRP	34,516,556	0.89%	79.65%
36	L	943	AMERITAS MUT HOLDING GRP	33,987,903	0.88%	80.53%
37	L	1117	MANHATTAN LIFE GRP	33,862,700	0.88%	81.41%
38	L	200	UNITED SERV AUTOMOBILE ASSN GRP	31,810,927	0.82%	82.23%
39	L	565	UNUM GRP	27,028,164	0.70%	82.93%
40	L	176	STATE FARM GRP	26,155,722	0.68%	83.61%
41	L	4	AMERIPRISE FIN GRP	24,249,029	0.63%	84.23%
42	L	91	HARTFORD FIRE & CAS GRP	24,069,058	0.62%	84.85%
43	L	2878	UNITED HERITAGE MUT GRP	23,624,254	0.61%	85.46%
44	L	458	DAI-ICHI LIFE HOLDINGS INC GRP	23,416,371	0.61%	86.07%
45	L	4794	GROUP 1001 INS HOLDINGS GRP	22,876,435	0.59%	86.66%
46	L	850	PENN MUT GRP	21,417,805	0.55%	87.21%
47	L	233	CNO FINANCIAL GRP	21,218,537	0.55%	87.76%
48	L	3098	TOKIO MARINE HOLDINGS INC GRP	20,633,584	0.53%	88.30%
49	L	769	GREAT WEST GRP	19,971,256	0.52%	88.81%
50	L	408	BROOKFIELD ASSET MGMT REINS PARTNERS	19,290,359	0.50%	89.31%
51	L	306	TRUSTAGE GRP	18,456,370	0.48%	89.79%
52	L	2658	AMERICAN EQUITY INVESTMENT GRP	18,193,703	0.47%	90.26%
53	L	4925	KUVARE GRP	18,140,405	0.47%	90.73%
54	L	290	GLOBE LIFE INC GRP	16,490,282	0.43%	91.15%
55	L	429	GUARDIAN LIFE GRP	16,414,037	0.42%	91.58%
56	L	330	AMERICAN FIDELITY CORP GRP	15,318,071	0.40%	91.97%
57	L	4011	GENWORTH FIN GRP	15,010,693	0.39%	92.36%
58	L	212	ZURICH INS GRP	12,130,377	0.31%	92.68%
59	L	872	BANNER LIFE GRP	12,072,757	0.31%	92.99%
60	L	62510	EQUITRUST LIFE INS CO	11,995,124	0.31%	93.30%
61	L	876	ARKANSAS BCBS GRP	11,086,536	0.29%	93.58%
62	L	3527	AMERICAN ENTERPRISE MUT GRP	10,480,963	0.27%	93.85%
63	L	57541	MODERN WOODMEN OF AMER	9,863,448	0.25%	94.11%

Life Insurance Industry
Life/Health and Fraternal Insurers
2022 Market Share Report - Total Premium
Totals Life Ins, Annuity, Deposit Type Contracts, Other Considerations, and Accident & Health

Idaho

Rank	Business Type	Group/ Company Code	Group/Company Name	Direct Written Premium	Market Share	Cumulative Market Share
64	L	8	ALLSTATE INS GRP	9,597,727	0.25%	94.36%
65	L	4750	PRIMERICA GRP	9,315,834	0.24%	94.60%
66	L	549	SUN LIFE FINANCIAL INC GRP	8,013,033	0.21%	94.81%
67	L	634	NATIONAL LIFE GRP	7,340,425	0.19%	95.00%
68	L	4888	STERLING FINANCIAL INS GRP INC	7,323,645	0.19%	95.18%
69	L	4736	GGC GRP	7,310,506	0.19%	95.37%
70	L	4926	TALCOTT HOLDINGS GRP	7,008,012	0.18%	95.55%
71	L	615	BENEFICIAL LIFE GRP	6,745,086	0.17%	95.73%
72	L	704	CONSTELLATION INS HOLDINGS GRP	6,473,827	0.17%	95.90%
73	L	574	AMERCO CORP GRP	6,464,407	0.17%	96.06%
74	L	4947	PROSPERITY LIFE INS GRP	6,277,881	0.16%	96.23%
75	L	449	FINANCIAL HOLDINGS GRP	6,035,237	0.16%	96.38%
76	L	4988	BAYVIEW ASSET MANAGEMENT GRP	5,919,891	0.15%	96.53%
77	L	58033	KNIGHTS OF COLUMBUS	5,699,290	0.15%	96.68%
78	L	58068	INDEPENDENT ORDER OF FORESTERS US BR	5,254,323	0.14%	96.82%
79	L	98	WR BERKLEY CORP GRP	4,895,237	0.13%	96.94%
80	L	661	BCBS OF SC GRP	4,178,906	0.11%	97.05%
81	L	4853	AAA LIFE GRP	4,121,945	0.11%	97.16%
82	L	525	PAN AMER LIFE GRP	3,964,978	0.10%	97.26%
83	L	588	KANSAS CITY LIFE INS GRP	3,946,573	0.10%	97.36%
84	L	4824	ADVANTAGE CAPITAL GRP	3,883,114	0.10%	97.46%
85	L	1211	NATIONAL GUARDIAN LIFE INS GRP	3,838,255	0.10%	97.56%
86	L	169	SENTRY INS GRP	3,555,676	0.09%	97.65%
87	L	67423	ASPIDA LIFE INS CO	3,498,821	0.09%	97.75%
88	L	84174	ELCO MUT LIFE & ANN	3,341,507	0.09%	97.83%
89	L	5014	EVERLAKE HOLDINGS GRP	3,313,027	0.09%	97.92%
90	L	5038	MIDWEST HOLDINGS INC GRP	3,222,497	0.08%	98.00%
91	L	64505	HOMESTEADERS LIFE CO	3,064,320	0.08%	98.08%
92	L	687	GUARANTEE TRUST GRP	2,914,238	0.08%	98.16%
93	L	60445	SAGICOR LIFE INS CO	2,886,067	0.07%	98.23%
94	L	4992	RESOLUTION LIFE US HOLDINGS GRP	2,869,922	0.07%	98.30%
95	L	626	CHUBB LTD GRP	2,733,122	0.07%	98.37%
96	L	473	AMERICAN FAMILY INS GRP	2,611,021	0.07%	98.44%
97	L	981	FIDELITY INVESTMENT INS & ANN GRP	2,576,427	0.07%	98.51%
98	L	4213	WILTON RE GRP	2,555,577	0.07%	98.57%
99	L	812	HIGHMARK GRP	2,336,632	0.06%	98.63%
100	L	587	ATLANTIC AMER GRP	2,335,264	0.06%	98.70%
101	L	7	FEDERATED MUT GRP	2,285,526	0.06%	98.75%
102	L	367	PHYSICIANS MUT GRP	2,186,206	0.06%	98.81%
103	L	56693	GCU	2,162,508	0.06%	98.87%
104	L	244	CININNATI FIN GRP	2,002,625	0.05%	98.92%
105	L	315	INDUSTRIAL ALLIANCE GRP	1,519,216	0.04%	98.96%
106	L	671	ELEVANCE HLTH INC GRP	1,492,740	0.04%	99.00%
107	L	56383	ORDER OF UNITED COMMERCIAL TRAVELERS	1,484,018	0.04%	99.03%
108	L	4903	CALTON HOLDINGS GRP	1,474,140	0.04%	99.07%
109	L	4712	GPM LIFE GRP	1,469,786	0.04%	99.11%
110	L	50	COUNTRY INS & FIN SERV GRP	1,373,180	0.04%	99.15%
111	L	5021	ONEMAIN HOLDINGS INC GRP	1,342,518	0.03%	99.18%
112	L	4844	LIA HOLDINGS GRP	1,297,091	0.03%	99.21%
113	L	276	TRUSTMARK MUT HOLDING CO GRP	1,288,366	0.03%	99.25%
114	L	3436	LIBERTY LIFE GRP TRUST GRP	1,257,005	0.03%	99.28%
115	L	300	HORACE MANN GRP	1,185,253	0.03%	99.31%
116	L	280	AUTO OWNERS GRP	1,132,211	0.03%	99.34%
117	L	71471	ABILITY INS CO	1,123,212	0.03%	99.37%
118	L	69132	STATE MUT INS CO	1,119,050	0.03%	99.40%
119	L	4553	SAVINGS BANK LIFE GRP	1,106,562	0.03%	99.43%
120	L	451	FIDELITY SECURITY GRP	1,088,187	0.03%	99.45%
121	L	88668	MUTUAL OF AMER LIFE INS CO	1,063,532	0.03%	99.48%
122	L	4862	ASSURITY GRP	1,063,528	0.03%	99.51%
123	L	57657	ROYAL NEIGHBORS OF AMER	956,039	0.02%	99.53%
124	L	65927	LINCOLN HERITAGE LIFE INS CO	953,354	0.02%	99.56%
125	L	90638	BEST LIFE & HLTH INS CO	903,528	0.02%	99.58%
			TOTAL	3,869,048,404	100.00%	100.00%

Life Insurance Industry
Life/Health and Fraternal Insurers
2022 Market Share Report - Total Premium
Totals Life Ins, Annuity, Deposit Type Contracts, Other Considerations, and Accident & Health

Illinois

Rank	Business Type	Group/ Company Code	Group/Company Name	Direct Written Premium	Market Share	Cumulative Market Share
1	L	3098	TOKIO MARINE HOLDINGS INC GRP	2,307,394,253	6.33%	6.33%
2	L	435	MASS MUT LIFE INS GRP	1,793,782,129	4.92%	11.25%
3	L	1	CVS GRP	1,625,278,474	4.46%	15.70%
4	L	304	PRUDENTIAL OF AMER GRP	1,473,401,898	4.04%	19.74%
5	L	4734	APOLLO GLOBAL MGMT GRP	1,346,053,499	3.69%	23.43%
6	L	241	METROPOLITAN GRP	1,329,811,126	3.65%	27.08%
7	L	707	UNITEDHEALTH GRP	1,259,431,306	3.45%	30.53%
8	L	826	NEW YORK LIFE GRP	1,259,126,439	3.45%	33.98%
9	L	860	NORTHWESTERN MUT GRP	1,217,862,030	3.34%	37.32%
10	L	20	LINCOLN NATL GRP	915,402,969	2.51%	39.83%
11	L	140	NATIONWIDE CORP GRP	899,957,996	2.47%	42.30%
12	L	468	AEGON US HOLDING GRP	886,368,414	2.43%	44.73%
13	L	904	JOHN HANCOCK GRP	845,130,247	2.32%	47.05%
14	L	12	AMERICAN INTL GRP	839,724,765	2.30%	49.35%
15	L	332	PRINCIPAL FIN GRP	838,481,331	2.30%	51.65%
16	L	709	PACIFIC LIFE GRP	831,021,241	2.28%	53.93%
17	L	4832	VOYA FINANCIAL GRP	828,486,041	2.27%	56.20%
18	L	4965	EQUITABLE HOLDINGS INC GRP	794,881,411	2.18%	58.38%
19	L	918	JACKSON NATL GRP	732,079,130	2.01%	60.39%
20	L	901	CIGNA HLTH GRP	679,176,748	1.86%	62.25%
21	L	761	ALLIANZ INS GRP	628,763,752	1.72%	63.97%
22	L	4925	KUVARE GRP	559,382,084	1.53%	65.51%
23	L	261	MUTUAL OF OMAHA GRP	544,593,281	1.49%	67.00%
24	L	50	COUNTRY INS & FIN SERV GRP	477,739,174	1.31%	68.31%
25	L	1216	TIAA FAMILY GRP	466,000,862	1.28%	69.59%
26	L	769	GREAT WEST GRP	425,434,923	1.17%	70.75%
27	L	1348	MEIJI YASUDA LIFE INS GRP	416,426,667	1.14%	71.90%
28	L	431	SAMMONS ENTERPRISES GRP	415,767,119	1.14%	73.04%
29	L	4932	BRIGHTHOUSE HOLDINGS GRP	407,194,059	1.12%	74.15%
30	L	869	MINNESOTA MUT GRP	393,078,752	1.08%	75.23%
31	L	836	WEST SOUTHERN GRP	379,754,676	1.04%	76.27%
32	L	176	STATE FARM GRP	378,297,049	1.04%	77.31%
33	L	458	DAI-ICHI LIFE HOLDINGS INC GRP	366,948,329	1.01%	78.32%
34	L	429	GUARDIAN LIFE GRP	346,274,572	0.95%	79.26%
35	L	3891	GLOBAL ATLANTIC GRP	319,522,724	0.88%	80.14%
36	L	4855	SUMITOMO LIFE INS GRP	314,871,926	0.86%	81.00%
37	L	565	UNUM GRP	293,443,829	0.80%	81.81%
38	L	56014	THRIVENT FINANCIAL FOR LUTHERANS	277,144,139	0.76%	82.57%
39	L	233	CNO FINANCIAL GRP	251,092,469	0.69%	83.26%
40	L	619	ONEAMERICA FIN PARTNERS GRP	249,686,384	0.68%	83.94%
41	L	4888	STERLING FINANCIAL INS GRP INC	222,850,611	0.61%	84.55%
42	L	91	HARTFORD FIRE & CAS GRP	210,564,685	0.58%	85.13%
43	L	306	TRUSTAGE GRP	204,263,380	0.56%	85.69%
44	L	670	FIDELITY NATL FIN INC GRP	194,631,511	0.53%	86.22%
45	L	200	UNITED SERV AUTOMOBILE ASSN GRP	193,030,965	0.53%	86.75%
46	L	4	AMERIPRISE FIN GRP	191,073,555	0.52%	87.28%
47	L	917	HCSC GRP	175,375,932	0.48%	87.76%
48	L	2658	AMERICAN EQUITY INVESTMENT GRP	163,978,567	0.45%	88.21%
49	L	549	SUN LIFE FINANCIAL INC GRP	161,526,928	0.44%	88.65%
50	L	290	GLOBE LIFE INC GRP	150,175,224	0.41%	89.06%
51	L	370	AFLAC GRP	144,335,446	0.40%	89.46%
52	L	4011	GENWORTH FIN GRP	137,739,111	0.38%	89.84%
53	L	300	HORACE MANN GRP	137,625,157	0.38%	90.21%
54	L	4890	SBL HOLDINGS GRP	136,401,978	0.37%	90.59%
55	L	451	FIDELITY SECURITY GRP	119,142,867	0.33%	90.91%
56	L	872	BANNER LIFE GRP	118,574,403	0.33%	91.24%
57	L	850	PENN MUT GRP	112,673,770	0.31%	91.55%
58	L	943	AMERITAS MUT HOLDING GRP	107,940,320	0.30%	91.84%
59	L	4750	PRIMERICA GRP	98,729,915	0.27%	92.11%
60	L	634	NATIONAL LIFE GRP	93,989,454	0.26%	92.37%
61	L	4926	TALCOTT HOLDINGS GRP	93,506,188	0.26%	92.63%
62	L	4988	BAYVIEW ASSET MANAGEMENT GRP	92,989,144	0.25%	92.88%
63	L	4794	GROUP 1001 INS HOLDINGS GRP	91,386,393	0.25%	93.13%

Life Insurance Industry
Life/Health and Fraternal Insurers
2022 Market Share Report - Total Premium
Totals Life Ins, Annuity, Deposit Type Contracts, Other Considerations, and Accident & Health

Illinois

Rank	Business Type	Group/ Company Code	Group/Company Name	Direct Written Premium	Market Share	Cumulative Market Share
64	L	153	PEKIN INS GRP	90,396,882	0.25%	93.38%
65	L	4947	PROSPERITY LIFE INS GRP	88,700,803	0.24%	93.62%
66	L	4824	ADVANTAGE CAPITAL GRP	86,104,531	0.24%	93.86%
67	L	212	ZURICH INS GRP	83,012,999	0.23%	94.09%
68	L	408	BROOKFIELD ASSET MGMT REINS PARTNERS	82,170,394	0.23%	94.31%
69	L	8	ALLSTATE INS GRP	74,775,950	0.21%	94.52%
70	L	5038	MIDWEST HOLDINGS INC GRP	71,701,290	0.20%	94.72%
71	L	169	SENTRY INS GRP	64,119,036	0.18%	94.89%
72	L	88668	MUTUAL OF AMER LIFE INS CO	63,351,656	0.17%	95.07%
73	L	58033	KNIGHTS OF COLUMBUS	62,249,821	0.17%	95.24%
74	L	62510	EQUITRUST LIFE INS CO	53,607,323	0.15%	95.38%
75	L	449	FINANCIAL HOLDINGS GRP	51,902,998	0.14%	95.53%
76	L	473	AMERICAN FAMILY INS GRP	51,785,404	0.14%	95.67%
77	L	57541	MODERN WOODMEN OF AMER	50,813,459	0.14%	95.81%
78	L	4736	GGC GRP	50,787,468	0.14%	95.95%
79	L	704	CONSTELLATION INS HOLDINGS GRP	50,786,625	0.14%	96.08%
80	L	60445	SAGICOR LIFE INS CO	50,296,845	0.14%	96.22%
81	L	4844	LIA HOLDINGS GRP	48,859,139	0.13%	96.36%
82	L	5014	EVERLAKE HOLDINGS GRP	48,620,090	0.13%	96.49%
83	L	330	AMERICAN FIDELITY CORP GRP	44,488,491	0.12%	96.61%
84	L	981	FIDELITY INVESTMENT INS & ANN GRP	42,323,386	0.12%	96.73%
85	L	64580	ILLINOIS MUT LIFE INS CO	40,787,144	0.11%	96.84%
86	L	1117	MANHATTAN LIFE GRP	34,095,304	0.09%	96.93%
87	L	626	CHUBB LTD GRP	34,017,634	0.09%	97.03%
88	L	525	PAN AMER LIFE GRP	33,653,389	0.09%	97.12%
89	L	367	PHYSICIANS MUT GRP	33,625,494	0.09%	97.21%
90	L	56685	GBU FINANCIAL LIFE	33,506,286	0.09%	97.30%
91	L	4903	CALTON HOLDINGS GRP	30,585,157	0.08%	97.39%
92	L	67423	ASPIDA LIFE INS CO	29,284,135	0.08%	97.47%
93	L	4853	AAA LIFE GRP	28,049,218	0.08%	97.54%
94	L	812	HIGHMARK GRP	27,986,995	0.08%	97.62%
95	L	64505	HOMESTEADERS LIFE CO	27,881,489	0.08%	97.70%
96	L	3527	AMERICAN ENTERPRISE MUT GRP	27,094,615	0.07%	97.77%
97	L	244	CINCINNATI FIN GRP	26,439,547	0.07%	97.84%
98	L	1211	NATIONAL GUARDIAN LIFE INS GRP	25,804,209	0.07%	97.91%
99	L	661	BCBS OF SC GRP	25,158,332	0.07%	97.98%
100	L	781	UNION LABOR GRP	24,174,512	0.07%	98.05%
101	L	3436	LIBERTY LIFE GRP TRUST GRP	24,115,017	0.07%	98.12%
102	L	276	TRUSTMARK MUT HOLDING CO GRP	23,874,150	0.07%	98.18%
103	L	65927	LINCOLN HERITAGE LIFE INS CO	23,593,494	0.06%	98.25%
104	L	4992	RESOLUTION LIFE US HOLDINGS GRP	23,102,242	0.06%	98.31%
105	L	58068	INDEPENDENT ORDER OF FORESTERS US BR	22,474,300	0.06%	98.37%
106	L	687	GUARANTEE TRUST GRP	21,151,557	0.06%	98.43%
107	L	4966	INSURANCE CAPITAL GRP	19,967,857	0.05%	98.48%
108	L	315	INDUSTRIAL ALLIANCE GRP	18,967,416	0.05%	98.54%
109	L	4213	WILTON RE GRP	17,923,268	0.05%	98.59%
110	L	280	AUTO OWNERS GRP	17,688,533	0.05%	98.63%
111	L	56227	KSKJ LIFE	17,284,864	0.05%	98.68%
112	L	215	KEMPER CORP GRP	17,011,184	0.05%	98.73%
113	L	84174	ELCO MUT LIFE & ANN	16,529,358	0.05%	98.77%
114	L	588	KANSAS CITY LIFE INS GRP	14,957,426	0.04%	98.81%
115	L	57711	WESTERN CATHOLIC UNION	14,377,395	0.04%	98.85%
116	L	56693	GCU	13,987,973	0.04%	98.89%
117	L	56340	FIRST CATH SLOVAK UNION OF US & CN	13,590,307	0.04%	98.93%
118	L	57770	CATHOLIC FRATERNAL LIFE	13,125,564	0.04%	98.97%
119	L	801	DIRECTORS INVESTMENT GRP	12,741,706	0.03%	99.00%
120	L	7	FEDERATED MUT GRP	11,690,881	0.03%	99.03%
121	L	98	WR BERKLEY CORP GRP	11,292,232	0.03%	99.06%
122	L	520	NEW ERA LIFE GRP	11,211,236	0.03%	99.09%
123	L	213	ERIE INS GRP	11,179,633	0.03%	99.12%
124	L	671	ELEVANCE HLTH INC GRP	10,704,267	0.03%	99.15%
125	L	574	AMERCO CORP GRP	10,528,177	0.03%	99.18%
			TOTAL	36,470,892,336	100.00%	100.00%

Life Insurance Industry
Life/Health and Fraternal Insurers
2022 Market Share Report - Total Premium
Totals Life Ins, Annuity, Deposit Type Contracts, Other Considerations, and Accident & Health

Indiana

Rank	Business Type	Group/ Company Code	Group/Company Name	Direct Written Premium	Market Share	Cumulative Market Share
1	L	3891	GLOBAL ATLANTIC GRP	1,188,586,914	6.33%	6.33%
2	L	619	ONEAMERICA FIN PARTNERS GRP	1,127,648,008	6.00%	12.33%
3	L	707	UNITEDHEALTH GRP	1,068,420,115	5.69%	18.02%
4	L	1	CVS GRP	991,652,007	5.28%	23.29%
5	L	4734	APOLLO GLOBAL MGMT GRP	879,202,042	4.68%	27.97%
6	L	12	AMERICAN INTL GRP	608,142,955	3.24%	31.21%
7	L	20	LINCOLN NATL GRP	607,047,445	3.23%	34.44%
8	L	435	MASS MUT LIFE INS GRP	605,075,488	3.22%	37.66%
9	L	918	JACKSON NATL GRP	596,355,089	3.17%	40.84%
10	L	304	PRUDENTIAL OF AMER GRP	515,342,716	2.74%	43.58%
11	L	241	METROPOLITAN GRP	494,699,121	2.63%	46.21%
12	L	826	NEW YORK LIFE GRP	478,555,263	2.55%	48.76%
13	L	860	NORTHWESTERN MUT GRP	463,003,464	2.46%	51.23%
14	L	140	NATIONWIDE CORP GRP	437,545,096	2.33%	53.55%
15	L	233	CNO FINANCIAL GRP	341,099,041	1.82%	55.37%
16	L	904	JOHN HANCOCK GRP	340,651,478	1.81%	57.18%
17	L	869	MINNESOTA MUT GRP	324,522,992	1.73%	58.91%
18	L	709	PACIFIC LIFE GRP	290,609,056	1.55%	60.46%
19	L	901	CIGNA HLTH GRP	277,203,440	1.48%	61.93%
20	L	431	SAMMONS ENTERPRISES GRP	270,486,353	1.44%	63.37%
21	L	261	MUTUAL OF OMAHA GRP	270,109,545	1.44%	64.81%
22	L	761	ALLIANZ INS GRP	265,584,855	1.41%	66.22%
23	L	4832	VOYA FINANCIAL GRP	248,209,435	1.32%	67.55%
24	L	3098	TOKIO MARINE HOLDINGS INC GRP	244,823,198	1.30%	68.85%
25	L	332	PRINCIPAL FIN GRP	236,199,650	1.26%	70.11%
26	L	4965	EQUITABLE HOLDINGS INC GRP	222,518,383	1.18%	71.29%
27	L	4855	SUMITOMO LIFE INS GRP	211,592,186	1.13%	72.42%
28	L	836	WEST SOUTHERN GRP	197,183,317	1.05%	73.47%
29	L	4932	BRIGHTHOUSE HOLDINGS GRP	196,688,843	1.05%	74.51%
30	L	670	FIDELITY NATL FIN INC GRP	196,274,992	1.04%	75.56%
31	L	4794	GROUP 1001 INS HOLDINGS GRP	187,926,848	1.00%	76.56%
32	L	458	DAI-ICHI LIFE HOLDINGS INC GRP	168,531,817	0.90%	77.46%
33	L	468	AEGON US HOLDING GRP	158,404,766	0.84%	78.30%
34	L	1348	MEIJI YASUDA LIFE INS GRP	154,896,823	0.82%	79.12%
35	L	429	GUARDIAN LIFE GRP	153,669,873	0.82%	79.94%
36	L	1216	TIAA FAMILY GRP	152,641,680	0.81%	80.75%
37	L	176	STATE FARM GRP	139,234,672	0.74%	81.49%
38	L	306	TRUSTAGE GRP	131,664,414	0.70%	82.20%
39	L	542	INDIANA FARM BUREAU GRP	129,661,479	0.69%	82.89%
40	L	91	HARTFORD FIRE & CAS GRP	119,155,494	0.63%	83.52%
41	L	565	UNUM GRP	118,329,956	0.63%	84.15%
42	L	4888	STERLING FINANCIAL INS GRP INC	112,434,759	0.60%	84.75%
43	L	370	AFLAC GRP	112,108,370	0.60%	85.35%
44	L	549	SUN LIFE FINANCIAL INC GRP	109,759,440	0.58%	85.93%
45	L	4925	KUVARE GRP	100,060,735	0.53%	86.46%
46	L	290	GLOBE LIFE INC GRP	93,642,475	0.50%	86.96%
47	L	56014	THRIVENT FINANCIAL FOR LUTHERANS	92,213,391	0.49%	87.45%
48	L	4	AMERIPRISE FIN GRP	91,195,794	0.49%	87.94%
49	L	872	BANNER LIFE GRP	89,254,833	0.48%	88.41%
50	L	769	GREAT WEST GRP	85,741,527	0.46%	88.87%
51	L	4947	PROSPERITY LIFE INS GRP	81,676,561	0.43%	89.30%
52	L	2658	AMERICAN EQUITY INVESTMENT GRP	77,295,060	0.41%	89.71%
53	L	4890	SBL HOLDINGS GRP	65,813,588	0.35%	90.06%
54	L	8	ALLSTATE INS GRP	65,543,799	0.35%	90.41%
55	L	330	AMERICAN FIDELITY CORP GRP	65,144,108	0.35%	90.76%
56	L	200	UNITED SERV AUTOMOBILE ASSN GRP	64,513,296	0.34%	91.10%
57	L	4011	GENWORTH FIN GRP	59,803,961	0.32%	91.42%
58	L	661	BCBS OF SC GRP	59,641,416	0.32%	91.74%
59	L	943	AMERITAS MUT HOLDING GRP	59,456,967	0.32%	92.06%
60	L	4988	BAYVIEW ASSET MANAGEMENT GRP	50,512,557	0.27%	92.33%
61	L	671	ELEVANCE HLTH INC GRP	46,965,273	0.25%	92.58%
62	L	64505	HOMESTEADERS LIFE CO	46,948,992	0.25%	92.82%
63	L	212	ZURICH INS GRP	46,813,742	0.25%	93.07%

Life Insurance Industry
Life/Health and Fraternal Insurers
2022 Market Share Report - Total Premium
Totals Life Ins, Annuity, Deposit Type Contracts, Other Considerations, and Accident & Health

Indiana

Rank	Business Type	Group/ Company Code	Group/Company Name	Direct Written Premium	Market Share	Cumulative Market Share
64	L	300	HORACE MANN GRP	45,397,234	0.24%	93.32%
65	L	3527	AMERICAN ENTERPRISE MUT GRP	42,031,785	0.22%	93.54%
66	L	4926	TALCOTT HOLDINGS GRP	38,107,346	0.20%	93.74%
67	L	4750	PRIMERICA GRP	35,337,341	0.19%	93.93%
68	L	408	BROOKFIELD ASSET MGMT REINS PARTNERS	33,182,764	0.18%	94.11%
69	L	5038	MIDWEST HOLDINGS INC GRP	32,606,506	0.17%	94.28%
70	L	520	NEW ERA LIFE GRP	32,016,161	0.17%	94.45%
71	L	4736	GGC GRP	30,747,993	0.16%	94.61%
72	L	4824	ADVANTAGE CAPITAL GRP	27,862,729	0.15%	94.76%
73	L	850	PENN MUT GRP	26,911,260	0.14%	94.91%
74	L	58033	KNIGHTS OF COLUMBUS	26,276,468	0.14%	95.05%
75	L	62510	EQUITRUST LIFE INS CO	26,263,821	0.14%	95.19%
76	L	244	CINCINNATI FIN GRP	23,867,767	0.13%	95.31%
77	L	88668	MUTUAL OF AMER LIFE INS CO	23,775,954	0.13%	95.44%
78	L	634	NATIONAL LIFE GRP	23,197,397	0.12%	95.56%
79	L	153	PEKIN INS GRP	23,026,635	0.12%	95.69%
80	L	473	AMERICAN FAMILY INS GRP	22,616,288	0.12%	95.81%
81	L	451	FIDELITY SECURITY GRP	22,290,652	0.12%	95.92%
82	L	367	PHYSICIANS MUT GRP	21,971,760	0.12%	96.04%
83	L	98	WR BERKLEY CORP GRP	21,945,336	0.12%	96.16%
84	L	213	ERIE INS GRP	21,812,084	0.12%	96.27%
85	L	169	SENTRY INS GRP	21,175,449	0.11%	96.39%
86	L	1211	NATIONAL GUARDIAN LIFE INS GRP	20,357,408	0.11%	96.50%
87	L	60445	SAGICOR LIFE INS CO	20,215,330	0.11%	96.60%
88	L	449	FINANCIAL HOLDINGS GRP	19,742,078	0.11%	96.71%
89	L	280	AUTO OWNERS GRP	19,093,740	0.10%	96.81%
90	L	67423	ASPIDA LIFE INS CO	18,626,539	0.10%	96.91%
91	L	704	CONSTELLATION INS HOLDINGS GRP	17,722,599	0.09%	97.00%
92	L	588	KANSAS CITY LIFE INS GRP	17,063,704	0.09%	97.09%
93	L	4213	WILTON RE GRP	16,994,080	0.09%	97.18%
94	L	1117	MANHATTAN LIFE GRP	16,428,678	0.09%	97.27%
95	L	56693	GCU	16,039,405	0.09%	97.36%
96	L	730	MEDICAL MUT OF OH GRP	15,690,216	0.08%	97.44%
97	L	84174	ELCO MUT LIFE & ANN	15,552,214	0.08%	97.52%
98	L	801	DIRECTORS INVESTMENT GRP	15,535,935	0.08%	97.61%
99	L	276	TRUSTMARK MUT HOLDING CO GRP	14,437,365	0.08%	97.68%
100	L	58068	INDEPENDENT ORDER OF FORESTERS US BR	14,392,484	0.08%	97.76%
101	L	587	ATLANTIC AMER GRP	13,835,128	0.07%	97.83%
102	L	5014	EVERLAKE HOLDINGS GRP	12,986,497	0.07%	97.90%
103	L	812	HIGHMARK GRP	12,827,973	0.07%	97.97%
104	L	4853	AAA LIFE GRP	12,611,753	0.07%	98.04%
105	L	4616	EVERENCE GRP	12,436,019	0.07%	98.10%
106	L	525	PAN AMER LIFE GRP	12,242,937	0.07%	98.17%
107	L	4712	GPM LIFE GRP	12,173,966	0.06%	98.23%
108	L	3436	LIBERTY LIFE GRP TRUST GRP	12,061,268	0.06%	98.30%
109	L	5021	ONEMAIN HOLDINGS INC GRP	11,763,053	0.06%	98.36%
110	L	7	FEDERATED MUT GRP	11,092,574	0.06%	98.42%
111	L	981	FIDELITY INVESTMENT INS & ANN GRP	11,069,987	0.06%	98.48%
112	L	574	AMERCO CORP GRP	10,987,670	0.06%	98.54%
113	L	626	CHUBB LTD GRP	10,763,950	0.06%	98.59%
114	L	67	MICHIGAN FARM BUREAU GRP	10,665,429	0.06%	98.65%
115	L	63819	UNITY FINANCIAL LIFE INS CO	10,074,520	0.05%	98.71%
116	L	65927	LINCOLN HERITAGE LIFE INS CO	9,906,844	0.05%	98.76%
117	L	57541	MODERN WOODMEN OF AMER	9,810,031	0.05%	98.81%
118	L	315	INDUSTRIAL ALLIANCE GRP	9,084,986	0.05%	98.86%
119	L	581	BOSTON MUT GRP	8,888,964	0.05%	98.91%
120	L	4718	TIPTREE FIN GRP	8,574,999	0.05%	98.95%
121	L	181	SWISS RE GRP	8,528,295	0.05%	99.00%
122	L	687	GUARANTEE TRUST GRP	8,269,190	0.04%	99.04%
123	L	781	UNION LABOR GRP	7,542,975	0.04%	99.08%
124	L	4941	NATIONAL WESTERN LIFE GRP	7,075,094	0.04%	99.12%
125	L	57487	CATHOLIC ORDER OF FORESTERS	6,825,098	0.04%	99.16%
			TOTAL	18,786,845,732	100.00%	100.00%

Life Insurance Industry
Life/Health and Fraternal Insurers
2022 Market Share Report - Total Premium
Totals Life Ins, Annuity, Deposit Type Contracts, Other Considerations, and Accident & Health

Iowa

Rank	Business Type	Group/ Company Code	Group/Company Name	Direct Written Premium	Market Share	Cumulative Market Share
1	L	332	PRINCIPAL FIN GRP	7,889,432,719	33.53%	33.53%
2	L	468	AEGON US HOLDING GRP	4,960,252,997	21.08%	54.62%
3	L	4832	VOYA FINANCIAL GRP	950,109,448	4.04%	58.66%
4	L	241	METROPOLITAN GRP	566,598,450	2.41%	61.07%
5	L	458	DAI-ICHI LIFE HOLDINGS INC GRP	490,003,049	2.08%	63.15%
6	L	435	MASS MUT LIFE INS GRP	443,384,101	1.88%	65.03%
7	L	826	NEW YORK LIFE GRP	431,787,860	1.84%	66.87%
8	L	513	IOWA FARM BUREAU GRP	367,872,153	1.56%	68.43%
9	L	860	NORTHWESTERN MUT GRP	365,750,619	1.55%	69.99%
10	L	4734	APOLLO GLOBAL MGMT GRP	349,678,715	1.49%	71.47%
11	L	707	UNITEDHEALTH GRP	324,731,690	1.38%	72.85%
12	L	3891	GLOBAL ATLANTIC GRP	322,755,043	1.37%	74.23%
13	L	304	PRUDENTIAL OF AMER GRP	314,213,941	1.34%	75.56%
14	L	62510	EQUITRUST LIFE INS CO	308,684,066	1.31%	76.87%
15	L	20	LINCOLN NATL GRP	288,297,077	1.23%	78.10%
16	L	1216	TIAA FAMILY GRP	282,387,130	1.20%	79.30%
17	L	233	CNO FINANCIAL GRP	242,123,230	1.03%	80.33%
18	L	904	JOHN HANCOCK GRP	211,607,423	0.90%	81.23%
19	L	56014	THRIVENT FINANCIAL FOR LUTHERANS	210,785,406	0.90%	82.12%
20	L	140	NATIONWIDE CORP GRP	202,386,372	0.86%	82.98%
21	L	431	SAMMONS ENTERPRISES GRP	197,633,264	0.84%	83.82%
22	L	918	JACKSON NATL GRP	182,830,890	0.78%	84.60%
23	L	761	ALLIANZ INS GRP	172,647,511	0.73%	85.34%
24	L	261	MUTUAL OF OMAHA GRP	168,247,436	0.72%	86.05%
25	L	869	MINNESOTA MUT GRP	168,162,731	0.71%	86.77%
26	L	4925	KUVARE GRP	159,754,890	0.68%	87.44%
27	L	4965	EQUITABLE HOLDINGS INC GRP	146,852,632	0.62%	88.07%
28	L	4932	BRIGHTHOUSE HOLDINGS GRP	119,442,424	0.51%	88.58%
29	L	1	CVS GRP	112,832,819	0.48%	89.06%
30	L	4	AMERIPRISE FIN GRP	110,863,019	0.47%	89.53%
31	L	12	AMERICAN INTL GRP	109,100,471	0.46%	89.99%
32	L	709	PACIFIC LIFE GRP	95,948,557	0.41%	90.40%
33	L	4988	BAYVIEW ASSET MANAGEMENT GRP	79,739,750	0.34%	90.74%
34	L	670	FIDELITY NATL FIN INC GRP	77,841,016	0.33%	91.07%
35	L	176	STATE FARM GRP	76,689,347	0.33%	91.39%
36	L	306	TRUSTAGE GRP	75,355,175	0.32%	91.71%
37	L	4888	STERLING FINANCIAL INS GRP INC	74,738,641	0.32%	92.03%
38	L	1348	MEIJI YASUDA LIFE INS GRP	73,433,433	0.31%	92.34%
39	L	3098	TOKIO MARINE HOLDINGS INC GRP	67,165,360	0.29%	92.63%
40	L	619	ONEAMERICA FIN PARTNERS GRP	66,781,199	0.28%	92.91%
41	L	4794	GROUP 1001 INS HOLDINGS GRP	63,413,223	0.27%	93.18%
42	L	370	AFLAC GRP	61,259,944	0.26%	93.44%
43	L	429	GUARDIAN LIFE GRP	59,795,199	0.25%	93.70%
44	L	565	UNUM GRP	57,925,989	0.25%	93.94%
45	L	2658	AMERICAN EQUITY INVESTMENT GRP	57,220,206	0.24%	94.19%
46	L	549	SUN LIFE FINANCIAL INC GRP	54,881,054	0.23%	94.42%
47	L	4824	ADVANTAGE CAPITAL GRP	54,686,374	0.23%	94.65%
48	L	836	WEST SOUTHERN GRP	54,539,252	0.23%	94.88%
49	L	901	CIGNA HLTH GRP	53,906,937	0.23%	95.11%
50	L	3527	AMERICAN ENTERPRISE MUT GRP	50,595,214	0.22%	95.33%
51	L	769	GREAT WEST GRP	47,933,415	0.20%	95.53%
52	L	4011	GENWORTH FIN GRP	46,344,000	0.20%	95.73%
53	L	5038	MIDWEST HOLDINGS INC GRP	46,276,174	0.20%	95.93%
54	L	4855	SUMITOMO LIFE INS GRP	38,147,558	0.16%	96.09%
55	L	290	GLOBE LIFE INC GRP	37,158,538	0.16%	96.25%
56	L	58033	KNIGHTS OF COLUMBUS	35,964,678	0.15%	96.40%
57	L	64505	HOMESTEADERS LIFE CO	34,607,468	0.15%	96.55%
58	L	91	HARTFORD FIRE & CAS GRP	34,139,347	0.15%	96.69%
59	L	850	PENN MUT GRP	33,650,491	0.14%	96.83%
60	L	943	AMERITAS MUT HOLDING GRP	33,539,668	0.14%	96.98%
61	L	200	UNITED SERV AUTOMOBILE ASSN GRP	28,755,670	0.12%	97.10%
62	L	57541	MODERN WOODMEN OF AMER	27,596,572	0.12%	97.22%
63	L	4890	SBL HOLDINGS GRP	26,050,756	0.11%	97.33%

Life Insurance Industry
Life/Health and Fraternal Insurers
2022 Market Share Report - Total Premium
Totals Life Ins, Annuity, Deposit Type Contracts, Other Considerations, and Accident & Health

Iowa

Rank	Business Type	Group/ Company Code	Group/Company Name	Direct Written Premium	Market Share	Cumulative Market Share
64	L	8	ALLSTATE INS GRP	24,756,981	0.11%	97.43%
65	L	451	FIDELITY SECURITY GRP	24,478,562	0.10%	97.54%
66	L	4926	TALCOTT HOLDINGS GRP	24,338,283	0.10%	97.64%
67	L	872	BANNER LIFE GRP	24,169,404	0.10%	97.74%
68	L	408	BROOKFIELD ASSET MGMT REINS PARTNERS	23,600,154	0.10%	97.84%
69	L	687	GUARANTEE TRUST GRP	20,802,814	0.09%	97.93%
70	L	244	CINCINNATI FIN GRP	20,306,759	0.09%	98.02%
71	L	4736	GGC GRP	20,203,044	0.09%	98.10%
72	L	4750	PRIMERICA GRP	19,894,042	0.08%	98.19%
73	L	60445	SAGICOR LIFE INS CO	18,791,390	0.08%	98.27%
74	L	300	HORACE MANN GRP	18,288,576	0.08%	98.35%
75	L	367	PHYSICIANS MUT GRP	18,098,459	0.08%	98.42%
76	L	473	AMERICAN FAMILY INS GRP	17,769,800	0.08%	98.50%
77	L	84174	ELCO MUT LIFE & ANN	17,510,065	0.07%	98.57%
78	L	153	PEKIN INS GRP	17,407,748	0.07%	98.65%
79	L	449	FINANCIAL HOLDINGS GRP	17,172,815	0.07%	98.72%
80	L	88668	MUTUAL OF AMER LIFE INS CO	16,261,375	0.07%	98.79%
81	L	4947	PROSPERITY LIFE INS GRP	13,638,268	0.06%	98.85%
82	L	3436	LIBERTY LIFE GRP TRUST GRP	13,489,630	0.06%	98.90%
83	L	704	CONSTELLATION INS HOLDINGS GRP	13,486,791	0.06%	98.96%
84	L	169	SENTRY INS GRP	13,305,049	0.06%	99.02%
85	L	62928	EMC NATL LIFE CO	13,130,028	0.06%	99.07%
86	L	1117	MANHATTAN LIFE GRP	12,642,454	0.05%	99.13%
87	L	4941	NATIONAL WESTERN LIFE GRP	12,520,474	0.05%	99.18%
88	L	280	AUTO OWNERS GRP	11,581,401	0.05%	99.23%
89	L	588	KANSAS CITY LIFE INS GRP	10,477,887	0.04%	99.27%
90	L	67423	ASPIDA LIFE INS CO	10,380,554	0.04%	99.32%
91	L	69132	STATE MUT INS CO	9,993,244	0.04%	99.36%
92	L	730	MEDICAL MUT OF OH GRP	9,939,087	0.04%	99.40%
93	L	212	ZURICH INS GRP	9,701,652	0.04%	99.44%
94	L	330	AMERICAN FIDELITY CORP GRP	9,104,801	0.04%	99.48%
95	L	5016	AQUARIAN INS HOLDINGS GRP	9,046,750	0.04%	99.52%
96	L	4862	ASSURITY GRP	9,007,576	0.04%	99.56%
97	L	71471	ABILITY INS CO	8,370,575	0.04%	99.60%
98	L	634	NATIONAL LIFE GRP	8,342,252	0.04%	99.63%
99	L	1211	NATIONAL GUARDIAN LIFE INS GRP	8,125,792	0.03%	99.67%
100	L	574	AMERCO CORP GRP	7,312,413	0.03%	99.70%
101	L	626	CHUBB LTD GRP	7,137,982	0.03%	99.73%
102	L	4992	RESOLUTION LIFE US HOLDINGS GRP	6,967,943	0.03%	99.76%
103	L	50	COUNTRY INS & FIN SERV GRP	6,913,802	0.03%	99.79%
104	L	587	ATLANTIC AMER GRP	6,200,316	0.03%	99.81%
105	L	7	FEDERATED MUT GRP	5,993,099	0.03%	99.84%
106	L	64580	ILLINOIS MUT LIFE INS CO	5,674,588	0.02%	99.86%
107	L	57487	CATHOLIC ORDER OF FORESTERS	5,639,383	0.02%	99.89%
108	L	4853	AAA LIFE GRP	5,587,941	0.02%	99.91%
109	L	56693	GCU	5,266,402	0.02%	99.93%
110	L	690	CENTRAL STATES GRP	5,090,387	0.02%	99.95%
111	L	71404	CONTINENTAL GEN INS CO	5,057,466	0.02%	99.98%
112	L	525	PAN AMER LIFE GRP	4,583,060	0.02%	100.00%
113	L	276	TRUSTMARK MUT HOLDING CO GRP	4,537,289	0.02%	100.00%
114	L	61921	CITIZENS SECURITY LIFE INS CO	4,441,690	0.02%	100.00%
115	L	57711	WESTERN CATHOLIC UNION	4,279,025	0.02%	100.00%
116	L	58068	INDEPENDENT ORDER OF FORESTERS US BR	3,694,205	0.02%	100.00%
117	L	981	FIDELITY INVESTMENT INS & ANN GRP	3,654,783	0.02%	100.00%
118	L	315	INDUSTRIAL ALLIANCE GRP	3,628,904	0.02%	100.00%
119	L	181	SWISS RE GRP	3,616,672	0.02%	100.00%
120	L	5021	ONEMAIN HOLDINGS INC GRP	3,492,127	0.01%	100.00%
121	L	123	SHELTER INS GRP	3,459,526	0.01%	100.00%
122	L	661	BCBS OF SC GRP	3,429,197	0.01%	100.00%
123	L	98	WR BERKLEY CORP GRP	3,188,345	0.01%	100.00%
124	L	781	UNION LABOR GRP	3,162,364	0.01%	100.00%
125	L	57657	ROYAL NEIGHBORS OF AMER	3,051,494	0.01%	100.00%
			TOTAL	23,526,001,655	100.00%	100.00%

Life Insurance Industry
Life/Health and Fraternal Insurers
2022 Market Share Report - Total Premium
Totals Life Ins, Annuity, Deposit Type Contracts, Other Considerations, and Accident & Health

Kansas

Rank	Business Type	Group/ Company Code	Group/Company Name	Direct Written Premium	Market Share	Cumulative Market Share
1	L	430	BCBS OF KS GRP	2,314,612,232	21.55%	21.55%
2	L	261	MUTUAL OF OMAHA GRP	719,628,513	6.70%	28.24%
3	L	4890	SBL HOLDINGS GRP	533,098,097	4.96%	33.21%
4	L	4992	RESOLUTION LIFE US HOLDINGS GRP	522,947,521	4.87%	38.07%
5	L	707	UNITEDHEALTH GRP	351,735,206	3.27%	41.35%
6	L	943	AMERITAS MUT HOLDING GRP	284,355,466	2.65%	44.00%
7	L	1	CVS GRP	236,973,947	2.21%	46.20%
8	L	20	LINCOLN NATL GRP	221,861,602	2.07%	48.27%
9	L	826	NEW YORK LIFE GRP	217,994,212	2.03%	50.30%
10	L	304	PRUDENTIAL OF AMER GRP	211,386,734	1.97%	52.26%
11	L	435	MASS MUT LIFE INS GRP	207,303,398	1.93%	54.19%
12	L	332	PRINCIPAL FIN GRP	205,921,074	1.92%	56.11%
13	L	860	NORTHWESTERN MUT GRP	195,164,339	1.82%	57.93%
14	L	241	METROPOLITAN GRP	177,595,751	1.65%	59.58%
15	L	901	CIGNA HLTH GRP	175,481,619	1.63%	61.21%
16	L	140	NATIONWIDE CORP GRP	167,235,816	1.56%	62.77%
17	L	4734	APOLLO GLOBAL MGMT GRP	166,727,867	1.55%	64.32%
18	L	904	JOHN HANCOCK GRP	153,872,503	1.43%	65.75%
19	L	4965	EQUITABLE HOLDINGS INC GRP	141,700,080	1.32%	67.07%
20	L	12	AMERICAN INTL GRP	128,486,747	1.20%	68.27%
21	L	918	JACKSON NATL GRP	125,550,071	1.17%	69.44%
22	L	1216	TIAA FAMILY GRP	124,831,057	1.16%	70.60%
23	L	4832	VOYA FINANCIAL GRP	121,878,451	1.13%	71.73%
24	L	619	ONEAMERICA FIN PARTNERS GRP	117,974,752	1.10%	72.83%
25	L	761	ALLIANZ INS GRP	109,219,509	1.02%	73.85%
26	L	431	SAMMONS ENTERPRISES GRP	108,805,453	1.01%	74.86%
27	L	513	IOWA FARM BUREAU GRP	108,271,276	1.01%	75.87%
28	L	468	AEGON US HOLDING GRP	99,339,166	0.92%	76.79%
29	L	233	CNO FINANCIAL GRP	87,170,665	0.81%	77.61%
30	L	709	PACIFIC LIFE GRP	82,926,688	0.77%	78.38%
31	L	1348	MEIJI YASUDA LIFE INS GRP	77,060,022	0.72%	79.10%
32	L	4925	KUVARE GRP	75,774,373	0.71%	79.80%
33	L	4	AMERIPRISE FIN GRP	75,075,195	0.70%	80.50%
34	L	4932	BRIGHTHOUSE HOLDINGS GRP	73,889,984	0.69%	81.19%
35	L	3891	GLOBAL ATLANTIC GRP	71,203,682	0.66%	81.85%
36	L	4888	STERLING FINANCIAL INS GRP INC	70,982,532	0.66%	82.51%
37	L	836	WEST SOUTHERN GRP	68,554,018	0.64%	83.15%
38	L	56014	THRIVENT FINANCIAL FOR LUTHERANS	67,270,068	0.63%	83.78%
39	L	370	AFLAC GRP	66,968,836	0.62%	84.40%
40	L	769	GREAT WEST GRP	60,671,485	0.56%	84.96%
41	L	176	STATE FARM GRP	60,429,890	0.56%	85.53%
42	L	670	FIDELITY NATL FIN INC GRP	59,783,377	0.56%	86.08%
43	L	3098	TOKIO MARINE HOLDINGS INC GRP	56,480,641	0.53%	86.61%
44	L	4794	GROUP 1001 INS HOLDINGS GRP	55,886,936	0.52%	87.13%
45	L	91	HARTFORD FIRE & CAS GRP	53,600,261	0.50%	87.63%
46	L	58033	KNIGHTS OF COLUMBUS	51,154,201	0.48%	88.10%
47	L	565	UNUM GRP	51,046,361	0.48%	88.58%
48	L	429	GUARDIAN LIFE GRP	50,000,602	0.47%	89.04%
49	L	458	DAI-ICHI LIFE HOLDINGS INC GRP	48,419,202	0.45%	89.49%
50	L	549	SUN LIFE FINANCIAL INC GRP	48,064,430	0.45%	89.94%
51	L	200	UNITED SERV AUTOMOBILE ASSN GRP	42,458,707	0.40%	90.34%
52	L	306	TRUSTAGE GRP	42,178,660	0.39%	90.73%
53	L	869	MINNESOTA MUT GRP	40,262,853	0.37%	91.10%
54	L	4011	GENWORTH FIN GRP	40,191,727	0.37%	91.48%
55	L	290	GLOBE LIFE INC GRP	37,403,488	0.35%	91.83%
56	L	4855	SUMITOMO LIFE INS GRP	35,014,355	0.33%	92.15%
57	L	67423	ASPIDA LIFE INS CO	32,963,631	0.31%	92.46%
58	L	2658	AMERICAN EQUITY INVESTMENT GRP	27,596,133	0.26%	92.72%
59	L	330	AMERICAN FIDELITY CORP GRP	27,587,723	0.26%	92.97%
60	L	4988	BAYVIEW ASSET MANAGEMENT GRP	27,547,415	0.26%	93.23%
61	L	850	PENN MUT GRP	26,806,137	0.25%	93.48%
62	L	5038	MIDWEST HOLDINGS INC GRP	26,583,167	0.25%	93.73%
63	L	473	AMERICAN FAMILY INS GRP	25,569,943	0.24%	93.97%

Life Insurance Industry
Life/Health and Fraternal Insurers
2022 Market Share Report - Total Premium
Totals Life Ins, Annuity, Deposit Type Contracts, Other Considerations, and Accident & Health

Kansas

Rank	Business Type	Group/ Company Code	Group/Company Name	Direct Written Premium	Market Share	Cumulative Market Share
64	L	8	ALLSTATE INS GRP	24,340,973	0.23%	94.19%
65	L	704	CONSTELLATION INS HOLDINGS GRP	22,909,896	0.21%	94.41%
66	L	408	BROOKFIELD ASSET MGMT REINS PARTNERS	20,109,424	0.19%	94.59%
67	L	4750	PRIMERICA GRP	17,979,573	0.17%	94.76%
68	L	60445	SAGICOR LIFE INS CO	17,747,553	0.17%	94.92%
69	L	4926	TALCOTT HOLDINGS GRP	17,639,265	0.16%	95.09%
70	L	62510	EQUITRUST LIFE INS CO	17,268,332	0.16%	95.25%
71	L	3527	AMERICAN ENTERPRISE MUT GRP	17,223,620	0.16%	95.41%
72	L	212	ZURICH INS GRP	15,585,219	0.15%	95.56%
73	L	451	FIDELITY SECURITY GRP	14,964,777	0.14%	95.69%
74	L	872	BANNER LIFE GRP	14,681,214	0.14%	95.83%
75	L	4824	ADVANTAGE CAPITAL GRP	14,476,968	0.13%	95.97%
76	L	4922	ENTERPRISE INVESTMENTS GRP	14,472,531	0.13%	96.10%
77	L	57541	MODERN WOODMEN OF AMER	14,214,197	0.13%	96.23%
78	L	687	GUARANTEE TRUST GRP	13,955,213	0.13%	96.36%
79	L	634	NATIONAL LIFE GRP	13,678,894	0.13%	96.49%
80	L	4862	ASSURITY GRP	13,035,757	0.12%	96.61%
81	L	588	KANSAS CITY LIFE INS GRP	12,806,236	0.12%	96.73%
82	L	4736	GGC GRP	12,440,474	0.12%	96.85%
83	L	123	SHELTER INS GRP	11,569,261	0.11%	96.95%
84	L	449	FINANCIAL HOLDINGS GRP	11,336,057	0.11%	97.06%
85	L	169	SENTRY INS GRP	10,587,414	0.10%	97.16%
86	L	4900	US ALLIANCE CORP GRP	10,561,930	0.10%	97.26%
87	L	981	FIDELITY INVESTMENT INS & ANN GRP	10,317,325	0.10%	97.35%
88	L	661	BCBS OF SC GRP	10,308,079	0.10%	97.45%
89	L	1211	NATIONAL GUARDIAN LIFE INS GRP	10,300,781	0.10%	97.54%
90	L	730	MEDICAL MUT OF OH GRP	10,095,123	0.09%	97.64%
91	L	5016	AQUARIAN INS HOLDINGS GRP	9,470,073	0.09%	97.73%
92	L	98	WR BERKLEY CORP GRP	9,097,804	0.08%	97.81%
93	L	4638	DELTA DENTAL OF KS GRP	8,918,838	0.08%	97.89%
94	L	88668	MUTUAL OF AMER LIFE INS CO	8,827,687	0.08%	97.98%
95	L	626	CHUBB LTD GRP	7,908,357	0.07%	98.05%
96	L	1117	MANHATTAN LIFE GRP	7,830,494	0.07%	98.12%
97	L	4941	NATIONAL WESTERN LIFE GRP	7,812,676	0.07%	98.20%
98	L	64505	HOMESTEADERS LIFE CO	7,198,549	0.07%	98.26%
99	L	7	FEDERATED MUT GRP	6,916,573	0.06%	98.33%
100	L	181	SWISS RE GRP	6,753,344	0.06%	98.39%
101	L	525	PAN AMER LIFE GRP	6,641,385	0.06%	98.45%
102	L	69132	STATE MUT INS CO	6,592,028	0.06%	98.51%
103	L	4616	EVERENCE GRP	6,528,444	0.06%	98.57%
104	L	4853	AAA LIFE GRP	6,341,399	0.06%	98.63%
105	L	367	PHYSICIANS MUT GRP	5,615,197	0.05%	98.69%
106	L	84174	ELCO MUT LIFE & ANN	5,398,218	0.05%	98.74%
107	L	587	ATLANTIC AMER GRP	5,251,602	0.05%	98.78%
108	L	574	AMERCO CORP GRP	5,227,622	0.05%	98.83%
109	L	244	CINCINNATI FIN GRP	5,028,067	0.05%	98.88%
110	L	4213	WILTON RE GRP	4,643,735	0.04%	98.92%
111	L	71404	CONTINENTAL GEN INS CO	4,468,542	0.04%	98.96%
112	L	520	NEW ERA LIFE GRP	4,021,896	0.04%	99.00%
113	L	276	TRUSTMARK MUT HOLDING CO GRP	4,003,842	0.04%	99.04%
114	L	581	BOSTON MUT GRP	3,999,732	0.04%	99.08%
115	L	5014	EVERLAKE HOLDINGS GRP	3,927,641	0.04%	99.11%
116	L	62928	EMC NATL LIFE CO	3,722,202	0.03%	99.15%
117	L	4947	PROSPERITY LIFE INS GRP	3,480,151	0.03%	99.18%
118	L	68772	SECURITY MUT LIFE INS CO OF NY	3,255,195	0.03%	99.21%
119	L	60542	AMERICAN HOME LIFE INS CO	3,104,001	0.03%	99.24%
120	L	3436	LIBERTY LIFE GRP TRUST GRP	3,085,837	0.03%	99.27%
121	L	56227	KSKJ LIFE	2,953,338	0.03%	99.30%
122	L	4712	GPM LIFE GRP	2,836,509	0.03%	99.32%
123	L	50	COUNTRY INS & FIN SERV GRP	2,677,532	0.02%	99.35%
124	L	812	HIGHMARK GRP	2,670,901	0.02%	99.37%
125	L	56685	GBU FINANCIAL LIFE	2,627,661	0.02%	99.40%
			TOTAL	10,742,841,936	100.00%	100.00%

Life Insurance Industry
Life/Health and Fraternal Insurers
2022 Market Share Report - Total Premium
Totals Life Ins, Annuity, Deposit Type Contracts, Other Considerations, and Accident & Health

Kentucky

Rank	Business Type	Group/ Company Code	Group/Company Name	Direct Written Premium	Market Share	Cumulative Market Share
1	L	241	METROPOLITAN GRP	633,276,307	6.93%	6.93%
2	L	4734	APOLLO GLOBAL MGMT GRP	483,412,416	5.29%	12.22%
3	L	20	LINCOLN NATL GRP	407,893,962	4.46%	16.69%
4	L	304	PRUDENTIAL OF AMER GRP	379,852,241	4.16%	20.84%
5	L	435	MASS MUT LIFE INS GRP	373,593,532	4.09%	24.93%
6	L	707	UNITEDHEALTH GRP	350,274,524	3.83%	28.77%
7	L	12	AMERICAN INTL GRP	310,703,784	3.40%	32.17%
8	L	826	NEW YORK LIFE GRP	286,276,816	3.13%	35.30%
9	L	332	PRINCIPAL FIN GRP	261,142,111	2.86%	38.16%
10	L	1	CVS GRP	242,075,254	2.65%	40.81%
11	L	468	AEGON US HOLDING GRP	220,921,224	2.42%	43.23%
12	L	4832	VOYA FINANCIAL GRP	215,947,299	2.36%	45.59%
13	L	140	NATIONWIDE CORP GRP	203,173,468	2.22%	47.81%
14	L	860	NORTHWESTERN MUT GRP	198,692,898	2.17%	49.99%
15	L	904	JOHN HANCOCK GRP	187,232,662	2.05%	52.04%
16	L	709	PACIFIC LIFE GRP	173,678,980	1.90%	53.94%
17	L	261	MUTUAL OF OMAHA GRP	164,342,403	1.80%	55.74%
18	L	761	ALLIANZ INS GRP	162,243,925	1.78%	57.51%
19	L	4932	BRIGHTHOUSE HOLDINGS GRP	141,467,355	1.55%	59.06%
20	L	901	CIGNA HLTH GRP	132,597,079	1.45%	60.51%
21	L	1348	MEIJI YASUDA LIFE INS GRP	128,735,899	1.41%	61.92%
22	L	4965	EQUITABLE HOLDINGS INC GRP	127,889,807	1.40%	63.32%
23	L	918	JACKSON NATL GRP	127,339,013	1.39%	64.72%
24	L	431	SAMMONS ENTERPRISES GRP	125,655,377	1.38%	66.09%
25	L	836	WEST SOUTHERN GRP	124,094,414	1.36%	67.45%
26	L	3891	GLOBAL ATLANTIC GRP	123,270,204	1.35%	68.80%
27	L	1216	TIAA FAMILY GRP	110,935,377	1.21%	70.01%
28	L	670	FIDELITY NATL FIN INC GRP	108,468,900	1.19%	71.20%
29	L	565	UNUM GRP	105,502,478	1.15%	72.35%
30	L	869	MINNESOTA MUT GRP	102,773,424	1.12%	73.48%
31	L	3098	TOKIO MARINE HOLDINGS INC GRP	100,617,259	1.10%	74.58%
32	L	4855	SUMITOMO LIFE INS GRP	87,585,358	0.96%	75.54%
33	L	176	STATE FARM GRP	84,198,551	0.92%	76.46%
34	L	619	ONEAMERICA FIN PARTNERS GRP	76,187,370	0.83%	77.29%
35	L	233	CNO FINANCIAL GRP	75,343,252	0.82%	78.12%
36	L	370	AFLAC GRP	75,105,680	0.82%	78.94%
37	L	330	AMERICAN FIDELITY CORP GRP	73,595,161	0.81%	79.75%
38	L	429	GUARDIAN LIFE GRP	72,717,707	0.80%	80.54%
39	L	119	HUMANA GRP	72,673,085	0.80%	81.34%
40	L	306	TRUSTAGE GRP	67,668,260	0.74%	82.08%
41	L	91	HARTFORD FIRE & CAS GRP	66,762,304	0.73%	82.81%
42	L	200	UNITED SERV AUTOMOBILE ASSN GRP	62,701,003	0.69%	83.50%
43	L	4890	SBL HOLDINGS GRP	60,774,641	0.67%	84.16%
44	L	2658	AMERICAN EQUITY INVESTMENT GRP	58,424,637	0.64%	84.80%
45	L	290	GLOBE LIFE INC GRP	57,803,977	0.63%	85.43%
46	L	57320	WOODMEN WORLD LIFE INS SOC	54,644,436	0.60%	86.03%
47	L	458	DAI-ICHI LIFE HOLDINGS INC GRP	50,708,318	0.56%	86.59%
48	L	57541	MODERN WOODMEN OF AMER	45,127,967	0.49%	87.08%
49	L	549	SUN LIFE FINANCIAL INC GRP	43,647,436	0.48%	87.56%
50	L	4925	KUVARE GRP	43,402,420	0.48%	88.03%
51	L	4011	GENWORTH FIN GRP	42,943,140	0.47%	88.50%
52	L	4	AMERIPRISE FIN GRP	42,732,469	0.47%	88.97%
53	L	769	GREAT WEST GRP	40,786,274	0.45%	89.42%
54	L	4988	BAYVIEW ASSET MANAGEMENT GRP	38,264,109	0.42%	89.84%
55	L	68896	SOUTHERN FARM BUREAU LIFE INS CO	37,347,437	0.41%	90.24%
56	L	4824	ADVANTAGE CAPITAL GRP	31,709,803	0.35%	90.59%
57	L	8	ALLSTATE INS GRP	31,290,355	0.34%	90.93%
58	L	4794	GROUP 1001 INS HOLDINGS GRP	27,929,139	0.31%	91.24%
59	L	872	BANNER LIFE GRP	27,752,868	0.30%	91.54%
60	L	4888	STERLING FINANCIAL INS GRP INC	27,678,418	0.30%	91.85%
61	L	4926	TALCOTT HOLDINGS GRP	26,362,107	0.29%	92.14%
62	L	4947	PROSPERITY LIFE INS GRP	24,950,733	0.27%	92.41%
63	L	943	AMERITAS MUT HOLDING GRP	23,125,978	0.25%	92.66%

Life Insurance Industry
Life/Health and Fraternal Insurers
2022 Market Share Report - Total Premium
Totals Life Ins, Annuity, Deposit Type Contracts, Other Considerations, and Accident & Health

Kentucky

Rank	Business Type	Group/ Company Code	Group/Company Name	Direct Written Premium	Market Share	Cumulative Market Share
64	L	4718	TIPTREE FIN GRP	19,596,772	0.21%	92.88%
65	L	4750	PRIMERICA GRP	19,092,347	0.21%	93.08%
66	L	5016	AQUARIAN INS HOLDINGS GRP	18,607,871	0.20%	93.29%
67	L	850	PENN MUT GRP	18,385,143	0.20%	93.49%
68	L	661	BCBS OF SC GRP	18,178,667	0.20%	93.69%
69	L	451	FIDELITY SECURITY GRP	17,259,520	0.19%	93.88%
70	L	56014	THRIVENT FINANCIAL FOR LUTHERANS	16,988,100	0.19%	94.06%
71	L	3436	LIBERTY LIFE GRP TRUST GRP	16,982,242	0.19%	94.25%
72	L	588	KANSAS CITY LIFE INS GRP	16,684,463	0.18%	94.43%
73	L	671	ELEVANCE HLTH INC GRP	16,156,239	0.18%	94.61%
74	L	408	BROOKFIELD ASSET MGMT REINS PARTNERS	15,232,327	0.17%	94.78%
75	L	88668	MUTUAL OF AMER LIFE INS CO	15,025,568	0.16%	94.94%
76	L	4213	WILTON RE GRP	14,578,998	0.16%	95.10%
77	L	244	CINCINNATI FIN GRP	13,092,579	0.14%	95.24%
78	L	4853	AAA LIFE GRP	12,729,508	0.14%	95.38%
79	L	449	FINANCIAL HOLDINGS GRP	12,698,356	0.14%	95.52%
80	L	367	PHYSICIANS MUT GRP	12,534,279	0.14%	95.66%
81	L	634	NATIONAL LIFE GRP	12,384,145	0.14%	95.79%
82	L	574	AMERCO CORP GRP	12,186,942	0.13%	95.93%
83	L	62510	EQUITRUST LIFE INS CO	11,948,689	0.13%	96.06%
84	L	704	CONSTELLATION INS HOLDINGS GRP	11,421,632	0.13%	96.18%
85	L	626	CHUBB LTD GRP	10,908,272	0.12%	96.30%
86	L	1117	MANHATTAN LIFE GRP	10,447,216	0.11%	96.42%
87	L	58068	INDEPENDENT ORDER OF FORESTERS US BR	10,394,495	0.11%	96.53%
88	L	3527	AMERICAN ENTERPRISE MUT GRP	10,376,697	0.11%	96.64%
89	L	64505	HOMESTEADERS LIFE CO	10,109,929	0.11%	96.75%
90	L	587	ATLANTIC AMER GRP	9,610,094	0.11%	96.86%
91	L	4736	GGC GRP	9,472,332	0.10%	96.96%
92	L	67423	ASPIDA LIFE INS CO	9,374,298	0.10%	97.07%
93	L	123	SHELTER INS GRP	8,730,218	0.10%	97.16%
94	L	525	PAN AMER LIFE GRP	8,279,333	0.09%	97.25%
95	L	1211	NATIONAL GUARDIAN LIFE INS GRP	8,105,772	0.09%	97.34%
96	L	4941	NATIONAL WESTERN LIFE GRP	7,647,465	0.08%	97.42%
97	L	5014	EVERLAKE HOLDINGS GRP	7,349,981	0.08%	97.51%
98	L	280	AUTO OWNERS GRP	7,218,306	0.08%	97.58%
99	L	60445	SAGICOR LIFE INS CO	7,181,741	0.08%	97.66%
100	L	67	MICHIGAN FARM BUREAU GRP	6,989,130	0.08%	97.74%
101	L	65927	LINCOLN HERITAGE LIFE INS CO	6,890,063	0.08%	97.81%
102	L	57487	CATHOLIC ORDER OF FORESTERS	6,799,744	0.07%	97.89%
103	L	98	WR BERKLEY CORP GRP	6,761,131	0.07%	97.96%
104	L	535	COLUMBIAN LIFE GRP	6,586,288	0.07%	98.04%
105	L	276	TRUSTMARK MUT HOLDING CO GRP	6,586,011	0.07%	98.11%
106	L	315	INDUSTRIAL ALLIANCE GRP	6,347,486	0.07%	98.18%
107	L	981	FIDELITY INVESTMENT INS & ANN GRP	6,213,395	0.07%	98.24%
108	L	4703	KENTUCKY NATL INS GRP	5,877,560	0.06%	98.31%
109	L	169	SENTRY INS GRP	5,865,901	0.06%	98.37%
110	L	61921	CITIZENS SECURITY LIFE INS CO	5,861,545	0.06%	98.44%
111	L	5021	ONEMAIN HOLDINGS INC GRP	5,733,087	0.06%	98.50%
112	L	58033	KNIGHTS OF COLUMBUS	5,656,443	0.06%	98.56%
113	L	84174	ELCO MUT LIFE & ANN	5,513,200	0.06%	98.62%
114	L	7	FEDERATED MUT GRP	5,310,236	0.06%	98.68%
115	L	4639	RGA INC GRP	5,157,310	0.06%	98.74%
116	L	581	BOSTON MUT GRP	4,840,519	0.05%	98.79%
117	L	687	GUARANTEE TRUST GRP	4,765,487	0.05%	98.84%
118	L	4712	GPM LIFE GRP	4,564,683	0.05%	98.89%
119	L	300	HORACE MANN GRP	4,505,740	0.05%	98.94%
120	L	801	DIRECTORS INVESTMENT GRP	4,412,509	0.05%	98.99%
121	L	213	ERIE INS GRP	4,390,851	0.05%	99.04%
122	L	812	HIGHMARK GRP	3,913,205	0.04%	99.08%
123	L	291	ENCOVA MUT INS GRP	3,883,494	0.04%	99.12%
124	L	4992	RESOLUTION LIFE US HOLDINGS GRP	3,725,874	0.04%	99.16%
125	L	730	MEDICAL MUT OF OH GRP	3,613,789	0.04%	99.20%
			TOTAL	9,136,522,549	100.00%	100.00%

Life Insurance Industry
Life/Health and Fraternal Insurers
2022 Market Share Report - Total Premium
Totals Life Ins, Annuity, Deposit Type Contracts, Other Considerations, and Accident & Health

Louisiana

Rank	Business Type	Group/ Company Code	Group/Company Name	Direct Written Premium	Market Share	Cumulative Market Share
1	L	707	UNITEDHEALTH GRP	649,250,504	5.85%	5.85%
2	L	826	NEW YORK LIFE GRP	632,335,042	5.70%	11.55%
3	L	435	MASS MUT LIFE INS GRP	596,906,150	5.38%	16.93%
4	L	20	LINCOLN NATL GRP	523,280,054	4.71%	21.64%
5	L	4734	APOLLO GLOBAL MGMT GRP	498,883,166	4.49%	26.13%
6	L	1	CVS GRP	461,869,007	4.16%	30.30%
7	L	12	AMERICAN INTL GRP	323,399,324	2.91%	33.21%
8	L	241	METROPOLITAN GRP	310,298,238	2.80%	36.01%
9	L	304	PRUDENTIAL OF AMER GRP	275,263,540	2.48%	38.49%
10	L	709	PACIFIC LIFE GRP	270,405,647	2.44%	40.92%
11	L	860	NORTHWESTERN MUT GRP	242,471,019	2.18%	43.11%
12	L	4965	EQUITABLE HOLDINGS INC GRP	220,512,967	1.99%	45.09%
13	L	4832	VOYA FINANCIAL GRP	210,623,025	1.90%	46.99%
14	L	1348	MEIJI YASUDA LIFE INS GRP	206,175,995	1.86%	48.85%
15	L	140	NATIONWIDE CORP GRP	200,108,050	1.80%	50.65%
16	L	904	JOHN HANCOCK GRP	193,699,258	1.75%	52.40%
17	L	918	JACKSON NATL GRP	181,694,751	1.64%	54.03%
18	L	769	GREAT WEST GRP	179,584,824	1.62%	55.65%
19	L	176	STATE FARM GRP	175,672,403	1.58%	57.24%
20	L	332	PRINCIPAL FIN GRP	174,994,327	1.58%	58.81%
21	L	761	ALLIANZ INS GRP	173,420,350	1.56%	60.37%
22	L	468	AEGON US HOLDING GRP	167,255,475	1.51%	61.88%
23	L	565	UNUM GRP	166,519,482	1.50%	63.38%
24	L	3891	GLOBAL ATLANTIC GRP	161,826,876	1.46%	64.84%
25	L	670	FIDELITY NATL FIN INC GRP	153,989,299	1.39%	66.23%
26	L	261	MUTUAL OF OMAHA GRP	152,188,782	1.37%	67.60%
27	L	431	SAMMONS ENTERPRISES GRP	146,892,314	1.32%	68.92%
28	L	619	ONEAMERICA FIN PARTNERS GRP	140,288,729	1.26%	70.19%
29	L	901	CIGNA HLTH GRP	139,579,630	1.26%	71.44%
30	L	4855	SUMITOMO LIFE INS GRP	135,242,030	1.22%	72.66%
31	L	370	AFLAC GRP	130,892,771	1.18%	73.84%
32	L	869	MINNESOTA MUT GRP	129,242,790	1.16%	75.01%
33	L	4932	BRIGHTHOUSE HOLDINGS GRP	121,138,367	1.09%	76.10%
34	L	429	GUARDIAN LIFE GRP	107,260,907	0.97%	77.06%
35	L	836	WEST SOUTHERN GRP	104,493,346	0.94%	78.01%
36	L	458	DAI-ICHI LIFE HOLDINGS INC GRP	89,814,449	0.81%	78.81%
37	L	306	TRUSTAGE GRP	86,716,571	0.78%	79.60%
38	L	4750	PRIMERICA GRP	84,585,570	0.76%	80.36%
39	L	68896	SOUTHERN FARM BUREAU LIFE INS CO	83,809,107	0.76%	81.11%
40	L	943	AMERITAS MUT HOLDING GRP	82,608,651	0.74%	81.86%
41	L	4890	SBL HOLDINGS GRP	80,575,715	0.73%	82.58%
42	L	4	AMERIPRISE FIN GRP	76,896,570	0.69%	83.28%
43	L	290	GLOBE LIFE INC GRP	69,743,988	0.63%	83.90%
44	L	200	UNITED SERV AUTOMOBILE ASSN GRP	69,657,518	0.63%	84.53%
45	L	4926	TALCOTT HOLDINGS GRP	69,445,216	0.63%	85.16%
46	L	1216	TIAA FAMILY GRP	64,667,507	0.58%	85.74%
47	L	3098	TOKIO MARINE HOLDINGS INC GRP	63,118,878	0.57%	86.31%
48	L	215	KEMPER CORP GRP	61,983,725	0.56%	86.87%
49	L	4794	GROUP 1001 INS HOLDINGS GRP	56,952,057	0.51%	87.38%
50	L	549	SUN LIFE FINANCIAL INC GRP	54,060,606	0.49%	87.87%
51	L	4925	KUVARE GRP	49,013,892	0.44%	88.31%
52	L	91	HARTFORD FIRE & CAS GRP	41,998,287	0.38%	88.69%
53	L	408	BROOKFIELD ASSET MGMT REINS PARTNERS	41,943,939	0.38%	89.07%
54	L	2658	AMERICAN EQUITY INVESTMENT GRP	41,078,073	0.37%	89.44%
55	L	58033	KNIGHTS OF COLUMBUS	40,455,364	0.36%	89.80%
56	L	634	NATIONAL LIFE GRP	40,109,434	0.36%	90.16%
57	L	8	ALLSTATE INS GRP	40,057,121	0.36%	90.52%
58	L	57320	WOODMEN WORLD LIFE INS SOC	39,783,055	0.36%	90.88%
59	L	612	CITIZENS GRP	39,526,286	0.36%	91.24%
60	L	4888	STERLING FINANCIAL INS GRP INC	36,776,183	0.33%	91.57%
61	L	4718	TIPTREE FIN GRP	34,302,697	0.31%	91.88%
62	L	4011	GENWORTH FIN GRP	32,699,423	0.29%	92.17%
63	L	367	PHYSICIANS MUT GRP	31,111,999	0.28%	92.45%

Life Insurance Industry
Life/Health and Fraternal Insurers
2022 Market Share Report - Total Premium
Totals Life Ins, Annuity, Deposit Type Contracts, Other Considerations, and Accident & Health

Louisiana

Rank	Business Type	Group/ Company Code	Group/Company Name	Direct Written Premium	Market Share	Cumulative Market Share
64	L	233	CNO FINANCIAL GRP	31,056,678	0.28%	92.73%
65	L	981	FIDELITY INVESTMENT INS & ANN GRP	26,345,782	0.24%	92.97%
66	L	4824	ADVANTAGE CAPITAL GRP	25,557,014	0.23%	93.20%
67	L	812	HIGHMARK GRP	25,434,969	0.23%	93.43%
68	L	4947	PROSPERITY LIFE INS GRP	24,102,458	0.22%	93.65%
69	L	5038	MIDWEST HOLDINGS INC GRP	23,385,602	0.21%	93.86%
70	L	454	SECURITY NATL GRP	23,301,643	0.21%	94.07%
71	L	4988	BAYVIEW ASSET MANAGEMENT GRP	21,444,705	0.19%	94.26%
72	L	300	HORACE MANN GRP	20,898,597	0.19%	94.45%
73	L	850	PENN MUT GRP	20,646,952	0.19%	94.63%
74	L	704	CONSTELLATION INS HOLDINGS GRP	20,612,268	0.19%	94.82%
75	L	330	AMERICAN FIDELITY CORP GRP	20,169,347	0.18%	95.00%
76	L	4213	WILTON RE GRP	18,913,074	0.17%	95.17%
77	L	872	BANNER LIFE GRP	18,297,021	0.16%	95.34%
78	L	60445	SAGICOR LIFE INS CO	17,968,486	0.16%	95.50%
79	L	5014	EVERLAKE HOLDINGS GRP	17,522,869	0.16%	95.66%
80	L	661	BCBS OF SC GRP	17,182,997	0.15%	95.81%
81	L	88668	MUTUAL OF AMER LIFE INS CO	15,709,418	0.14%	95.95%
82	L	520	NEW ERA LIFE GRP	14,795,328	0.13%	96.09%
83	L	449	FINANCIAL HOLDINGS GRP	13,811,179	0.12%	96.21%
84	L	1211	NATIONAL GUARDIAN LIFE INS GRP	13,806,249	0.12%	96.34%
85	L	315	INDUSTRIAL ALLIANCE GRP	11,907,304	0.11%	96.44%
86	L	56014	THRIVENT FINANCIAL FOR LUTHERANS	11,898,748	0.11%	96.55%
87	L	1117	MANHATTAN LIFE GRP	11,749,538	0.11%	96.66%
88	L	690	CENTRAL STATES GRP	11,708,105	0.11%	96.76%
89	L	62510	EQUITRUST LIFE INS CO	11,495,928	0.10%	96.87%
90	L	58068	INDEPENDENT ORDER OF FORESTERS US BR	11,088,313	0.10%	96.96%
91	L	3436	LIBERTY LIFE GRP TRUST GRP	11,019,313	0.10%	97.06%
92	L	65927	LINCOLN HERITAGE LIFE INS CO	10,708,353	0.10%	97.16%
93	L	801	DIRECTORS INVESTMENT GRP	10,519,267	0.09%	97.26%
94	L	4941	NATIONAL WESTERN LIFE GRP	10,474,033	0.09%	97.35%
95	L	212	ZURICH INS GRP	10,446,626	0.09%	97.44%
96	L	4736	GGC GRP	10,369,770	0.09%	97.54%
97	L	948	GULF GUARANTY GRP	9,944,458	0.09%	97.63%
98	L	626	CHUBB LTD GRP	9,802,421	0.09%	97.72%
99	L	525	PAN AMER LIFE GRP	9,586,314	0.09%	97.80%
100	L	123	SHELTER INS GRP	9,556,342	0.09%	97.89%
101	L	61921	CITIZENS SECURITY LIFE INS CO	9,187,727	0.08%	97.97%
102	L	451	FIDELITY SECURITY GRP	8,874,676	0.08%	98.05%
103	L	64505	HOMESTEADERS LIFE CO	8,814,102	0.08%	98.13%
104	L	4853	AAA LIFE GRP	8,726,481	0.08%	98.21%
105	L	588	KANSAS CITY LIFE INS GRP	8,618,433	0.08%	98.29%
106	L	581	BOSTON MUT GRP	8,253,915	0.07%	98.36%
107	L	181	SWISS RE GRP	7,984,438	0.07%	98.43%
108	L	84174	ELCO MUT LIFE & ANN	7,570,071	0.07%	98.50%
109	L	57541	MODERN WOODMEN OF AMER	7,023,691	0.06%	98.56%
110	L	276	TRUSTMARK MUT HOLDING CO GRP	6,503,632	0.06%	98.62%
111	L	5021	ONEMAIN HOLDINGS INC GRP	6,437,623	0.06%	98.68%
112	L	67423	ASPIDA LIFE INS CO	6,380,156	0.06%	98.74%
113	L	641	FIRST TOWER GRP	5,982,944	0.05%	98.79%
114	L	169	SENTRY INS GRP	5,966,058	0.05%	98.85%
115	L	4955	POWELL INS GRP	5,917,156	0.05%	98.90%
116	L	98	WR BERKLEY CORP GRP	5,811,368	0.05%	98.95%
117	L	4992	RESOLUTION LIFE US HOLDINGS GRP	4,459,549	0.04%	98.99%
118	L	917	HCSC GRP	4,362,185	0.04%	99.03%
119	L	63290	FIDELITY LIFE ASSN A LEGAL RESERVE L	4,336,109	0.04%	99.07%
120	L	71404	CONTINENTAL GEN INS CO	4,281,180	0.04%	99.11%
121	L	2878	UNITED HERITAGE MUT GRP	3,785,467	0.03%	99.14%
122	L	3527	AMERICAN ENTERPRISE MUT GRP	3,729,215	0.03%	99.18%
123	L	4862	ASSURITY GRP	3,559,616	0.03%	99.21%
124	L	781	UNION LABOR GRP	3,459,913	0.03%	99.24%
125	L	687	GUARANTEE TRUST GRP	3,389,502	0.03%	99.27%
			TOTAL	11,098,813,907	100.00%	100.00%

Life Insurance Industry
Life/Health and Fraternal Insurers
2022 Market Share Report - Total Premium
Totals Life Ins, Annuity, Deposit Type Contracts, Other Considerations, and Accident & Health

Maine

Rank	Business Type	Group/ Company Code	Group/Company Name	Direct Written Premium	Market Share	Cumulative Market Share
1	L	1	CVS GRP	288,458,762	8.19%	8.19%
2	L	20	LINCOLN NATL GRP	186,836,859	5.31%	13.50%
3	L	435	MASS MUT LIFE INS GRP	169,514,349	4.81%	18.31%
4	L	707	UNITEDHEALTH GRP	161,922,966	4.60%	22.91%
5	L	1295	CENTENE CORP GRP	160,408,817	4.55%	27.46%
6	L	304	PRUDENTIAL OF AMER GRP	142,671,939	4.05%	31.51%
7	L	901	CIGNA HLTH GRP	135,242,689	3.84%	35.35%
8	L	826	NEW YORK LIFE GRP	119,441,964	3.39%	38.74%
9	L	140	NATIONWIDE CORP GRP	118,199,002	3.36%	42.10%
10	L	670	FIDELITY NATL FIN INC GRP	113,990,838	3.24%	45.34%
11	L	904	JOHN HANCOCK GRP	110,763,876	3.15%	48.48%
12	L	241	METROPOLITAN GRP	79,678,924	2.26%	50.74%
13	L	4734	APOLLO GLOBAL MGMT GRP	73,926,598	2.10%	52.84%
14	L	565	UNUM GRP	73,883,203	2.10%	54.94%
15	L	918	JACKSON NATL GRP	72,183,455	2.05%	56.99%
16	L	4965	EQUITABLE HOLDINGS INC GRP	66,932,469	1.90%	58.89%
17	L	306	TRUSTAGE GRP	61,818,664	1.76%	60.65%
18	L	1216	TIAA FAMILY GRP	59,315,185	1.68%	62.33%
19	L	12	AMERICAN INTL GRP	59,059,989	1.68%	64.01%
20	L	431	SAMMONS ENTERPRISES GRP	55,645,046	1.58%	65.59%
21	L	57541	MODERN WOODMEN OF AMER	52,709,036	1.50%	67.08%
22	L	3891	GLOBAL ATLANTIC GRP	51,448,043	1.46%	68.55%
23	L	4832	VOYA FINANCIAL GRP	51,203,034	1.45%	70.00%
24	L	4932	BRIGHTHOUSE HOLDINGS GRP	47,747,788	1.36%	71.36%
25	L	761	ALLIANZ INS GRP	46,308,393	1.31%	72.67%
26	L	836	WEST SOUTHERN GRP	45,954,453	1.30%	73.98%
27	L	261	MUTUAL OF OMAHA GRP	40,764,446	1.16%	75.13%
28	L	860	NORTHWESTERN MUT GRP	39,845,255	1.13%	76.26%
29	L	709	PACIFIC LIFE GRP	38,487,033	1.09%	77.36%
30	L	4	AMERIPRISE FIN GRP	37,427,113	1.06%	78.42%
31	L	91	HARTFORD FIRE & CAS GRP	36,820,959	1.05%	79.47%
32	L	429	GUARDIAN LIFE GRP	34,811,280	0.99%	80.45%
33	L	1348	MEIJI YASUDA LIFE INS GRP	34,194,837	0.97%	81.42%
34	L	3098	TOKIO MARINE HOLDINGS INC GRP	32,548,545	0.92%	82.35%
35	L	233	CNO FINANCIAL GRP	32,210,950	0.91%	83.26%
36	L	200	UNITED SERV AUTOMOBILE ASSN GRP	29,243,073	0.83%	84.09%
37	L	300	HORACE MANN GRP	27,025,088	0.77%	84.86%
38	L	769	GREAT WEST GRP	26,045,715	0.74%	85.60%
39	L	468	AEGON US HOLDING GRP	25,021,792	0.71%	86.31%
40	L	549	SUN LIFE FINANCIAL INC GRP	24,691,434	0.70%	87.01%
41	L	943	AMERITAS MUT HOLDING GRP	22,819,272	0.65%	87.66%
42	L	4947	PROSPERITY LIFE INS GRP	22,175,217	0.63%	88.29%
43	L	332	PRINCIPAL FIN GRP	21,507,745	0.61%	88.90%
44	L	4011	GENWORTH FIN GRP	20,360,398	0.58%	89.48%
45	L	370	AFLAC GRP	19,875,412	0.56%	90.04%
46	L	4855	SUMITOMO LIFE INS GRP	18,815,918	0.53%	90.58%
47	L	458	DAI-ICHI LIFE HOLDINGS INC GRP	17,965,919	0.51%	91.09%
48	L	4888	STERLING FINANCIAL INS GRP INC	17,146,109	0.49%	91.57%
49	L	4926	TALCOTT HOLDINGS GRP	16,666,689	0.47%	92.05%
50	L	176	STATE FARM GRP	15,653,576	0.44%	92.49%
51	L	869	MINNESOTA MUT GRP	15,456,714	0.44%	92.93%
52	L	872	BANNER LIFE GRP	14,457,204	0.41%	93.34%
53	L	4988	BAYVIEW ASSET MANAGEMENT GRP	13,959,450	0.40%	93.74%
54	L	4890	SBL HOLDINGS GRP	12,933,958	0.37%	94.10%
55	L	4794	GROUP 1001 INS HOLDINGS GRP	12,814,708	0.36%	94.47%
56	L	850	PENN MUT GRP	11,935,398	0.34%	94.81%
57	L	290	GLOBE LIFE INC GRP	11,538,577	0.33%	95.14%
58	L	619	ONEAMERICA FIN PARTNERS GRP	11,454,284	0.33%	95.46%
59	L	671	ELEVANCE HLTH INC GRP	10,919,076	0.31%	95.77%
60	L	2658	AMERICAN EQUITY INVESTMENT GRP	9,883,784	0.28%	96.05%
61	L	408	BROOKFIELD ASSET MGMT REINS PARTNERS	9,700,171	0.28%	96.33%
62	L	62510	EQUITRUST LIFE INS CO	9,411,254	0.27%	96.59%
63	L	634	NATIONAL LIFE GRP	8,698,890	0.25%	96.84%

Life Insurance Industry
Life/Health and Fraternal Insurers
2022 Market Share Report - Total Premium
Totals Life Ins, Annuity, Deposit Type Contracts, Other Considerations, and Accident & Health

Maine

Rank	Business Type	Group/ Company Code	Group/Company Name	Direct Written Premium	Market Share	Cumulative Market Share
64	L	84174	ELCO MUT LIFE & ANN	8,012,274	0.23%	97.07%
65	L	4853	AAA LIFE GRP	6,692,433	0.19%	97.26%
66	L	4750	PRIMERICA GRP	5,895,886	0.17%	97.43%
67	L	98	WR BERKLEY CORP GRP	5,008,943	0.14%	97.57%
68	L	58033	KNIGHTS OF COLUMBUS	4,967,404	0.14%	97.71%
69	L	4553	SAVINGS BANK LIFE GRP	4,302,495	0.12%	97.83%
70	L	626	CHUBB LTD GRP	4,283,735	0.12%	97.95%
71	L	8	ALLSTATE INS GRP	4,272,583	0.12%	98.07%
72	L	88668	MUTUAL OF AMER LIFE INS CO	4,237,827	0.12%	98.19%
73	L	4925	KUVARE GRP	4,061,326	0.12%	98.31%
74	L	449	FINANCIAL HOLDINGS GRP	3,653,426	0.10%	98.41%
75	L	661	BCBS OF SC GRP	3,633,380	0.10%	98.52%
76	L	704	CONSTELLATION INS HOLDINGS GRP	2,929,842	0.08%	98.60%
77	L	56014	THRIVENT FINANCIAL FOR LUTHERANS	2,548,401	0.07%	98.67%
78	L	5014	EVERLAKE HOLDINGS GRP	2,322,222	0.07%	98.74%
79	L	169	SENTRY INS GRP	2,124,114	0.06%	98.80%
80	L	57657	ROYAL NEIGHBORS OF AMER	1,876,021	0.05%	98.85%
81	L	69272	IBEXIS LIFE & ANN INS CO	1,864,385	0.05%	98.90%
82	L	276	TRUSTMARK MUT HOLDING CO GRP	1,762,620	0.05%	98.95%
83	L	367	PHYSICIANS MUT GRP	1,705,969	0.05%	99.00%
84	L	56685	GBU FINANCIAL LIFE	1,667,948	0.05%	99.05%
85	L	451	FIDELITY SECURITY GRP	1,598,189	0.05%	99.10%
86	L	58068	INDEPENDENT ORDER OF FORESTERS US BR	1,505,089	0.04%	99.14%
87	L	581	BOSTON MUT GRP	1,495,370	0.04%	99.18%
88	L	4736	GGC GRP	1,276,260	0.04%	99.22%
89	L	588	KANSAS CITY LIFE INS GRP	1,257,426	0.04%	99.25%
90	L	981	FIDELITY INVESTMENT INS & ANN GRP	1,241,426	0.04%	99.29%
91	L	4712	GPM LIFE GRP	1,215,895	0.03%	99.32%
92	L	4992	RESOLUTION LIFE US HOLDINGS GRP	1,191,703	0.03%	99.36%
93	L	1117	MANHATTAN LIFE GRP	1,111,970	0.03%	99.39%
94	L	4941	NATIONAL WESTERN LIFE GRP	1,109,171	0.03%	99.42%
95	L	687	GUARANTEE TRUST GRP	1,075,450	0.03%	99.45%
96	L	28	AMICA MUT GRP	937,270	0.03%	99.48%
97	L	4213	WILTON RE GRP	834,907	0.02%	99.50%
98	L	5021	ONEMAIN HOLDINGS INC GRP	802,191	0.02%	99.52%
99	L	5016	AQUARIAN INS HOLDINGS GRP	766,649	0.02%	99.55%
100	L	4862	ASSURITY GRP	761,866	0.02%	99.57%
101	L	629	PLATEAU GRP	726,640	0.02%	99.59%
102	L	212	ZURICH INS GRP	688,300	0.02%	99.61%
103	L	56030	CATHOLIC FINANCIAL LIFE	658,256	0.02%	99.63%
104	L	7	FEDERATED MUT GRP	646,601	0.02%	99.64%
105	L	65927	LINCOLN HERITAGE LIFE INS CO	645,124	0.02%	99.66%
106	L	812	HIGHMARK GRP	635,263	0.02%	99.68%
107	L	68772	SECURITY MUT LIFE INS CO OF NY	598,976	0.02%	99.70%
108	L	1186	LIFETIME HLTHCARE GRP	543,631	0.02%	99.71%
109	L	520	NEW ERA LIFE GRP	518,096	0.01%	99.73%
110	L	5024	FORTITUDE GRP HOLDINGS LLC GRP	503,036	0.01%	99.74%
111	L	917	HCSC GRP	482,414	0.01%	99.76%
112	L	525	PAN AMER LIFE GRP	449,455	0.01%	99.77%
113	L	63290	FIDELITY LIFE ASSN A LEGAL RESERVE L	424,270	0.01%	99.78%
114	L	77879	5 STAR LIFE INS CO	417,618	0.01%	99.79%
115	L	781	UNION LABOR GRP	415,114	0.01%	99.80%
116	L	477	RENAISSANCE HLTH SERV CORP GRP	407,454	0.01%	99.82%
117	L	57487	CATHOLIC ORDER OF FORESTERS	372,422	0.01%	99.83%
118	L	344	CHURCH PENSION FUND GRP	368,948	0.01%	99.84%
119	L	181	SWISS RE GRP	358,243	0.01%	99.85%
120	L	315	INDUSTRIAL ALLIANCE GRP	352,385	0.01%	99.86%
121	L	4903	CALTON HOLDINGS GRP	345,044	0.01%	99.87%
122	L	61212	BALTIMORE LIFE INS CO	344,098	0.01%	99.88%
123	L	244	CINCINNATI FIN GRP	329,399	0.01%	99.89%
124	L	11121	UNIFIED LIFE INS CO	297,376	0.01%	99.89%
125	L	1309	FRANKENMUTH GRP	290,500	0.01%	99.90%
			TOTAL	3,521,808,742	100.00%	100.00%

Life Insurance Industry
Life/Health and Fraternal Insurers
2022 Market Share Report - Total Premium
Totals Life Ins, Annuity, Deposit Type Contracts, Other Considerations, and Accident & Health

Maryland

Rank	Business Type	Group/ Company Code	Group/Company Name	Direct Written Premium	Market Share	Cumulative Market Share
1	L	707	UNITEDHEALTH GRP	1,093,059,753	6.44%	6.44%
2	L	1	CVS GRP	1,038,222,525	6.11%	12.55%
3	L	901	CIGNA HLTH GRP	751,240,015	4.42%	16.97%
4	L	435	MASS MUT LIFE INS GRP	727,000,832	4.28%	21.25%
5	L	304	PRUDENTIAL OF AMER GRP	654,600,804	3.85%	25.11%
6	L	241	METROPOLITAN GRP	650,399,485	3.83%	28.94%
7	L	4734	APOLLO GLOBAL MGMT GRP	648,692,199	3.82%	32.76%
8	L	332	PRINCIPAL FIN GRP	642,672,005	3.78%	36.54%
9	L	826	NEW YORK LIFE GRP	631,161,446	3.72%	40.26%
10	L	20	LINCOLN NATL GRP	591,670,048	3.48%	43.74%
11	L	904	JOHN HANCOCK GRP	564,370,042	3.32%	47.07%
12	L	140	NATIONWIDE CORP GRP	496,500,377	2.92%	49.99%
13	L	1216	TIAA FAMILY GRP	439,425,157	2.59%	52.58%
14	L	12	AMERICAN INTL GRP	433,240,304	2.55%	55.13%
15	L	4965	EQUITABLE HOLDINGS INC GRP	376,022,946	2.21%	57.34%
16	L	468	AEGON US HOLDING GRP	351,609,805	2.07%	59.41%
17	L	918	JACKSON NATL GRP	350,457,935	2.06%	61.48%
18	L	431	SAMMONS ENTERPRISES GRP	348,087,320	2.05%	63.53%
19	L	4832	VOYA FINANCIAL GRP	324,394,945	1.91%	65.44%
20	L	4932	BRIGHTHOUSE HOLDINGS GRP	321,416,231	1.89%	67.33%
21	L	769	GREAT WEST GRP	314,115,777	1.85%	69.18%
22	L	761	ALLIANZ INS GRP	252,631,804	1.49%	70.67%
23	L	860	NORTHWESTERN MUT GRP	252,272,032	1.49%	72.15%
24	L	261	MUTUAL OF OMAHA GRP	251,096,021	1.48%	73.63%
25	L	836	WEST SOUTHERN GRP	201,894,165	1.19%	74.82%
26	L	3891	GLOBAL ATLANTIC GRP	194,005,112	1.14%	75.96%
27	L	709	PACIFIC LIFE GRP	176,052,310	1.04%	77.00%
28	L	429	GUARDIAN LIFE GRP	168,681,650	0.99%	77.99%
29	L	565	UNUM GRP	151,853,217	0.89%	78.89%
30	L	200	UNITED SERV AUTOMOBILE ASSN GRP	146,371,451	0.86%	79.75%
31	L	670	FIDELITY NATL FIN INC GRP	137,677,950	0.81%	80.56%
32	L	91	HARTFORD FIRE & CAS GRP	133,840,648	0.79%	81.35%
33	L	1348	MEIJI YASUDA LIFE INS GRP	132,372,891	0.78%	82.13%
34	L	869	MINNESOTA MUT GRP	125,874,030	0.74%	82.87%
35	L	176	STATE FARM GRP	119,549,619	0.70%	83.57%
36	L	4855	SUMITOMO LIFE INS GRP	117,273,670	0.69%	84.26%
37	L	370	AFLAC GRP	110,650,419	0.65%	84.92%
38	L	4	AMERIPRISE FIN GRP	102,911,954	0.61%	85.52%
39	L	634	NATIONAL LIFE GRP	99,984,244	0.59%	86.11%
40	L	4011	GENWORTH FIN GRP	94,000,556	0.55%	86.66%
41	L	306	TRUSTAGE GRP	91,544,883	0.54%	87.20%
42	L	3098	TOKIO MARINE HOLDINGS INC GRP	84,862,073	0.50%	87.70%
43	L	233	CNO FINANCIAL GRP	81,951,372	0.48%	88.18%
44	L	549	SUN LIFE FINANCIAL INC GRP	81,301,642	0.48%	88.66%
45	L	619	ONEAMERICA FIN PARTNERS GRP	75,003,280	0.44%	89.11%
46	L	290	GLOBE LIFE INC GRP	74,523,441	0.44%	89.54%
47	L	4750	PRIMERICA GRP	71,915,356	0.42%	89.97%
48	L	2658	AMERICAN EQUITY INVESTMENT GRP	69,925,544	0.41%	90.38%
49	L	4794	GROUP 1001 INS HOLDINGS GRP	63,648,747	0.37%	90.75%
50	L	458	DAI-ICHI LIFE HOLDINGS INC GRP	62,825,398	0.37%	91.12%
51	L	4947	PROSPERITY LIFE INS GRP	60,432,903	0.36%	91.48%
52	L	4890	SBL HOLDINGS GRP	59,486,877	0.35%	91.83%
53	L	4926	TALCOTT HOLDINGS GRP	58,230,706	0.34%	92.17%
54	L	31	BERKSHIRE HATHAWAY GRP	56,010,918	0.33%	92.50%
55	L	56014	THRIVENT FINANCIAL FOR LUTHERANS	54,494,661	0.32%	92.82%
56	L	872	BANNER LIFE GRP	54,158,631	0.32%	93.14%
57	L	4925	KUVARE GRP	52,288,426	0.31%	93.45%
58	L	62510	EQUITRUST LIFE INS CO	50,657,315	0.30%	93.75%
59	L	850	PENN MUT GRP	46,759,301	0.28%	94.02%
60	L	88668	MUTUAL OF AMER LIFE INS CO	45,682,122	0.27%	94.29%
61	L	58033	KNIGHTS OF COLUMBUS	45,618,050	0.27%	94.56%
62	L	943	AMERITAS MUT HOLDING GRP	44,110,247	0.26%	94.82%
63	L	408	BROOKFIELD ASSET MGMT REINS PARTNERS	43,279,661	0.25%	95.08%

Life Insurance Industry
Life/Health and Fraternal Insurers
2022 Market Share Report - Total Premium
Totals Life Ins, Annuity, Deposit Type Contracts, Other Considerations, and Accident & Health

Maryland

Rank	Business Type	Group/ Company Code	Group/Company Name	Direct Written Premium	Market Share	Cumulative Market Share
64	L	4824	ADVANTAGE CAPITAL GRP	38,798,981	0.23%	95.30%
65	L	4988	BAYVIEW ASSET MANAGEMENT GRP	35,112,102	0.21%	95.51%
66	L	213	ERIE INS GRP	30,014,586	0.18%	95.69%
67	L	212	ZURICH INS GRP	29,295,805	0.17%	95.86%
68	L	451	FIDELITY SECURITY GRP	27,982,357	0.16%	96.03%
69	L	4736	GGC GRP	27,802,647	0.16%	96.19%
70	L	981	FIDELITY INVESTMENT INS & ANN GRP	25,867,342	0.15%	96.34%
71	L	60445	SAGICOR LIFE INS CO	25,343,250	0.15%	96.49%
72	L	4888	STERLING FINANCIAL INS GRP INC	24,435,563	0.14%	96.63%
73	L	330	AMERICAN FIDELITY CORP GRP	22,523,391	0.13%	96.77%
74	L	84174	ELCO MUT LIFE & ANN	20,885,344	0.12%	96.89%
75	L	704	CONSTELLATION INS HOLDINGS GRP	20,872,296	0.12%	97.01%
76	L	449	FINANCIAL HOLDINGS GRP	19,312,331	0.11%	97.13%
77	L	5014	EVERLAKE HOLDINGS GRP	18,919,449	0.11%	97.24%
78	L	1211	NATIONAL GUARDIAN LIFE INS GRP	18,731,856	0.11%	97.35%
79	L	4853	AAA LIFE GRP	18,107,598	0.11%	97.46%
80	L	68772	SECURITY MUT LIFE INS CO OF NY	17,574,052	0.10%	97.56%
81	L	8	ALLSTATE INS GRP	16,621,330	0.10%	97.66%
82	L	812	HIGHMARK GRP	15,664,798	0.09%	97.75%
83	L	1117	MANHATTAN LIFE GRP	14,858,189	0.09%	97.84%
84	L	315	INDUSTRIAL ALLIANCE GRP	14,800,422	0.09%	97.92%
85	L	65927	LINCOLN HERITAGE LIFE INS CO	14,764,782	0.09%	98.01%
86	L	626	CHUBB LTD GRP	14,715,590	0.09%	98.10%
87	L	67423	ASPIDA LIFE INS CO	12,753,015	0.08%	98.17%
88	L	525	PAN AMER LIFE GRP	12,725,646	0.07%	98.25%
89	L	58068	INDEPENDENT ORDER OF FORESTERS US BR	12,478,255	0.07%	98.32%
90	L	801	DIRECTORS INVESTMENT GRP	11,102,234	0.07%	98.39%
91	L	367	PHYSICIANS MUT GRP	11,074,738	0.07%	98.45%
92	L	61212	BALTIMORE LIFE INS CO	10,341,918	0.06%	98.51%
93	L	3436	LIBERTY LIFE GRP TRUST GRP	9,960,303	0.06%	98.57%
94	L	781	UNION LABOR GRP	9,932,179	0.06%	98.63%
95	L	215	KEMPER CORP GRP	9,807,025	0.06%	98.69%
96	L	4213	WILTON RE GRP	9,451,143	0.06%	98.74%
97	L	300	HORACE MANN GRP	8,224,983	0.05%	98.79%
98	L	4992	RESOLUTION LIFE US HOLDINGS GRP	7,649,857	0.05%	98.84%
99	L	4941	NATIONAL WESTERN LIFE GRP	7,430,180	0.04%	98.88%
100	L	535	COLUMBIAN LIFE GRP	7,115,253	0.04%	98.92%
101	L	169	SENTRY INS GRP	6,637,718	0.04%	98.96%
102	L	56693	GCU	6,153,187	0.04%	99.00%
103	L	4955	POWELL INS GRP	5,722,122	0.03%	99.03%
104	L	3527	AMERICAN ENTERPRISE MUT GRP	5,708,827	0.03%	99.06%
105	L	98	WR BERKLEY CORP GRP	5,502,056	0.03%	99.10%
106	L	477	RENAISSANCE HLTH SERV CORP GRP	5,481,737	0.03%	99.13%
107	L	66214	HEARTLAND NATL LIFE INS CO	5,344,256	0.03%	99.16%
108	L	687	GUARANTEE TRUST GRP	5,304,863	0.03%	99.19%
109	L	4712	GPM LIFE GRP	5,108,268	0.03%	99.22%
110	L	244	CINCINNATI FIN GRP	5,030,800	0.03%	99.25%
111	L	581	BOSTON MUT GRP	5,012,848	0.03%	99.28%
112	L	5021	ONEMAIN HOLDINGS INC GRP	4,915,651	0.03%	99.31%
113	L	4862	ASSURITY GRP	4,612,932	0.03%	99.34%
114	L	4903	CALTON HOLDINGS GRP	4,597,773	0.03%	99.36%
115	L	4553	SAVINGS BANK LIFE GRP	4,522,528	0.03%	99.39%
116	L	5016	AQUARIAN INS HOLDINGS GRP	4,472,800	0.03%	99.42%
117	L	276	TRUSTMARK MUT HOLDING CO GRP	4,446,115	0.03%	99.44%
118	L	63290	FIDELITY LIFE ASSN A LEGAL RESERVE L	4,407,933	0.03%	99.47%
119	L	661	BCBS OF SC GRP	4,279,847	0.03%	99.49%
120	L	93521	GRANULAR INS CO	3,983,897	0.02%	99.52%
121	L	181	SWISS RE GRP	3,952,222	0.02%	99.54%
122	L	588	KANSAS CITY LIFE INS GRP	3,951,086	0.02%	99.56%
123	L	77879	5 STAR LIFE INS CO	3,809,410	0.02%	99.59%
124	L	574	AMERCO CORP GRP	3,735,531	0.02%	99.61%
125	L	4718	TIPTREE FIN GRP	3,662,181	0.02%	99.63%
			TOTAL	16,982,190,067	100.00%	100.00%

Life Insurance Industry
Life/Health and Fraternal Insurers
2022 Market Share Report - Total Premium
Totals Life Ins, Annuity, Deposit Type Contracts, Other Considerations, and Accident & Health

Massachusetts

Rank	Business Type	Group/ Company Code	Group/Company Name	Direct Written Premium	Market Share	Cumulative Market Share
1	L	435	MASS MUT LIFE INS GRP	4,039,647,596	14.49%	14.49%
2	L	4832	VOYA FINANCIAL GRP	1,661,508,544	5.96%	20.46%
3	L	707	UNITEDHEALTH GRP	1,630,288,631	5.85%	26.30%
4	L	826	NEW YORK LIFE GRP	1,467,195,615	5.26%	31.57%
5	L	20	LINCOLN NATL GRP	1,093,757,805	3.92%	35.49%
6	L	241	METROPOLITAN GRP	1,083,442,602	3.89%	39.38%
7	L	918	JACKSON NATL GRP	1,045,920,370	3.75%	43.13%
8	L	904	JOHN HANCOCK GRP	872,471,717	3.13%	46.26%
9	L	140	NATIONWIDE CORP GRP	765,025,359	2.74%	49.01%
10	L	769	GREAT WEST GRP	741,400,652	2.66%	51.67%
11	L	304	PRUDENTIAL OF AMER GRP	720,343,020	2.58%	54.25%
12	L	1	CVS GRP	701,065,699	2.52%	56.77%
13	L	1216	TIAA FAMILY GRP	630,477,497	2.26%	59.03%
14	L	4734	APOLLO GLOBAL MGMT GRP	594,912,772	2.13%	61.17%
15	L	261	MUTUAL OF OMAHA GRP	547,622,270	1.96%	63.13%
16	L	4965	EQUITABLE HOLDINGS INC GRP	520,020,094	1.87%	65.00%
17	L	468	AEGON US HOLDING GRP	496,440,429	1.78%	66.78%
18	L	860	NORTHWESTERN MUT GRP	476,738,869	1.71%	68.49%
19	L	901	CIGNA HLTH GRP	469,100,777	1.68%	70.17%
20	L	836	WEST SOUTHERN GRP	455,209,729	1.63%	71.80%
21	L	709	PACIFIC LIFE GRP	448,025,019	1.61%	73.41%
22	L	332	PRINCIPAL FIN GRP	410,746,498	1.47%	74.88%
23	L	429	GUARDIAN LIFE GRP	405,389,411	1.45%	76.34%
24	L	565	UNUM GRP	348,986,927	1.25%	77.59%
25	L	12	AMERICAN INTL GRP	345,389,561	1.24%	78.83%
26	L	761	ALLIANZ INS GRP	329,935,725	1.18%	80.01%
27	L	4932	BRIGHTHOUSE HOLDINGS GRP	321,705,206	1.15%	81.17%
28	L	200	UNITED SERV AUTOMOBILE ASSN GRP	287,136,770	1.03%	82.20%
29	L	431	SAMMONS ENTERPRISES GRP	285,784,393	1.03%	83.22%
30	L	3891	GLOBAL ATLANTIC GRP	271,061,659	0.97%	84.20%
31	L	3098	TOKIO MARINE HOLDINGS INC GRP	255,796,913	0.92%	85.11%
32	L	872	BANNER LIFE GRP	238,986,705	0.86%	85.97%
33	L	4890	SBL HOLDINGS GRP	229,728,223	0.82%	86.80%
34	L	1348	MEIJI YASUDA LIFE INS GRP	228,137,194	0.82%	87.62%
35	L	4	AMERIPRISE FIN GRP	227,952,153	0.82%	88.43%
36	L	549	SUN LIFE FINANCIAL INC GRP	200,145,085	0.72%	89.15%
37	L	670	FIDELITY NATL FIN INC GRP	191,209,991	0.69%	89.84%
38	L	869	MINNESOTA MUT GRP	188,489,358	0.68%	90.51%
39	L	4855	SUMITOMO LIFE INS GRP	174,938,630	0.63%	91.14%
40	L	4553	SAVINGS BANK LIFE GRP	138,511,660	0.50%	91.64%
41	L	91	HARTFORD FIRE & CAS GRP	135,560,642	0.49%	92.12%
42	L	4794	GROUP 1001 INS HOLDINGS GRP	120,407,334	0.43%	92.56%
43	L	306	TRUSTAGE GRP	107,783,597	0.39%	92.94%
44	L	4011	GENWORTH FIN GRP	103,798,641	0.37%	93.32%
45	L	981	FIDELITY INVESTMENT INS & ANN GRP	84,807,491	0.30%	93.62%
46	L	850	PENN MUT GRP	83,314,538	0.30%	93.92%
47	L	458	DAI-ICHI LIFE HOLDINGS INC GRP	74,538,677	0.27%	94.19%
48	L	370	AFLAC GRP	68,721,350	0.25%	94.43%
49	L	2658	AMERICAN EQUITY INVESTMENT GRP	65,714,589	0.24%	94.67%
50	L	943	AMERITAS MUT HOLDING GRP	64,677,052	0.23%	94.90%
51	L	451	FIDELITY SECURITY GRP	59,677,363	0.21%	95.11%
52	L	4947	PROSPERITY LIFE INS GRP	59,395,157	0.21%	95.33%
53	L	634	NATIONAL LIFE GRP	59,077,936	0.21%	95.54%
54	L	619	ONEAMERICA FIN PARTNERS GRP	58,450,495	0.21%	95.75%
55	L	290	GLOBE LIFE INC GRP	57,152,987	0.21%	95.95%
56	L	4988	BAYVIEW ASSET MANAGEMENT GRP	57,107,417	0.20%	96.16%
57	L	233	CNO FINANCIAL GRP	56,417,421	0.20%	96.36%
58	L	58033	KNIGHTS OF COLUMBUS	54,608,263	0.20%	96.56%
59	L	88668	MUTUAL OF AMER LIFE INS CO	51,702,897	0.19%	96.74%
60	L	4750	PRIMERICA GRP	50,262,407	0.18%	96.92%
61	L	60445	SAGICOR LIFE INS CO	48,083,732	0.17%	97.10%
62	L	4926	TALCOTT HOLDINGS GRP	47,181,599	0.17%	97.27%
63	L	4925	KUVARE GRP	43,354,580	0.16%	97.42%

Life Insurance Industry
Life/Health and Fraternal Insurers
2022 Market Share Report - Total Premium
Totals Life Ins, Annuity, Deposit Type Contracts, Other Considerations, and Accident & Health

Massachusetts

Rank	Business Type	Group/ Company Code	Group/Company Name	Direct Written Premium	Market Share	Cumulative Market Share
64	L	581	BOSTON MUT GRP	43,197,325	0.15%	97.58%
65	L	408	BROOKFIELD ASSET MGMT REINS PARTNERS	40,864,962	0.15%	97.72%
66	L	4888	STERLING FINANCIAL INS GRP INC	32,022,281	0.11%	97.84%
67	L	212	ZURICH INS GRP	27,191,135	0.10%	97.94%
68	L	276	TRUSTMARK MUT HOLDING CO GRP	25,852,655	0.09%	98.03%
69	L	62510	EQUITRUST LIFE INS CO	24,999,852	0.09%	98.12%
70	L	812	HIGHMARK GRP	22,626,694	0.08%	98.20%
71	L	876	ARKANSAS BCBS GRP	22,242,780	0.08%	98.28%
72	L	300	HORACE MANN GRP	21,980,490	0.08%	98.36%
73	L	4824	ADVANTAGE CAPITAL GRP	21,124,210	0.08%	98.43%
74	L	704	CONSTELLATION INS HOLDINGS GRP	19,403,987	0.07%	98.50%
75	L	67423	ASPIDA LIFE INS CO	18,027,307	0.06%	98.57%
76	L	626	CHUBB LTD GRP	17,625,854	0.06%	98.63%
77	L	98	WR BERKLEY CORP GRP	16,602,492	0.06%	98.69%
78	L	535	COLUMBIAN LIFE GRP	16,499,323	0.06%	98.75%
79	L	8	ALLSTATE INS GRP	16,212,009	0.06%	98.81%
80	L	1117	MANHATTAN LIFE GRP	15,973,468	0.06%	98.86%
81	L	449	FINANCIAL HOLDINGS GRP	15,956,434	0.06%	98.92%
82	L	169	SENTRY INS GRP	15,738,943	0.06%	98.98%
83	L	4853	AAA LIFE GRP	15,453,269	0.06%	99.03%
84	L	1211	NATIONAL GUARDIAN LIFE INS GRP	15,060,985	0.05%	99.09%
85	L	28	AMICA MUT GRP	14,679,485	0.05%	99.14%
86	L	56014	THRIVENT FINANCIAL FOR LUTHERANS	13,758,722	0.05%	99.19%
87	L	63819	UNITY FINANCIAL LIFE INS CO	12,987,109	0.05%	99.24%
88	L	4992	RESOLUTION LIFE US HOLDINGS GRP	12,822,912	0.05%	99.28%
89	L	65927	LINCOLN HERITAGE LIFE INS CO	11,432,480	0.04%	99.32%
90	L	330	AMERICAN FIDELITY CORP GRP	11,392,884	0.04%	99.36%
91	L	4736	GGC GRP	10,954,444	0.04%	99.40%
92	L	58068	INDEPENDENT ORDER OF FORESTERS US BR	9,590,133	0.03%	99.44%
93	L	574	AMERCO CORP GRP	8,994,279	0.03%	99.47%
94	L	525	PAN AMER LIFE GRP	7,553,156	0.03%	99.50%
95	L	3436	LIBERTY LIFE GRP TRUST GRP	6,933,578	0.02%	99.52%
96	L	671	ELEVANCE HLTH INC GRP	6,831,045	0.02%	99.55%
97	L	64505	HOMESTEADERS LIFE CO	6,450,710	0.02%	99.57%
98	L	93521	GRANULAR INS CO	5,622,833	0.02%	99.59%
99	L	4639	RGA INC GRP	5,231,741	0.02%	99.61%
100	L	661	BCBS OF SC GRP	5,173,294	0.02%	99.63%
101	L	176	STATE FARM GRP	4,627,640	0.02%	99.64%
102	L	367	PHYSICIANS MUT GRP	4,603,317	0.02%	99.66%
103	L	781	UNION LABOR GRP	4,256,400	0.02%	99.68%
104	L	67180	OHIO STATE LIFE INS CO	4,212,570	0.02%	99.69%
105	L	4941	NATIONAL WESTERN LIFE GRP	3,947,206	0.01%	99.71%
106	L	5014	EVERLAKE HOLDINGS GRP	3,875,708	0.01%	99.72%
107	L	57541	MODERN WOODMEN OF AMER	3,778,640	0.01%	99.73%
108	L	23	BCS INS GRP	3,704,778	0.01%	99.75%
109	L	5024	FORTITUDE GRP HOLDINGS LLC GRP	3,675,232	0.01%	99.76%
110	L	4844	LIA HOLDINGS GRP	3,550,039	0.01%	99.77%
111	L	4862	ASSURITY GRP	3,347,748	0.01%	99.78%
112	L	57770	CATHOLIC FRATERNAL LIFE	3,294,529	0.01%	99.80%
113	L	4213	WILTON RE GRP	3,278,495	0.01%	99.81%
114	L	315	INDUSTRIAL ALLIANCE GRP	3,241,080	0.01%	99.82%
115	L	63290	FIDELITY LIFE ASSN A LEGAL RESERVE L	2,981,891	0.01%	99.83%
116	L	5016	AQUARIAN INS HOLDINGS GRP	2,946,124	0.01%	99.84%
117	L	4955	POWELL INS GRP	2,807,813	0.01%	99.85%
118	L	7	FEDERATED MUT GRP	2,728,507	0.01%	99.86%
119	L	68772	SECURITY MUT LIFE INS CO OF NY	2,490,013	0.01%	99.87%
120	L	687	GUARANTEE TRUST GRP	2,452,329	0.01%	99.88%
121	L	181	SWISS RE GRP	1,948,301	0.01%	99.89%
122	L	64580	ILLINOIS MUT LIFE INS CO	1,910,349	0.01%	99.89%
123	L	4903	CALTON HOLDINGS GRP	1,909,144	0.01%	99.90%
124	L	244	CINCINNATI FIN GRP	1,720,559	0.01%	99.91%
125	L	477	RENAISSANCE HLTH SERV CORP GRP	1,618,143	0.01%	99.91%
			TOTAL	27,871,232,881	100.00%	100.00%

Life Insurance Industry
Life/Health and Fraternal Insurers
2022 Market Share Report - Total Premium
Totals Life Ins, Annuity, Deposit Type Contracts, Other Considerations, and Accident & Health

Michigan

Rank	Business Type	Group/ Company Code	Group/Company Name	Direct Written Premium	Market Share	Cumulative Market Share
1	L	435	MASS MUT LIFE INS GRP	1,280,371,219	4.83%	4.83%
2	L	304	PRUDENTIAL OF AMER GRP	1,221,969,176	4.61%	9.44%
3	L	4734	APOLLO GLOBAL MGMT GRP	1,213,916,304	4.58%	14.02%
4	L	332	PRINCIPAL FIN GRP	1,054,649,675	3.98%	17.99%
5	L	241	METROPOLITAN GRP	1,020,390,046	3.85%	21.84%
6	L	707	UNITEDHEALTH GRP	968,944,746	3.65%	25.50%
7	L	1216	TIAA FAMILY GRP	952,767,529	3.59%	29.09%
8	L	918	JACKSON NATL GRP	828,165,496	3.12%	32.21%
9	L	20	LINCOLN NATL GRP	822,467,892	3.10%	35.31%
10	L	826	NEW YORK LIFE GRP	811,209,993	3.06%	38.37%
11	L	4965	EQUITABLE HOLDINGS INC GRP	787,357,783	2.97%	41.34%
12	L	1	CVS GRP	708,780,050	2.67%	44.02%
13	L	140	NATIONWIDE CORP GRP	693,168,334	2.61%	46.63%
14	L	904	JOHN HANCOCK GRP	664,740,912	2.51%	49.14%
15	L	12	AMERICAN INTL GRP	589,583,343	2.22%	51.36%
16	L	761	ALLIANZ INS GRP	578,450,519	2.18%	53.54%
17	L	709	PACIFIC LIFE GRP	511,342,158	1.93%	55.47%
18	L	860	NORTHWESTERN MUT GRP	484,283,546	1.83%	57.30%
19	L	431	SAMMONS ENTERPRISES GRP	462,356,200	1.74%	59.04%
20	L	4932	BRIGHTHOUSE HOLDINGS GRP	430,969,668	1.63%	60.67%
21	L	670	FIDELITY NATL FIN INC GRP	405,373,589	1.53%	62.20%
22	L	3891	GLOBAL ATLANTIC GRP	396,901,518	1.50%	63.69%
23	L	261	MUTUAL OF OMAHA GRP	393,492,131	1.48%	65.18%
24	L	869	MINNESOTA MUT GRP	377,132,033	1.42%	66.60%
25	L	468	AEGON US HOLDING GRP	371,339,104	1.40%	68.00%
26	L	4832	VOYA FINANCIAL GRP	323,547,260	1.22%	69.22%
27	L	4855	SUMITOMO LIFE INS GRP	317,378,680	1.20%	70.42%
28	L	836	WEST SOUTHERN GRP	303,948,402	1.15%	71.56%
29	L	769	GREAT WEST GRP	280,780,901	1.06%	72.62%
30	L	565	UNUM GRP	275,147,917	1.04%	73.66%
31	L	4888	STERLING FINANCIAL INS GRP INC	236,498,235	0.89%	74.55%
32	L	901	CIGNA HLTH GRP	228,894,521	0.86%	75.41%
33	L	4	AMERIPRISE FIN GRP	225,009,442	0.85%	76.26%
34	L	4925	KUVARE GRP	220,527,009	0.83%	77.09%
35	L	4988	BAYVIEW ASSET MANAGEMENT GRP	214,586,255	0.81%	77.90%
36	L	56014	THRIVENT FINANCIAL FOR LUTHERANS	207,671,036	0.78%	78.69%
37	L	306	TRUSTAGE GRP	206,003,933	0.78%	79.46%
38	L	1348	MEIJI YASUDA LIFE INS GRP	205,594,050	0.78%	80.24%
39	L	4794	GROUP 1001 INS HOLDINGS GRP	200,798,998	0.76%	81.00%
40	L	4890	SBL HOLDINGS GRP	199,379,484	0.75%	81.75%
41	L	429	GUARDIAN LIFE GRP	179,627,066	0.68%	82.43%
42	L	634	NATIONAL LIFE GRP	173,906,985	0.66%	83.08%
43	L	233	CNO FINANCIAL GRP	162,441,293	0.61%	83.69%
44	L	458	DAI-ICHI LIFE HOLDINGS INC GRP	156,887,106	0.59%	84.29%
45	L	176	STATE FARM GRP	154,304,116	0.58%	84.87%
46	L	2658	AMERICAN EQUITY INVESTMENT GRP	153,931,749	0.58%	85.45%
47	L	370	AFLAC GRP	152,624,629	0.58%	86.02%
48	L	3098	TOKIO MARINE HOLDINGS INC GRP	151,439,667	0.57%	86.60%
49	L	4736	GGC GRP	145,763,392	0.55%	87.15%
50	L	200	UNITED SERV AUTOMOBILE ASSN GRP	144,203,811	0.54%	87.69%
51	L	872	BANNER LIFE GRP	136,064,254	0.51%	88.20%
52	L	619	ONEAMERICA FIN PARTNERS GRP	128,308,661	0.48%	88.69%
53	L	549	SUN LIFE FINANCIAL INC GRP	126,422,652	0.48%	89.16%
54	L	67	MICHIGAN FARM BUREAU GRP	123,105,854	0.46%	89.63%
55	L	91	HARTFORD FIRE & CAS GRP	117,299,118	0.44%	90.07%
56	L	4947	PROSPERITY LIFE INS GRP	112,226,711	0.42%	90.49%
57	L	943	AMERITAS MUT HOLDING GRP	101,475,230	0.38%	90.88%
58	L	850	PENN MUT GRP	96,132,760	0.36%	91.24%
59	L	5016	AQUARIAN INS HOLDINGS GRP	93,926,129	0.35%	91.59%
60	L	280	AUTO OWNERS GRP	93,088,342	0.35%	91.94%
61	L	290	GLOBE LIFE INC GRP	91,652,565	0.35%	92.29%
62	L	4011	GENWORTH FIN GRP	86,233,610	0.33%	92.61%
63	L	4926	TALCOTT HOLDINGS GRP	76,773,481	0.29%	92.90%

Life Insurance Industry
Life/Health and Fraternal Insurers
2022 Market Share Report - Total Premium
Totals Life Ins, Annuity, Deposit Type Contracts, Other Considerations, and Accident & Health

Michigan

Rank	Business Type	Group/ Company Code	Group/Company Name	Direct Written Premium	Market Share	Cumulative Market Share
64	L	4853	AAA LIFE GRP	72,447,500	0.27%	93.18%
65	L	4750	PRIMERICA GRP	69,743,153	0.26%	93.44%
66	L	62510	EQUITRUST LIFE INS CO	69,642,911	0.26%	93.70%
67	L	60445	SAGICOR LIFE INS CO	63,054,117	0.24%	93.94%
68	L	1211	NATIONAL GUARDIAN LIFE INS GRP	62,556,978	0.24%	94.18%
69	L	5038	MIDWEST HOLDINGS INC GRP	62,051,998	0.23%	94.41%
70	L	57541	MODERN WOODMEN OF AMER	60,427,311	0.23%	94.64%
71	L	449	FINANCIAL HOLDINGS GRP	57,014,570	0.22%	94.85%
72	L	704	CONSTELLATION INS HOLDINGS GRP	55,537,589	0.21%	95.06%
73	L	169	SENTRY INS GRP	55,343,903	0.21%	95.27%
74	L	58033	KNIGHTS OF COLUMBUS	54,014,439	0.20%	95.48%
75	L	408	BROOKFIELD ASSET MGMT REINS PARTNERS	50,648,750	0.19%	95.67%
76	L	3436	LIBERTY LIFE GRP TRUST GRP	42,759,005	0.16%	95.83%
77	L	56685	GBU FINANCIAL LIFE	42,245,477	0.16%	95.99%
78	L	84174	ELCO MUT LIFE & ANN	42,089,117	0.16%	96.15%
79	L	88668	MUTUAL OF AMER LIFE INS CO	40,559,706	0.15%	96.30%
80	L	981	FIDELITY INVESTMENT INS & ANN GRP	39,938,335	0.15%	96.45%
81	L	451	FIDELITY SECURITY GRP	36,862,635	0.14%	96.59%
82	L	661	BCBS OF SC GRP	36,770,957	0.14%	96.73%
83	L	4862	ASSURITY GRP	36,439,400	0.14%	96.86%
84	L	56154	GLEANER LIFE INS SOCIETY	34,240,419	0.13%	96.99%
85	L	212	ZURICH INS GRP	34,171,302	0.13%	97.12%
86	L	917	HCSC GRP	28,736,361	0.11%	97.23%
87	L	67423	ASPIDA LIFE INS CO	28,609,944	0.11%	97.34%
88	L	4844	LIA HOLDINGS GRP	27,755,886	0.10%	97.44%
89	L	525	PAN AMER LIFE GRP	25,347,149	0.10%	97.54%
90	L	588	KANSAS CITY LIFE INS GRP	24,276,689	0.09%	97.63%
91	L	1117	MANHATTAN LIFE GRP	23,937,171	0.09%	97.72%
92	L	56693	GCU	21,767,584	0.08%	97.80%
93	L	8	ALLSTATE INS GRP	21,290,846	0.08%	97.88%
94	L	812	HIGHMARK GRP	20,202,461	0.08%	97.96%
95	L	574	AMERCO CORP GRP	19,772,248	0.07%	98.03%
96	L	23	BCS INS GRP	19,605,981	0.07%	98.11%
97	L	4941	NATIONAL WESTERN LIFE GRP	19,558,677	0.07%	98.18%
98	L	58068	INDEPENDENT ORDER OF FORESTERS US BR	19,110,387	0.07%	98.25%
99	L	300	HORACE MANN GRP	18,326,542	0.07%	98.32%
100	L	244	CINCINNATI FIN GRP	18,188,669	0.07%	98.39%
101	L	626	CHUBB LTD GRP	18,124,482	0.07%	98.46%
102	L	5014	EVERLAKE HOLDINGS GRP	17,197,798	0.06%	98.52%
103	L	3527	AMERICAN ENTERPRISE MUT GRP	17,099,745	0.06%	98.59%
104	L	687	GUARANTEE TRUST GRP	16,443,002	0.06%	98.65%
105	L	7	FEDERATED MUT GRP	15,299,454	0.06%	98.71%
106	L	367	PHYSICIANS MUT GRP	14,178,133	0.05%	98.76%
107	L	56782	NATIONAL SLOVAK SOCIETY OF THE USA	13,709,191	0.05%	98.81%
108	L	276	TRUSTMARK MUT HOLDING CO GRP	13,506,259	0.05%	98.86%
109	L	93521	GRANULAR INS CO	12,648,702	0.05%	98.91%
110	L	4992	RESOLUTION LIFE US HOLDINGS GRP	12,597,272	0.05%	98.96%
111	L	477	RENAISSANCE HLTH SERV CORP GRP	11,798,426	0.04%	99.00%
112	L	153	PEKIN INS GRP	10,841,096	0.04%	99.05%
113	L	330	AMERICAN FIDELITY CORP GRP	10,446,951	0.04%	99.08%
114	L	315	INDUSTRIAL ALLIANCE GRP	10,252,574	0.04%	99.12%
115	L	572	BCBS OF MI GRP	9,390,555	0.04%	99.16%
116	L	587	ATLANTIC AMER GRP	8,959,186	0.03%	99.19%
117	L	68772	SECURITY MUT LIFE INS CO OF NY	8,481,929	0.03%	99.22%
118	L	535	COLUMBIAN LIFE GRP	8,194,236	0.03%	99.26%
119	L	4903	CALTON HOLDINGS GRP	7,577,984	0.03%	99.28%
120	L	215	KEMPER CORP GRP	7,116,058	0.03%	99.31%
121	L	65927	LINCOLN HERITAGE LIFE INS CO	6,892,688	0.03%	99.34%
122	L	781	UNION LABOR GRP	6,543,664	0.02%	99.36%
123	L	5024	FORTITUDE GRP HOLDINGS LLC GRP	6,441,266	0.02%	99.39%
124	L	56316	CATHOLIC LADIES OF COLUMBIA	6,191,104	0.02%	99.41%
125	L	5021	ONEMAIN HOLDINGS INC GRP	5,836,103	0.02%	99.43%
			TOTAL	26,515,311,485	100.00%	100.00%

Life Insurance Industry
Life/Health and Fraternal Insurers
2022 Market Share Report - Total Premium
Totals Life Ins, Annuity, Deposit Type Contracts, Other Considerations, and Accident & Health

Minnesota

Rank	Business Type	Group/ Company Code	Group/Company Name	Direct Written Premium	Market Share	Cumulative Market Share
1	L	869	MINNESOTA MUT GRP	1,622,421,776	8.54%	8.54%
2	L	304	PRUDENTIAL OF AMER GRP	977,712,014	5.14%	13.68%
3	L	20	LINCOLN NATL GRP	902,961,693	4.75%	18.43%
4	L	435	MASS MUT LIFE INS GRP	863,848,955	4.55%	22.98%
5	L	241	METROPOLITAN GRP	748,540,823	3.94%	26.92%
6	L	332	PRINCIPAL FIN GRP	732,898,816	3.86%	30.77%
7	L	904	JOHN HANCOCK GRP	677,706,459	3.57%	34.34%
8	L	56014	THRIVENT FINANCIAL FOR LUTHERANS	654,549,179	3.44%	37.78%
9	L	860	NORTHWESTERN MUT GRP	583,976,479	3.07%	40.86%
10	L	1216	TIAA FAMILY GRP	541,880,459	2.85%	43.71%
11	L	140	NATIONWIDE CORP GRP	502,198,721	2.64%	46.35%
12	L	761	ALLIANZ INS GRP	487,040,156	2.56%	48.91%
13	L	707	UNITEDHEALTH GRP	467,512,239	2.46%	51.37%
14	L	826	NEW YORK LIFE GRP	445,700,692	2.35%	53.72%
15	L	4965	EQUITABLE HOLDINGS INC GRP	439,625,329	2.31%	56.03%
16	L	468	AEGON US HOLDING GRP	434,195,217	2.28%	58.32%
17	L	12	AMERICAN INTL GRP	426,082,996	2.24%	60.56%
18	L	709	PACIFIC LIFE GRP	355,745,107	1.87%	62.43%
19	L	4832	VOYA FINANCIAL GRP	352,019,024	1.85%	64.28%
20	L	4734	APOLLO GLOBAL MGMT GRP	346,672,004	1.82%	66.11%
21	L	4	AMERIPRISE FIN GRP	340,927,596	1.79%	67.90%
22	L	4932	BRIGHTHOUSE HOLDINGS GRP	306,973,757	1.62%	69.52%
23	L	918	JACKSON NATL GRP	248,902,897	1.31%	70.83%
24	L	1	CVS GRP	216,524,323	1.14%	71.97%
25	L	261	MUTUAL OF OMAHA GRP	204,433,197	1.08%	73.04%
26	L	836	WEST SOUTHERN GRP	196,882,673	1.04%	74.08%
27	L	769	GREAT WEST GRP	193,784,217	1.02%	75.10%
28	L	565	UNUM GRP	187,447,155	0.99%	76.08%
29	L	431	SAMMONS ENTERPRISES GRP	184,226,999	0.97%	77.05%
30	L	4736	GGC GRP	181,263,918	0.95%	78.01%
31	L	3891	GLOBAL ATLANTIC GRP	179,003,703	0.94%	78.95%
32	L	619	ONEAMERICA FIN PARTNERS GRP	174,990,536	0.92%	79.87%
33	L	1348	MEIJI YASUDA LIFE INS GRP	168,856,850	0.89%	80.76%
34	L	901	CIGNA HLTH GRP	153,651,236	0.81%	81.57%
35	L	4925	KUVARE GRP	153,517,599	0.81%	82.37%
36	L	176	STATE FARM GRP	142,454,512	0.75%	83.12%
37	L	670	FIDELITY NATL FIN INC GRP	139,293,584	0.73%	83.86%
38	L	91	HARTFORD FIRE & CAS GRP	132,412,685	0.70%	84.55%
39	L	458	DAI-ICHI LIFE HOLDINGS INC GRP	126,307,061	0.66%	85.22%
40	L	429	GUARDIAN LIFE GRP	123,199,963	0.65%	85.87%
41	L	200	UNITED SERV AUTOMOBILE ASSN GRP	116,990,041	0.62%	86.48%
42	L	306	TRUSTAGE GRP	116,904,026	0.62%	87.10%
43	L	4011	GENWORTH FIN GRP	112,284,067	0.59%	87.69%
44	L	549	SUN LIFE FINANCIAL INC GRP	101,911,932	0.54%	88.22%
45	L	3098	TOKIO MARINE HOLDINGS INC GRP	87,036,096	0.46%	88.68%
46	L	4988	BAYVIEW ASSET MANAGEMENT GRP	79,439,102	0.42%	89.10%
47	L	850	PENN MUT GRP	78,657,901	0.41%	89.51%
48	L	4926	TALCOTT HOLDINGS GRP	77,855,540	0.41%	89.92%
49	L	233	CNO FINANCIAL GRP	76,801,448	0.40%	90.33%
50	L	370	AFLAC GRP	73,923,294	0.39%	90.72%
51	L	4794	GROUP 1001 INS HOLDINGS GRP	70,388,341	0.37%	91.09%
52	L	4855	SUMITOMO LIFE INS GRP	69,275,329	0.36%	91.45%
53	L	872	BANNER LIFE GRP	68,315,770	0.36%	91.81%
54	L	4890	SBL HOLDINGS GRP	58,236,309	0.31%	92.12%
55	L	212	ZURICH INS GRP	56,984,737	0.30%	92.42%
56	L	57053	CATHOLIC UNITED FINANCIAL	56,492,705	0.30%	92.71%
57	L	300	HORACE MANN GRP	56,386,407	0.30%	93.01%
58	L	290	GLOBE LIFE INC GRP	55,978,893	0.29%	93.31%
59	L	58033	KNIGHTS OF COLUMBUS	55,829,468	0.29%	93.60%
60	L	88668	MUTUAL OF AMER LIFE INS CO	54,837,722	0.29%	93.89%
61	L	408	BROOKFIELD ASSET MGMT REINS PARTNERS	54,766,869	0.29%	94.18%
62	L	2658	AMERICAN EQUITY INVESTMENT GRP	50,856,389	0.27%	94.44%
63	L	473	AMERICAN FAMILY INS GRP	50,418,728	0.27%	94.71%

Life Insurance Industry
Life/Health and Fraternal Insurers
2022 Market Share Report - Total Premium
Totals Life Ins, Annuity, Deposit Type Contracts, Other Considerations, and Accident & Health

Minnesota

Rank	Business Type	Group/ Company Code	Group/Company Name	Direct Written Premium	Market Share	Cumulative Market Share
64	L	801	DIRECTORS INVESTMENT GRP	48,956,775	0.26%	94.97%
65	L	943	AMERITAS MUT HOLDING GRP	48,009,887	0.25%	95.22%
66	L	7	FEDERATED MUT GRP	43,380,720	0.23%	95.45%
67	L	451	FIDELITY SECURITY GRP	42,035,811	0.22%	95.67%
68	L	62510	EQUITRUST LIFE INS CO	40,620,657	0.21%	95.88%
69	L	634	NATIONAL LIFE GRP	38,886,638	0.20%	96.09%
70	L	4824	ADVANTAGE CAPITAL GRP	38,136,777	0.20%	96.29%
71	L	513	IOWA FARM BUREAU GRP	33,006,590	0.17%	96.46%
72	L	4947	PROSPERITY LIFE INS GRP	29,470,060	0.16%	96.62%
73	L	60445	SAGICOR LIFE INS CO	29,435,136	0.15%	96.77%
74	L	4750	PRIMERICA GRP	28,589,076	0.15%	96.92%
75	L	280	AUTO OWNERS GRP	25,166,867	0.13%	97.05%
76	L	626	CHUBB LTD GRP	21,606,758	0.11%	97.17%
77	L	525	PAN AMER LIFE GRP	21,567,214	0.11%	97.28%
78	L	2878	UNITED HERITAGE MUT GRP	20,405,541	0.11%	97.39%
79	L	981	FIDELITY INVESTMENT INS & ANN GRP	20,000,455	0.11%	97.49%
80	L	1211	NATIONAL GUARDIAN LIFE INS GRP	18,845,048	0.10%	97.59%
81	L	50	COUNTRY INS & FIN SERV GRP	18,562,028	0.10%	97.69%
82	L	56685	GBU FINANCIAL LIFE	18,146,178	0.10%	97.79%
83	L	169	SENTRY INS GRP	17,486,465	0.09%	97.88%
84	L	57541	MODERN WOODMEN OF AMER	16,534,669	0.09%	97.97%
85	L	56227	KSKJ LIFE	15,728,642	0.08%	98.05%
86	L	704	CONSTELLATION INS HOLDINGS GRP	15,688,896	0.08%	98.13%
87	L	8	ALLSTATE INS GRP	15,189,152	0.08%	98.21%
88	L	67423	ASPIDA LIFE INS CO	15,019,933	0.08%	98.29%
89	L	244	CINCINNATI FIN GRP	14,251,052	0.07%	98.36%
90	L	4853	AAA LIFE GRP	13,426,385	0.07%	98.44%
91	L	4992	RESOLUTION LIFE US HOLDINGS GRP	11,216,534	0.06%	98.49%
92	L	56693	GCU	11,122,121	0.06%	98.55%
93	L	3527	AMERICAN ENTERPRISE MUT GRP	10,779,781	0.06%	98.61%
94	L	574	AMERCO CORP GRP	10,531,052	0.06%	98.67%
95	L	69132	STATE MUT INS CO	10,470,318	0.06%	98.72%
96	L	1117	MANHATTAN LIFE GRP	10,428,630	0.05%	98.78%
97	L	687	GUARANTEE TRUST GRP	10,339,419	0.05%	98.83%
98	L	84174	ELCO MUT LIFE & ANN	9,972,243	0.05%	98.88%
99	L	4844	LIA HOLDINGS GRP	9,681,430	0.05%	98.93%
100	L	661	BCBS OF SC GRP	9,671,919	0.05%	98.98%
101	L	4941	NATIONAL WESTERN LIFE GRP	9,018,326	0.05%	99.03%
102	L	57487	CATHOLIC ORDER OF FORESTERS	8,735,372	0.05%	99.08%
103	L	4903	CALTON HOLDINGS GRP	7,238,868	0.04%	99.12%
104	L	68772	SECURITY MUT LIFE INS CO OF NY	7,056,613	0.04%	99.15%
105	L	58068	INDEPENDENT ORDER OF FORESTERS US BR	7,020,816	0.04%	99.19%
106	L	71404	CONTINENTAL GEN INS CO	6,300,804	0.03%	99.22%
107	L	5014	EVERLAKE HOLDINGS GRP	6,157,427	0.03%	99.26%
108	L	5016	AQUARIAN INS HOLDINGS GRP	5,663,489	0.03%	99.28%
109	L	4862	ASSURITY GRP	5,618,314	0.03%	99.31%
110	L	64580	ILLINOIS MUT LIFE INS CO	5,588,153	0.03%	99.34%
111	L	64505	HOMESTEADERS LIFE CO	5,546,109	0.03%	99.37%
112	L	477	RENAISSANCE HLTH SERV CORP GRP	5,509,179	0.03%	99.40%
113	L	449	FINANCIAL HOLDINGS GRP	5,407,942	0.03%	99.43%
114	L	588	KANSAS CITY LIFE INS GRP	5,279,923	0.03%	99.46%
115	L	330	AMERICAN FIDELITY CORP GRP	4,276,433	0.02%	99.48%
116	L	1186	LIFETIME HLTHCARE GRP	4,265,014	0.02%	99.50%
117	L	876	ARKANSAS BCBS GRP	4,151,270	0.02%	99.53%
118	L	57142	SONS OF NORWAY	3,951,038	0.02%	99.55%
119	L	276	TRUSTMARK MUT HOLDING CO GRP	3,832,223	0.02%	99.57%
120	L	56030	CATHOLIC FINANCIAL LIFE	3,595,236	0.02%	99.58%
121	L	62928	EMC NATL LIFE CO	3,448,258	0.02%	99.60%
122	L	315	INDUSTRIAL ALLIANCE GRP	3,199,306	0.02%	99.62%
123	L	98	WR BERKLEY CORP GRP	3,151,389	0.02%	99.64%
124	L	572	BCBS OF MI GRP	3,007,149	0.02%	99.65%
125	L	57657	ROYAL NEIGHBORS OF AMER	2,886,901	0.02%	99.67%
			TOTAL	19,004,369,989	100.00%	100.00%

Life Insurance Industry
Life/Health and Fraternal Insurers
2022 Market Share Report - Total Premium
Totals Life Ins, Annuity, Deposit Type Contracts, Other Considerations, and Accident & Health

Mississippi

Rank	Business Type	Group/ Company Code	Group/Company Name	Direct Written Premium	Market Share	Cumulative Market Share
1	L	707	UNITEDHEALTH GRP	367,058,574	6.32%	6.32%
2	L	1	CVS GRP	266,333,234	4.59%	10.90%
3	L	4734	APOLLO GLOBAL MGMT GRP	265,660,051	4.57%	15.48%
4	L	435	MASS MUT LIFE INS GRP	264,703,498	4.56%	20.04%
5	L	20	LINCOLN NATL GRP	200,442,020	3.45%	23.49%
6	L	826	NEW YORK LIFE GRP	196,876,092	3.39%	26.88%
7	L	901	CIGNA HLTH GRP	191,739,277	3.30%	30.18%
8	L	261	MUTUAL OF OMAHA GRP	168,813,637	2.91%	33.08%
9	L	304	PRUDENTIAL OF AMER GRP	163,678,513	2.82%	35.90%
10	L	241	METROPOLITAN GRP	152,016,518	2.62%	38.52%
11	L	565	UNUM GRP	139,968,965	2.41%	40.93%
12	L	12	AMERICAN INTL GRP	134,596,333	2.32%	43.24%
13	L	670	FIDELITY NATL FIN INC GRP	111,499,365	1.92%	45.16%
14	L	140	NATIONWIDE CORP GRP	108,937,938	1.88%	47.04%
15	L	860	NORTHWESTERN MUT GRP	106,930,428	1.84%	48.88%
16	L	431	SAMMONS ENTERPRISES GRP	105,644,558	1.82%	50.70%
17	L	68896	SOUTHERN FARM BUREAU LIFE INS CO	104,261,862	1.79%	52.49%
18	L	370	AFLAC GRP	101,461,137	1.75%	54.24%
19	L	332	PRINCIPAL FIN GRP	101,388,513	1.75%	55.99%
20	L	918	JACKSON NATL GRP	92,230,385	1.59%	57.57%
21	L	3891	GLOBAL ATLANTIC GRP	89,599,183	1.54%	59.12%
22	L	761	ALLIANZ INS GRP	84,100,996	1.45%	60.56%
23	L	869	MINNESOTA MUT GRP	83,760,419	1.44%	62.01%
24	L	468	AEGON US HOLDING GRP	81,224,860	1.40%	63.41%
25	L	176	STATE FARM GRP	80,552,396	1.39%	64.79%
26	L	306	TRUSTAGE GRP	78,125,423	1.35%	66.14%
27	L	330	AMERICAN FIDELITY CORP GRP	74,929,352	1.29%	67.43%
28	L	429	GUARDIAN LIFE GRP	74,036,625	1.27%	68.70%
29	L	904	JOHN HANCOCK GRP	72,325,073	1.25%	69.95%
30	L	290	GLOBE LIFE INC GRP	69,589,056	1.20%	71.14%
31	L	4832	VOYA FINANCIAL GRP	67,297,339	1.16%	72.30%
32	L	709	PACIFIC LIFE GRP	66,924,276	1.15%	73.46%
33	L	57541	MODERN WOODMEN OF AMER	60,924,826	1.05%	74.50%
34	L	4932	BRIGHTHOUSE HOLDINGS GRP	60,538,721	1.04%	75.55%
35	L	4965	EQUITABLE HOLDINGS INC GRP	58,088,642	1.00%	76.55%
36	L	4750	PRIMERICA GRP	47,407,731	0.82%	77.36%
37	L	836	WEST SOUTHERN GRP	46,360,743	0.80%	78.16%
38	L	769	GREAT WEST GRP	45,159,670	0.78%	78.94%
39	L	943	AMERITAS MUT HOLDING GRP	45,144,790	0.78%	79.72%
40	L	1348	MEIJI YASUDA LIFE INS GRP	43,806,381	0.75%	80.47%
41	L	520	NEW ERA LIFE GRP	37,037,966	0.64%	81.11%
42	L	458	DAI-ICHI LIFE HOLDINGS INC GRP	36,270,381	0.62%	81.73%
43	L	1216	TIAA FAMILY GRP	36,125,444	0.62%	82.35%
44	L	4925	KUVARE GRP	34,467,113	0.59%	82.95%
45	L	3098	TOKIO MARINE HOLDINGS INC GRP	34,217,023	0.59%	83.54%
46	L	619	ONEAMERICA FIN PARTNERS GRP	33,367,036	0.57%	84.11%
47	L	549	SUN LIFE FINANCIAL INC GRP	33,142,015	0.57%	84.68%
48	L	215	KEMPER CORP GRP	28,841,409	0.50%	85.18%
49	L	408	BROOKFIELD ASSET MGMT REINS PARTNERS	28,007,141	0.48%	85.66%
50	L	4888	STERLING FINANCIAL INS GRP INC	27,123,104	0.47%	86.13%
51	L	1117	MANHATTAN LIFE GRP	26,506,743	0.46%	86.58%
52	L	57320	WOODMEN WORLD LIFE INS SOC	25,900,353	0.45%	87.03%
53	L	91	HARTFORD FIRE & CAS GRP	25,570,832	0.44%	87.47%
54	L	2658	AMERICAN EQUITY INVESTMENT GRP	24,697,705	0.43%	87.89%
55	L	200	UNITED SERV AUTOMOBILE ASSN GRP	24,076,232	0.41%	88.31%
56	L	4855	SUMITOMO LIFE INS GRP	23,599,960	0.41%	88.72%
57	L	8	ALLSTATE INS GRP	23,059,060	0.40%	89.11%
58	L	88668	MUTUAL OF AMER LIFE INS CO	22,236,678	0.38%	89.50%
59	L	233	CNO FINANCIAL GRP	20,822,440	0.36%	89.85%
60	L	948	GULF GUARANTY GRP	20,646,870	0.36%	90.21%
61	L	4794	GROUP 1001 INS HOLDINGS GRP	20,594,825	0.35%	90.56%
62	L	4011	GENWORTH FIN GRP	20,142,632	0.35%	90.91%
63	L	4988	BAYVIEW ASSET MANAGEMENT GRP	19,173,526	0.33%	91.24%

Life Insurance Industry
Life/Health and Fraternal Insurers
2022 Market Share Report - Total Premium
Totals Life Ins, Annuity, Deposit Type Contracts, Other Considerations, and Accident & Health

Mississippi

Rank	Business Type	Group/ Company Code	Group/Company Name	Direct Written Premium	Market Share	Cumulative Market Share
64	L	4213	WILTON RE GRP	16,555,301	0.29%	91.53%
65	L	4824	ADVANTAGE CAPITAL GRP	15,386,594	0.26%	91.79%
66	L	367	PHYSICIANS MUT GRP	15,325,899	0.26%	92.05%
67	L	5	ALFA INS GRP	15,281,873	0.26%	92.32%
68	L	4736	GGC GRP	15,193,013	0.26%	92.58%
69	L	801	DIRECTORS INVESTMENT GRP	15,091,222	0.26%	92.84%
70	L	4718	TIPTREE FIN GRP	14,478,643	0.25%	93.09%
71	L	1211	NATIONAL GUARDIAN LIFE INS GRP	13,779,546	0.24%	93.33%
72	L	4947	PROSPERITY LIFE INS GRP	13,716,576	0.24%	93.56%
73	L	872	BANNER LIFE GRP	13,523,049	0.23%	93.79%
74	L	4	AMERIPRISE FIN GRP	13,208,261	0.23%	94.02%
75	L	4926	TALCOTT HOLDINGS GRP	12,897,750	0.22%	94.24%
76	L	4890	SBL HOLDINGS GRP	12,372,887	0.21%	94.46%
77	L	634	NATIONAL LIFE GRP	11,882,357	0.20%	94.66%
78	L	65927	LINCOLN HERITAGE LIFE INS CO	11,658,321	0.20%	94.86%
79	L	454	SECURITY NATL GRP	11,463,232	0.20%	95.06%
80	L	60445	SAGICOR LIFE INS CO	11,200,499	0.19%	95.25%
81	L	3436	LIBERTY LIFE GRP TRUST GRP	10,654,901	0.18%	95.44%
82	L	123	SHELTER INS GRP	10,330,199	0.18%	95.61%
83	L	661	BCBS OF SC GRP	10,267,188	0.18%	95.79%
84	L	315	INDUSTRIAL ALLIANCE GRP	9,873,563	0.17%	95.96%
85	L	62510	EQUITRUST LIFE INS CO	9,483,632	0.16%	96.12%
86	L	58068	INDEPENDENT ORDER OF FORESTERS US BR	7,631,820	0.13%	96.26%
87	L	850	PENN MUT GRP	7,564,803	0.13%	96.39%
88	L	5021	ONEMAIN HOLDINGS INC GRP	7,546,253	0.13%	96.52%
89	L	4941	NATIONAL WESTERN LIFE GRP	7,478,218	0.13%	96.64%
90	L	812	HIGHMARK GRP	7,418,270	0.13%	96.77%
91	L	641	FIRST TOWER GRP	7,369,808	0.13%	96.90%
92	L	65412	LIFE INS CO OF AL	6,154,697	0.11%	97.00%
93	L	5014	EVERLAKE HOLDINGS GRP	6,107,850	0.11%	97.11%
94	L	58033	KNIGHTS OF COLUMBUS	5,955,292	0.10%	97.21%
95	L	704	CONSTELLATION INS HOLDINGS GRP	5,610,238	0.10%	97.31%
96	L	56014	THRIVENT FINANCIAL FOR LUTHERANS	5,102,376	0.09%	97.40%
97	L	525	PAN AMER LIFE GRP	4,895,580	0.08%	97.48%
98	L	181	SWISS RE GRP	4,782,741	0.08%	97.56%
99	L	4853	AAA LIFE GRP	4,720,640	0.08%	97.64%
100	L	451	FIDELITY SECURITY GRP	4,647,020	0.08%	97.72%
101	L	1126	MISSISSIPPI INS GRP	4,588,589	0.08%	97.80%
102	L	588	KANSAS CITY LIFE INS GRP	4,448,325	0.08%	97.88%
103	L	169	SENTRY INS GRP	4,444,466	0.08%	97.96%
104	L	587	ATLANTIC AMER GRP	4,236,797	0.07%	98.03%
105	L	3527	AMERICAN ENTERPRISE MUT GRP	3,986,562	0.07%	98.10%
106	L	626	CHUBB LTD GRP	3,924,677	0.07%	98.17%
107	L	687	GUARANTEE TRUST GRP	3,898,966	0.07%	98.23%
108	L	212	ZURICH INS GRP	3,808,157	0.07%	98.30%
109	L	64505	HOMESTEADERS LIFE CO	3,788,887	0.07%	98.36%
110	L	77879	5 STAR LIFE INS CO	3,748,142	0.06%	98.43%
111	L	629	PLATEAU GRP	3,513,452	0.06%	98.49%
112	L	4903	CALTON HOLDINGS GRP	3,284,430	0.06%	98.55%
113	L	477	RENAISSANCE HLTH SERV CORP GRP	3,055,645	0.05%	98.60%
114	L	5016	AQUARIAN INS HOLDINGS GRP	2,847,882	0.05%	98.65%
115	L	98	WR BERKLEY CORP GRP	2,773,401	0.05%	98.69%
116	L	449	FINANCIAL HOLDINGS GRP	2,688,592	0.05%	98.74%
117	L	71404	CONTINENTAL GEN INS CO	2,593,362	0.04%	98.79%
118	L	4712	GPM LIFE GRP	2,558,851	0.04%	98.83%
119	L	7	FEDERATED MUT GRP	2,525,809	0.04%	98.87%
120	L	581	BOSTON MUT GRP	2,510,000	0.04%	98.92%
121	L	63290	FIDELITY LIFE ASSN A LEGAL RESERVE L	2,397,719	0.04%	98.96%
122	L	730	MEDICAL MUT OF OH GRP	2,354,302	0.04%	99.00%
123	L	61921	CITIZENS SECURITY LIFE INS CO	2,235,021	0.04%	99.04%
124	L	67180	OHIO STATE LIFE INS CO	2,133,284	0.04%	99.07%
125	L	276	TRUSTMARK MUT HOLDING CO GRP	2,094,629	0.04%	99.11%
			TOTAL	5,808,546,228	100.00%	100.00%

Life Insurance Industry
Life/Health and Fraternal Insurers
2022 Market Share Report - Total Premium
Totals Life Ins, Annuity, Deposit Type Contracts, Other Considerations, and Accident & Health

Missouri

Rank	Business Type	Group/ Company Code	Group/Company Name	Direct Written Premium	Market Share	Cumulative Market Share
1	L	709	PACIFIC LIFE GRP	1,807,458,624	9.47%	9.47%
2	L	707	UNITEDHEALTH GRP	1,555,015,184	8.15%	17.62%
3	L	12	AMERICAN INTL GRP	827,822,253	4.34%	21.96%
4	L	826	NEW YORK LIFE GRP	804,488,747	4.22%	26.18%
5	L	435	MASS MUT LIFE INS GRP	710,392,510	3.72%	29.90%
6	L	901	CIGNA HLTH GRP	705,917,407	3.70%	33.60%
7	L	31	BERKSHIRE HATHAWAY GRP	656,986,361	3.44%	37.04%
8	L	468	AEGON US HOLDING GRP	560,980,314	2.94%	39.98%
9	L	20	LINCOLN NATL GRP	524,330,391	2.75%	42.73%
10	L	241	METROPOLITAN GRP	518,805,261	2.72%	45.45%
11	L	304	PRUDENTIAL OF AMER GRP	498,793,303	2.61%	48.07%
12	L	4734	APOLLO GLOBAL MGMT GRP	483,667,328	2.53%	50.60%
13	L	1	CVS GRP	441,544,050	2.31%	52.92%
14	L	860	NORTHWESTERN MUT GRP	398,416,623	2.09%	55.00%
15	L	332	PRINCIPAL FIN GRP	391,250,734	2.05%	57.05%
16	L	619	ONEAMERICA FIN PARTNERS GRP	350,461,791	1.84%	58.89%
17	L	140	NATIONWIDE CORP GRP	340,961,466	1.79%	60.68%
18	L	3891	GLOBAL ATLANTIC GRP	336,170,998	1.76%	62.44%
19	L	458	DAI-ICHI LIFE HOLDINGS INC GRP	323,938,689	1.70%	64.14%
20	L	904	JOHN HANCOCK GRP	313,122,823	1.64%	65.78%
21	L	261	MUTUAL OF OMAHA GRP	303,539,893	1.59%	67.37%
22	L	4832	VOYA FINANCIAL GRP	274,762,378	1.44%	68.81%
23	L	761	ALLIANZ INS GRP	254,436,167	1.33%	70.14%
24	L	918	JACKSON NATL GRP	249,514,019	1.31%	71.45%
25	L	869	MINNESOTA MUT GRP	212,948,836	1.12%	72.57%
26	L	4855	SUMITOMO LIFE INS GRP	211,637,045	1.11%	73.68%
27	L	1216	TIAA FAMILY GRP	198,425,053	1.04%	74.72%
28	L	4965	EQUITABLE HOLDINGS INC GRP	183,192,179	0.96%	75.68%
29	L	769	GREAT WEST GRP	180,039,059	0.94%	76.62%
30	L	836	WEST SOUTHERN GRP	163,574,216	0.86%	77.48%
31	L	549	SUN LIFE FINANCIAL INC GRP	156,390,441	0.82%	78.30%
32	L	176	STATE FARM GRP	156,297,976	0.82%	79.12%
33	L	56014	THRIVENT FINANCIAL FOR LUTHERANS	155,155,558	0.81%	79.93%
34	L	431	SAMMONS ENTERPRISES GRP	148,648,450	0.78%	80.71%
35	L	4932	BRIGHTHOUSE HOLDINGS GRP	141,774,889	0.74%	81.45%
36	L	1348	MEIJI YASUDA LIFE INS GRP	140,508,673	0.74%	82.19%
37	L	565	UNUM GRP	137,651,653	0.72%	82.91%
38	L	3098	TOKIO MARINE HOLDINGS INC GRP	134,561,072	0.71%	83.61%
39	L	670	FIDELITY NATL FIN INC GRP	131,767,424	0.69%	84.31%
40	L	429	GUARDIAN LIFE GRP	127,857,621	0.67%	84.98%
41	L	4925	KUVARE GRP	125,520,783	0.66%	85.63%
42	L	233	CNO FINANCIAL GRP	117,598,240	0.62%	86.25%
43	L	2658	AMERICAN EQUITY INVESTMENT GRP	114,206,966	0.60%	86.85%
44	L	370	AFLAC GRP	109,248,506	0.57%	87.42%
45	L	91	HARTFORD FIRE & CAS GRP	95,307,872	0.50%	87.92%
46	L	4794	GROUP 1001 INS HOLDINGS GRP	91,993,253	0.48%	88.40%
47	L	8	ALLSTATE INS GRP	91,030,824	0.48%	88.88%
48	L	290	GLOBE LIFE INC GRP	84,445,386	0.44%	89.32%
49	L	4	AMERIPRISE FIN GRP	80,113,464	0.42%	89.74%
50	L	4890	SBL HOLDINGS GRP	76,125,590	0.40%	90.14%
51	L	4011	GENWORTH FIN GRP	73,086,208	0.38%	90.52%
52	L	200	UNITED SERV AUTOMOBILE ASSN GRP	72,359,181	0.38%	90.90%
53	L	58033	KNIGHTS OF COLUMBUS	59,790,428	0.31%	91.22%
54	L	212	ZURICH INS GRP	59,743,065	0.31%	91.53%
55	L	473	AMERICAN FAMILY INS GRP	57,959,734	0.30%	91.83%
56	L	306	TRUSTAGE GRP	56,909,176	0.30%	92.13%
57	L	943	AMERITAS MUT HOLDING GRP	54,408,882	0.29%	92.42%
58	L	4926	TALCOTT HOLDINGS GRP	50,582,080	0.27%	92.68%
59	L	4988	BAYVIEW ASSET MANAGEMENT GRP	50,067,654	0.26%	92.94%
60	L	514	MISSOURI FARM BUREAU GRP	48,567,893	0.25%	93.20%
61	L	872	BANNER LIFE GRP	46,578,050	0.24%	93.44%
62	L	588	KANSAS CITY LIFE INS GRP	46,253,414	0.24%	93.69%
63	L	408	BROOKFIELD ASSET MGMT REINS PARTNERS	45,618,953	0.24%	93.92%

Life Insurance Industry
Life/Health and Fraternal Insurers
2022 Market Share Report - Total Premium
Totals Life Ins, Annuity, Deposit Type Contracts, Other Considerations, and Accident & Health

Missouri

Rank	Business Type	Group/ Company Code	Group/Company Name	Direct Written Premium	Market Share	Cumulative Market Share
64	L	4888	STERLING FINANCIAL INS GRP INC	43,220,903	0.23%	94.15%
65	L	123	SHELTER INS GRP	40,386,422	0.21%	94.36%
66	L	4750	PRIMERICA GRP	39,866,781	0.21%	94.57%
67	L	169	SENTRY INS GRP	38,804,144	0.20%	94.78%
68	L	5038	MIDWEST HOLDINGS INC GRP	36,363,903	0.19%	94.97%
69	L	57541	MODERN WOODMEN OF AMER	33,597,887	0.18%	95.14%
70	L	62510	EQUITRUST LIFE INS CO	32,882,804	0.17%	95.31%
71	L	3527	AMERICAN ENTERPRISE MUT GRP	31,740,391	0.17%	95.48%
72	L	451	FIDELITY SECURITY GRP	30,339,694	0.16%	95.64%
73	L	4736	GGC GRP	28,693,202	0.15%	95.79%
74	L	60445	SAGICOR LIFE INS CO	27,504,952	0.14%	95.93%
75	L	850	PENN MUT GRP	27,119,746	0.14%	96.08%
76	L	330	AMERICAN FIDELITY CORP GRP	27,007,377	0.14%	96.22%
77	L	634	NATIONAL LIFE GRP	25,763,189	0.14%	96.35%
78	L	4941	NATIONAL WESTERN LIFE GRP	25,505,363	0.13%	96.49%
79	L	1117	MANHATTAN LIFE GRP	24,618,006	0.13%	96.62%
80	L	661	BCBS OF SC GRP	22,932,889	0.12%	96.74%
81	L	4824	ADVANTAGE CAPITAL GRP	20,373,118	0.11%	96.84%
82	L	4853	AAA LIFE GRP	19,961,493	0.10%	96.95%
83	L	626	CHUBB LTD GRP	19,909,056	0.10%	97.05%
84	L	88668	MUTUAL OF AMER LIFE INS CO	18,628,022	0.10%	97.15%
85	L	704	CONSTELLATION INS HOLDINGS GRP	18,124,994	0.09%	97.24%
86	L	449	FINANCIAL HOLDINGS GRP	17,456,309	0.09%	97.34%
87	L	1211	NATIONAL GUARDIAN LIFE INS GRP	17,372,477	0.09%	97.43%
88	L	98	WR BERKLEY CORP GRP	16,417,607	0.09%	97.51%
89	L	4922	ENTERPRISE INVESTMENTS GRP	16,376,974	0.09%	97.60%
90	L	4947	PROSPERITY LIFE INS GRP	14,893,092	0.08%	97.68%
91	L	671	ELEVANCE HLTH INC GRP	14,042,068	0.07%	97.75%
92	L	84174	ELCO MUT LIFE & ANN	13,900,195	0.07%	97.82%
93	L	687	GUARANTEE TRUST GRP	13,745,893	0.07%	97.89%
94	L	367	PHYSICIANS MUT GRP	13,310,486	0.07%	97.96%
95	L	7	FEDERATED MUT GRP	13,166,486	0.07%	98.03%
96	L	981	FIDELITY INVESTMENT INS & ANN GRP	12,952,368	0.07%	98.10%
97	L	67423	ASPIDA LIFE INS CO	12,788,333	0.07%	98.17%
98	L	525	PAN AMER LIFE GRP	12,101,541	0.06%	98.23%
99	L	50	COUNTRY INS & FIN SERV GRP	12,009,179	0.06%	98.29%
100	L	244	CINCINNATI FIN GRP	11,936,281	0.06%	98.36%
101	L	215	KEMPER CORP GRP	11,558,055	0.06%	98.42%
102	L	4992	RESOLUTION LIFE US HOLDINGS GRP	11,506,146	0.06%	98.48%
103	L	58068	INDEPENDENT ORDER OF FORESTERS US BR	9,853,725	0.05%	98.53%
104	L	64505	HOMESTEADERS LIFE CO	8,924,259	0.05%	98.58%
105	L	181	SWISS RE GRP	8,867,912	0.05%	98.62%
106	L	5016	AQUARIAN INS HOLDINGS GRP	8,206,688	0.04%	98.67%
107	L	315	INDUSTRIAL ALLIANCE GRP	8,159,770	0.04%	98.71%
108	L	812	HIGHMARK GRP	8,102,386	0.04%	98.75%
109	L	730	MEDICAL MUT OF OH GRP	7,992,729	0.04%	98.79%
110	L	574	AMERCO CORP GRP	7,945,659	0.04%	98.84%
111	L	65927	LINCOLN HERITAGE LIFE INS CO	7,693,009	0.04%	98.88%
112	L	5014	EVERLAKE HOLDINGS GRP	6,984,571	0.04%	98.91%
113	L	57770	CATHOLIC FRATERNAL LIFE	6,931,849	0.04%	98.95%
114	L	276	TRUSTMARK MUT HOLDING CO GRP	6,827,506	0.04%	98.98%
115	L	61921	CITIZENS SECURITY LIFE INS CO	6,586,594	0.03%	99.02%
116	L	4213	WILTON RE GRP	6,457,927	0.03%	99.05%
117	L	2858	HOMESHIELD CAPITAL GRP	6,433,317	0.03%	99.09%
118	L	801	DIRECTORS INVESTMENT GRP	6,280,300	0.03%	99.12%
119	L	4862	ASSURITY GRP	5,835,097	0.03%	99.15%
120	L	300	HORACE MANN GRP	5,699,208	0.03%	99.18%
121	L	581	BOSTON MUT GRP	5,691,027	0.03%	99.21%
122	L	69132	STATE MUT INS CO	5,476,074	0.03%	99.24%
123	L	57711	WESTERN CATHOLIC UNION	5,400,605	0.03%	99.27%
124	L	60216	AMALGAMATED LIFE INS CO	5,156,217	0.03%	99.29%
125	L	280	AUTO OWNERS GRP	4,957,237	0.03%	99.32%
			TOTAL	19,079,927,400	100.00%	100.00%

Life Insurance Industry
Life/Health and Fraternal Insurers
2022 Market Share Report - Total Premium
Totals Life Ins, Annuity, Deposit Type Contracts, Other Considerations, and Accident & Health

Montana

Rank	Business Type	Group/ Company Code	Group/Company Name	Direct Written Premium	Market Share	Cumulative Market Share
1	L	304	PRUDENTIAL OF AMER GRP	139,096,641	7.80%	7.80%
2	L	826	NEW YORK LIFE GRP	110,135,823	6.17%	13.97%
3	L	707	UNITEDHEALTH GRP	72,904,695	4.09%	18.06%
4	L	860	NORTHWESTERN MUT GRP	65,124,936	3.65%	21.71%
5	L	435	MASS MUT LIFE INS GRP	62,986,713	3.53%	25.24%
6	L	20	LINCOLN NATL GRP	56,094,638	3.14%	28.38%
7	L	901	CIGNA HLTH GRP	52,478,917	2.94%	31.33%
8	L	1	CVS GRP	49,484,921	2.77%	34.10%
9	L	56014	THRIVENT FINANCIAL FOR LUTHERANS	47,618,897	2.67%	36.77%
10	L	904	JOHN HANCOCK GRP	46,486,082	2.61%	39.38%
11	L	12	AMERICAN INTL GRP	41,107,500	2.30%	41.68%
12	L	140	NATIONWIDE CORP GRP	40,532,718	2.27%	43.95%
13	L	4734	APOLLO GLOBAL MGMT GRP	37,392,873	2.10%	46.05%
14	L	332	PRINCIPAL FIN GRP	35,968,317	2.02%	48.06%
15	L	261	MUTUAL OF OMAHA GRP	35,233,377	1.98%	50.04%
16	L	241	METROPOLITAN GRP	34,168,642	1.92%	51.96%
17	L	431	SAMMONS ENTERPRISES GRP	32,335,533	1.81%	53.77%
18	L	429	GUARDIAN LIFE GRP	32,305,074	1.81%	55.58%
19	L	370	AFLAC GRP	32,096,986	1.80%	57.38%
20	L	513	IOWA FARM BUREAU GRP	31,234,542	1.75%	59.13%
21	L	468	AEGON US HOLDING GRP	31,177,107	1.75%	60.88%
22	L	918	JACKSON NATL GRP	30,955,173	1.74%	62.61%
23	L	761	ALLIANZ INS GRP	25,814,165	1.45%	64.06%
24	L	176	STATE FARM GRP	23,511,017	1.32%	65.38%
25	L	4832	VOYA FINANCIAL GRP	23,454,339	1.31%	66.69%
26	L	836	WEST SOUTHERN GRP	21,918,205	1.23%	67.92%
27	L	565	UNUM GRP	19,927,241	1.12%	69.04%
28	L	709	PACIFIC LIFE GRP	19,841,547	1.11%	70.15%
29	L	3098	TOKIO MARINE HOLDINGS INC GRP	19,332,218	1.08%	71.23%
30	L	4932	BRIGHTHOUSE HOLDINGS GRP	18,697,966	1.05%	72.28%
31	L	670	FIDELITY NATL FIN INC GRP	18,547,710	1.04%	73.32%
32	L	869	MINNESOTA MUT GRP	18,508,814	1.04%	74.36%
33	L	233	CNO FINANCIAL GRP	17,880,413	1.00%	75.36%
34	L	200	UNITED SERV AUTOMOBILE ASSN GRP	17,719,979	0.99%	76.35%
35	L	290	GLOBE LIFE INC GRP	17,557,679	0.98%	77.34%
36	L	1348	MEIJI YASUDA LIFE INS GRP	16,451,460	0.92%	78.26%
37	L	769	GREAT WEST GRP	16,354,582	0.92%	79.18%
38	L	4855	SUMITOMO LIFE INS GRP	15,833,287	0.89%	80.07%
39	L	1216	TIAA FAMILY GRP	12,810,901	0.72%	80.78%
40	L	4965	EQUITABLE HOLDINGS INC GRP	12,347,486	0.69%	81.48%
41	L	458	DAI-ICHI LIFE HOLDINGS INC GRP	12,211,035	0.68%	82.16%
42	L	91	HARTFORD FIRE & CAS GRP	11,649,174	0.65%	82.81%
43	L	306	TRUSTAGE GRP	11,566,265	0.65%	83.46%
44	L	4926	TALCOTT HOLDINGS GRP	10,733,511	0.60%	84.06%
45	L	549	SUN LIFE FINANCIAL INC GRP	10,544,981	0.59%	84.65%
46	L	850	PENN MUT GRP	10,125,900	0.57%	85.22%
47	L	4011	GENWORTH FIN GRP	9,998,550	0.56%	85.78%
48	L	4	AMERIPRISE FIN GRP	9,391,898	0.53%	86.31%
49	L	3891	GLOBAL ATLANTIC GRP	9,208,073	0.52%	86.83%
50	L	2658	AMERICAN EQUITY INVESTMENT GRP	8,784,010	0.49%	87.32%
51	L	4794	GROUP 1001 INS HOLDINGS GRP	8,752,537	0.49%	87.81%
52	L	1117	MANHATTAN LIFE GRP	8,560,466	0.48%	88.29%
53	L	8	ALLSTATE INS GRP	8,454,012	0.47%	88.76%
54	L	98	WR BERKLEY CORP GRP	8,009,105	0.45%	89.21%
55	L	634	NATIONAL LIFE GRP	7,684,834	0.43%	89.64%
56	L	212	ZURICH INS GRP	7,517,302	0.42%	90.06%
57	L	4736	GGC GRP	7,365,215	0.41%	90.48%
58	L	943	AMERITAS MUT HOLDING GRP	7,110,618	0.40%	90.88%
59	L	661	BCBS OF SC GRP	6,876,039	0.39%	91.26%
60	L	4988	BAYVIEW ASSET MANAGEMENT GRP	6,416,838	0.36%	91.62%
61	L	917	HCSC GRP	6,057,887	0.34%	91.96%
62	L	169	SENTRY INS GRP	5,568,388	0.31%	92.27%
63	L	1211	NATIONAL GUARDIAN LIFE INS GRP	5,382,530	0.30%	92.57%

Life Insurance Industry
Life/Health and Fraternal Insurers
2022 Market Share Report - Total Premium
Totals Life Ins, Annuity, Deposit Type Contracts, Other Considerations, and Accident & Health

Montana

Rank	Business Type	Group/ Company Code	Group/Company Name	Direct Written Premium	Market Share	Cumulative Market Share
64	L	408	BROOKFIELD ASSET MGMT REINS PARTNERS	5,295,204	0.30%	92.87%
65	L	4824	ADVANTAGE CAPITAL GRP	5,260,131	0.29%	93.17%
66	L	330	AMERICAN FIDELITY CORP GRP	5,056,468	0.28%	93.45%
67	L	619	ONEAMERICA FIN PARTNERS GRP	4,657,021	0.26%	93.71%
68	L	4922	ENTERPRISE INVESTMENTS GRP	4,624,800	0.26%	93.97%
69	L	62510	EQUITRUST LIFE INS CO	4,343,424	0.24%	94.21%
70	L	872	BANNER LIFE GRP	4,100,933	0.23%	94.44%
71	L	58033	KNIGHTS OF COLUMBUS	3,896,949	0.22%	94.66%
72	L	4853	AAA LIFE GRP	3,740,003	0.21%	94.87%
73	L	704	CONSTELLATION INS HOLDINGS GRP	3,672,646	0.21%	95.08%
74	L	4750	PRIMERICA GRP	3,544,759	0.20%	95.28%
75	L	4925	KUVARE GRP	3,420,002	0.19%	95.47%
76	L	449	FINANCIAL HOLDINGS GRP	3,124,002	0.18%	95.64%
77	L	71471	ABILITY INS CO	3,108,301	0.17%	95.82%
78	L	3527	AMERICAN ENTERPRISE MUT GRP	2,961,454	0.17%	95.98%
79	L	244	CINCINNATI FIN GRP	2,922,829	0.16%	96.15%
80	L	58068	INDEPENDENT ORDER OF FORESTERS US BR	2,848,501	0.16%	96.31%
81	L	276	TRUSTMARK MUT HOLDING CO GRP	2,708,067	0.15%	96.46%
82	L	4890	SBL HOLDINGS GRP	2,658,216	0.15%	96.61%
83	L	981	FIDELITY INVESTMENT INS & ANN GRP	2,621,136	0.15%	96.75%
84	L	56499	ASSURED LIFE ASSN	2,392,198	0.13%	96.89%
85	L	4903	CALTON HOLDINGS GRP	2,302,504	0.13%	97.02%
86	L	626	CHUBB LTD GRP	2,261,571	0.13%	97.14%
87	L	4888	STERLING FINANCIAL INS GRP INC	2,208,176	0.12%	97.27%
88	L	801	DIRECTORS INVESTMENT GRP	2,169,534	0.12%	97.39%
89	L	5038	MIDWEST HOLDINGS INC GRP	2,140,047	0.12%	97.51%
90	L	300	HORACE MANN GRP	2,074,542	0.12%	97.63%
91	L	88668	MUTUAL OF AMER LIFE INS CO	2,008,571	0.11%	97.74%
92	L	588	KANSAS CITY LIFE INS GRP	1,871,101	0.10%	97.84%
93	L	525	PAN AMER LIFE GRP	1,839,701	0.10%	97.95%
94	L	64505	HOMESTEADERS LIFE CO	1,747,805	0.10%	98.04%
95	L	5014	EVERLAKE HOLDINGS GRP	1,616,146	0.09%	98.13%
96	L	812	HIGHMARK GRP	1,354,214	0.08%	98.21%
97	L	181	SWISS RE GRP	1,301,497	0.07%	98.28%
98	L	690	CENTRAL STATES GRP	1,217,723	0.07%	98.35%
99	L	4712	GPM LIFE GRP	1,214,019	0.07%	98.42%
100	L	587	ATLANTIC AMER GRP	1,144,053	0.06%	98.48%
101	L	90638	BEST LIFE & HLTH INS CO	1,123,512	0.06%	98.55%
102	L	4844	LIA HOLDINGS GRP	1,121,826	0.06%	98.61%
103	L	2878	UNITED HERITAGE MUT GRP	1,107,486	0.06%	98.67%
104	L	4862	ASSURITY GRP	1,027,396	0.06%	98.73%
105	L	5021	ONEMAIN HOLDINGS INC GRP	979,306	0.05%	98.78%
106	L	876	ARKANSAS BCBS GRP	864,101	0.05%	98.83%
107	L	67423	ASPIDA LIFE INS CO	861,000	0.05%	98.88%
108	L	4992	RESOLUTION LIFE US HOLDINGS GRP	855,507	0.05%	98.93%
109	L	574	AMERCO CORP GRP	855,328	0.05%	98.98%
110	L	69272	IBEXIS LIFE & ANN INS CO	809,874	0.05%	99.02%
111	L	93521	GRANULAR INS CO	706,554	0.04%	99.06%
112	L	4947	PROSPERITY LIFE INS GRP	705,453	0.04%	99.10%
113	L	56383	ORDER OF UNITED COMMERCIAL TRAVELERS	701,311	0.04%	99.14%
114	L	3436	LIBERTY LIFE GRP TRUST GRP	681,183	0.04%	99.18%
115	L	77879	5 STAR LIFE INS CO	629,349	0.04%	99.21%
116	L	4213	WILTON RE GRP	619,257	0.03%	99.25%
117	L	4941	NATIONAL WESTERN LIFE GRP	614,248	0.03%	99.28%
118	L	367	PHYSICIANS MUT GRP	589,660	0.03%	99.32%
119	L	50	COUNTRY INS & FIN SERV GRP	529,406	0.03%	99.35%
120	L	7	FEDERATED MUT GRP	523,922	0.03%	99.38%
121	L	2858	HOMESHIELD CAPITAL GRP	520,494	0.03%	99.40%
122	L	451	FIDELITY SECURITY GRP	501,406	0.03%	99.43%
123	L	65927	LINCOLN HERITAGE LIFE INS CO	500,112	0.03%	99.46%
124	L	60445	SAGICOR LIFE INS CO	471,262	0.03%	99.49%
125	L	71404	CONTINENTAL GEN INS CO	446,460	0.03%	99.51%
			TOTAL	1,783,874,972	100.00%	100.00%

Life Insurance Industry
Life/Health and Fraternal Insurers
2022 Market Share Report - Total Premium
Totals Life Ins, Annuity, Deposit Type Contracts, Other Considerations, and Accident & Health

Nebraska

Rank	Business Type	Group/ Company Code	Group/Company Name	Direct Written Premium	Market Share	Cumulative Market Share
1	L	261	MUTUAL OF OMAHA GRP	554,468,639	8.76%	8.76%
2	L	435	MASS MUT LIFE INS GRP	485,140,261	7.67%	16.43%
3	L	707	UNITEDHEALTH GRP	323,313,907	5.11%	21.54%
4	L	943	AMERITAS MUT HOLDING GRP	254,296,838	4.02%	25.56%
5	L	860	NORTHWESTERN MUT GRP	215,076,551	3.40%	28.96%
6	L	332	PRINCIPAL FIN GRP	206,481,492	3.26%	32.23%
7	L	20	LINCOLN NATL GRP	194,004,538	3.07%	35.29%
8	L	826	NEW YORK LIFE GRP	182,087,668	2.88%	38.17%
9	L	904	JOHN HANCOCK GRP	157,412,858	2.49%	40.66%
10	L	1	CVS GRP	141,806,338	2.24%	42.90%
11	L	56014	THRIVENT FINANCIAL FOR LUTHERANS	139,261,768	2.20%	45.10%
12	L	304	PRUDENTIAL OF AMER GRP	139,161,204	2.20%	47.30%
13	L	4832	VOYA FINANCIAL GRP	135,797,715	2.15%	49.45%
14	L	241	METROPOLITAN GRP	135,715,966	2.15%	51.59%
15	L	140	NATIONWIDE CORP GRP	130,229,031	2.06%	53.65%
16	L	709	PACIFIC LIFE GRP	112,507,121	1.78%	55.43%
17	L	761	ALLIANZ INS GRP	108,988,969	1.72%	57.15%
18	L	4965	EQUITABLE HOLDINGS INC GRP	108,949,565	1.72%	58.88%
19	L	458	DAI-ICHI LIFE HOLDINGS INC GRP	103,179,541	1.63%	60.51%
20	L	918	JACKSON NATL GRP	97,739,669	1.54%	62.05%
21	L	4734	APOLLO GLOBAL MGMT GRP	90,907,990	1.44%	63.49%
22	L	431	SAMMONS ENTERPRISES GRP	83,534,864	1.32%	64.81%
23	L	1216	TIAA FAMILY GRP	79,841,256	1.26%	66.07%
24	L	619	ONEAMERICA FIN PARTNERS GRP	70,746,614	1.12%	67.19%
25	L	233	CNO FINANCIAL GRP	70,593,983	1.12%	68.31%
26	L	869	MINNESOTA MUT GRP	67,817,575	1.07%	69.38%
27	L	549	SUN LIFE FINANCIAL INC GRP	66,069,774	1.04%	70.42%
28	L	3891	GLOBAL ATLANTIC GRP	65,334,505	1.03%	71.46%
29	L	4888	STERLING FINANCIAL INS GRP INC	57,685,321	0.91%	72.37%
30	L	12	AMERICAN INTL GRP	55,097,144	0.87%	73.24%
31	L	565	UNUM GRP	53,592,842	0.85%	74.09%
32	L	513	IOWA FARM BUREAU GRP	53,092,405	0.84%	74.92%
33	L	812	HIGHMARK GRP	52,951,905	0.84%	75.76%
34	L	176	STATE FARM GRP	51,643,601	0.82%	76.58%
35	L	3098	TOKIO MARINE HOLDINGS INC GRP	49,446,428	0.78%	77.36%
36	L	58033	KNIGHTS OF COLUMBUS	49,354,181	0.78%	78.14%
37	L	4	AMERIPRISE FIN GRP	45,894,351	0.73%	78.87%
38	L	370	AFLAC GRP	45,859,746	0.72%	79.59%
39	L	4925	KUVARE GRP	43,653,382	0.69%	80.28%
40	L	4932	BRIGHTHOUSE HOLDINGS GRP	43,377,365	0.69%	80.97%
41	L	670	FIDELITY NATL FIN INC GRP	43,325,983	0.68%	81.65%
42	L	901	CIGNA HLTH GRP	43,171,380	0.68%	82.33%
43	L	468	AEGON US HOLDING GRP	43,003,410	0.68%	83.01%
44	L	4011	GENWORTH FIN GRP	41,659,475	0.66%	83.67%
45	L	836	WEST SOUTHERN GRP	37,470,189	0.59%	84.26%
46	L	91	HARTFORD FIRE & CAS GRP	34,986,282	0.55%	84.82%
47	L	4966	INSURANCE CAPITAL GRP	34,499,898	0.55%	85.36%
48	L	367	PHYSICIANS MUT GRP	32,390,219	0.51%	85.87%
49	L	290	GLOBE LIFE INC GRP	31,189,118	0.49%	86.37%
50	L	8	ALLSTATE INS GRP	30,794,665	0.49%	86.85%
51	L	4988	BAYVIEW ASSET MANAGEMENT GRP	29,812,188	0.47%	87.33%
52	L	429	GUARDIAN LIFE GRP	26,517,511	0.42%	87.74%
53	L	4736	GGC GRP	26,075,464	0.41%	88.16%
54	L	4941	NATIONAL WESTERN LIFE GRP	25,651,737	0.41%	88.56%
55	L	4855	SUMITOMO LIFE INS GRP	25,641,828	0.41%	88.97%
56	L	1348	MEIJI YASUDA LIFE INS GRP	25,391,776	0.40%	89.37%
57	L	4890	SBL HOLDINGS GRP	24,705,762	0.39%	89.76%
58	L	687	GUARANTEE TRUST GRP	21,976,806	0.35%	90.11%
59	L	4794	GROUP 1001 INS HOLDINGS GRP	21,867,056	0.35%	90.45%
60	L	3527	AMERICAN ENTERPRISE MUT GRP	21,443,420	0.34%	90.79%
61	L	306	TRUSTAGE GRP	20,552,568	0.32%	91.12%
62	L	4862	ASSURITY GRP	18,685,443	0.30%	91.41%
63	L	64505	HOMESTEADERS LIFE CO	17,669,206	0.28%	91.69%

Life Insurance Industry
Life/Health and Fraternal Insurers
2022 Market Share Report - Total Premium
Totals Life Ins, Annuity, Deposit Type Contracts, Other Considerations, and Accident & Health

Nebraska

Rank	Business Type	Group/ Company Code	Group/Company Name	Direct Written Premium	Market Share	Cumulative Market Share
64	L	300	HORACE MANN GRP	17,252,898	0.27%	91.96%
65	L	4824	ADVANTAGE CAPITAL GRP	16,634,077	0.26%	92.23%
66	L	2658	AMERICAN EQUITY INVESTMENT GRP	16,612,440	0.26%	92.49%
67	L	98	WR BERKLEY CORP GRP	16,087,690	0.25%	92.74%
68	L	704	CONSTELLATION INS HOLDINGS GRP	15,529,890	0.25%	92.99%
69	L	5038	MIDWEST HOLDINGS INC GRP	15,192,872	0.24%	93.23%
70	L	200	UNITED SERV AUTOMOBILE ASSN GRP	14,674,894	0.23%	93.46%
71	L	473	AMERICAN FAMILY INS GRP	14,614,078	0.23%	93.69%
72	L	525	PAN AMER LIFE GRP	13,679,163	0.22%	93.91%
73	L	1117	MANHATTAN LIFE GRP	13,262,228	0.21%	94.12%
74	L	84174	ELCO MUT LIFE & ANN	12,617,317	0.20%	94.32%
75	L	872	BANNER LIFE GRP	12,109,641	0.19%	94.51%
76	L	4926	TALCOTT HOLDINGS GRP	12,021,216	0.19%	94.70%
77	L	451	FIDELITY SECURITY GRP	11,249,219	0.18%	94.88%
78	L	4750	PRIMERICA GRP	10,869,514	0.17%	95.05%
79	L	60445	SAGICOR LIFE INS CO	10,638,122	0.17%	95.22%
80	L	587	ATLANTIC AMER GRP	10,519,760	0.17%	95.38%
81	L	850	PENN MUT GRP	10,060,703	0.16%	95.54%
82	L	661	BCBS OF SC GRP	9,993,688	0.16%	95.70%
83	L	634	NATIONAL LIFE GRP	9,955,590	0.16%	95.86%
84	L	62510	EQUITRUST LIFE INS CO	9,354,072	0.15%	96.00%
85	L	449	FINANCIAL HOLDINGS GRP	9,126,855	0.14%	96.15%
86	L	769	GREAT WEST GRP	8,857,704	0.14%	96.29%
87	L	212	ZURICH INS GRP	8,766,178	0.14%	96.43%
88	L	3436	LIBERTY LIFE GRP TRUST GRP	8,762,008	0.14%	96.57%
89	L	588	KANSAS CITY LIFE INS GRP	8,102,493	0.13%	96.69%
90	L	69132	STATE MUT INS CO	7,853,739	0.12%	96.82%
91	L	57487	CATHOLIC ORDER OF FORESTERS	7,845,988	0.12%	96.94%
92	L	71471	ABILITY INS CO	7,089,743	0.11%	97.05%
93	L	981	FIDELITY INVESTMENT INS & ANN GRP	6,956,245	0.11%	97.16%
94	L	330	AMERICAN FIDELITY CORP GRP	6,709,407	0.11%	97.27%
95	L	56332	FIRST CATH SLOVAK LADIES ASSN USA	6,634,905	0.10%	97.38%
96	L	408	BROOKFIELD ASSET MGMT REINS PARTNERS	6,476,389	0.10%	97.48%
97	L	181	SWISS RE GRP	6,423,623	0.10%	97.58%
98	L	626	CHUBB LTD GRP	5,974,662	0.09%	97.67%
99	L	57541	MODERN WOODMEN OF AMER	5,784,617	0.09%	97.77%
100	L	71404	CONTINENTAL GEN INS CO	5,329,929	0.08%	97.85%
101	L	4853	AAA LIFE GRP	4,982,634	0.08%	97.93%
102	L	123	SHELTER INS GRP	4,894,139	0.08%	98.01%
103	L	4947	PROSPERITY LIFE INS GRP	4,530,508	0.07%	98.08%
104	L	574	AMERCO CORP GRP	4,437,854	0.07%	98.15%
105	L	7	FEDERATED MUT GRP	4,138,726	0.07%	98.21%
106	L	67423	ASPIDA LIFE INS CO	4,106,428	0.06%	98.28%
107	L	1211	NATIONAL GUARDIAN LIFE INS GRP	4,051,170	0.06%	98.34%
108	L	2878	UNITED HERITAGE MUT GRP	3,972,845	0.06%	98.40%
109	L	62928	EMC NATL LIFE CO	3,792,960	0.06%	98.46%
110	L	57320	WOODMEN WORLD LIFE INS SOC	3,693,161	0.06%	98.52%
111	L	57010	WILLIAM PENN ASSN	3,394,226	0.05%	98.58%
112	L	244	CINCINNATI FIN GRP	3,367,867	0.05%	98.63%
113	L	690	CENTRAL STATES GRP	3,232,460	0.05%	98.68%
114	L	11121	UNIFIED LIFE INS CO	3,182,286	0.05%	98.73%
115	L	88668	MUTUAL OF AMER LIFE INS CO	2,907,487	0.05%	98.78%
116	L	56383	ORDER OF UNITED COMMERCIAL TRAVELERS	2,846,539	0.04%	98.82%
117	L	5016	AQUARIAN INS HOLDINGS GRP	2,771,276	0.04%	98.87%
118	L	58068	INDEPENDENT ORDER OF FORESTERS US BR	2,759,282	0.04%	98.91%
119	L	93521	GRANULAR INS CO	2,752,289	0.04%	98.95%
120	L	280	AUTO OWNERS GRP	2,734,008	0.04%	99.00%
121	L	5014	EVERLAKE HOLDINGS GRP	2,603,493	0.04%	99.04%
122	L	276	TRUSTMARK MUT HOLDING CO GRP	2,593,580	0.04%	99.08%
123	L	67180	OHIO STATE LIFE INS CO	2,584,785	0.04%	99.12%
124	L	57770	CATHOLIC FRATERNAL LIFE	2,437,441	0.04%	99.16%
125	L	4992	RESOLUTION LIFE US HOLDINGS GRP	2,254,108	0.04%	99.19%
			TOTAL	6,326,261,239	100.00%	100.00%

Life Insurance Industry
Life/Health and Fraternal Insurers
2022 Market Share Report - Total Premium
Totals Life Ins, Annuity, Deposit Type Contracts, Other Considerations, and Accident & Health

Nevada

Rank	Business Type	Group/ Company Code	Group/Company Name	Direct Written Premium	Market Share	Cumulative Market Share
1	L	20	LINCOLN NATL GRP	585,334,605	8.04%	8.04%
2	L	707	UNITEDHEALTH GRP	444,654,817	6.11%	14.15%
3	L	304	PRUDENTIAL OF AMER GRP	420,162,318	5.77%	19.93%
4	L	1	CVS GRP	413,836,878	5.69%	25.62%
5	L	670	FIDELITY NATL FIN INC GRP	297,818,414	4.09%	29.71%
6	L	826	NEW YORK LIFE GRP	279,949,902	3.85%	33.56%
7	L	435	MASS MUT LIFE INS GRP	251,946,487	3.46%	37.02%
8	L	241	METROPOLITAN GRP	215,921,779	2.97%	39.99%
9	L	901	CIGNA HLTH GRP	212,286,164	2.92%	42.90%
10	L	634	NATIONAL LIFE GRP	204,613,281	2.81%	45.71%
11	L	4734	APOLLO GLOBAL MGMT GRP	204,345,644	2.81%	48.52%
12	L	12	AMERICAN INTL GRP	186,349,437	2.56%	51.08%
13	L	904	JOHN HANCOCK GRP	159,588,875	2.19%	53.28%
14	L	709	PACIFIC LIFE GRP	158,748,326	2.18%	55.46%
15	L	761	ALLIANZ INS GRP	154,285,990	2.12%	57.58%
16	L	140	NATIONWIDE CORP GRP	152,640,427	2.10%	59.68%
17	L	918	JACKSON NATL GRP	150,910,928	2.07%	61.75%
18	L	4832	VOYA FINANCIAL GRP	135,221,190	1.86%	63.61%
19	L	4965	EQUITABLE HOLDINGS INC GRP	116,441,355	1.60%	65.21%
20	L	431	SAMMONS ENTERPRISES GRP	109,438,247	1.50%	66.71%
21	L	4932	BRIGHTHOUSE HOLDINGS GRP	100,920,202	1.39%	68.10%
22	L	332	PRINCIPAL FIN GRP	97,803,564	1.34%	69.44%
23	L	429	GUARDIAN LIFE GRP	95,213,747	1.31%	70.75%
24	L	3891	GLOBAL ATLANTIC GRP	93,790,919	1.29%	72.04%
25	L	468	AEGON US HOLDING GRP	91,457,105	1.26%	73.30%
26	L	869	MINNESOTA MUT GRP	90,369,485	1.24%	74.54%
27	L	1216	TIAA FAMILY GRP	85,345,064	1.17%	75.71%
28	L	860	NORTHWESTERN MUT GRP	78,897,642	1.08%	76.80%
29	L	1348	MEIJI YASUDA LIFE INS GRP	72,448,398	1.00%	77.79%
30	L	4855	SUMITOMO LIFE INS GRP	71,632,283	0.98%	78.78%
31	L	200	UNITED SERV AUTOMOBILE ASSN GRP	67,287,136	0.92%	79.70%
32	L	836	WEST SOUTHERN GRP	67,196,609	0.92%	80.63%
33	L	261	MUTUAL OF OMAHA GRP	66,694,646	0.92%	81.54%
34	L	176	STATE FARM GRP	59,874,107	0.82%	82.36%
35	L	4	AMERIPRISE FIN GRP	59,568,689	0.82%	83.18%
36	L	769	GREAT WEST GRP	55,349,518	0.76%	83.94%
37	L	4890	SBL HOLDINGS GRP	50,982,107	0.70%	84.64%
38	L	370	AFLAC GRP	47,532,927	0.65%	85.30%
39	L	565	UNUM GRP	44,187,090	0.61%	85.90%
40	L	549	SUN LIFE FINANCIAL INC GRP	42,988,456	0.59%	86.50%
41	L	850	PENN MUT GRP	42,604,107	0.59%	87.08%
42	L	943	AMERITAS MUT HOLDING GRP	41,569,356	0.57%	87.65%
43	L	330	AMERICAN FIDELITY CORP GRP	38,870,197	0.53%	88.19%
44	L	458	DAI-ICHI LIFE HOLDINGS INC GRP	37,148,514	0.51%	88.70%
45	L	212	ZURICH INS GRP	32,944,033	0.45%	89.15%
46	L	4750	PRIMERICA GRP	32,463,567	0.45%	89.60%
47	L	306	TRUSTAGE GRP	32,311,400	0.44%	90.04%
48	L	408	BROOKFIELD ASSET MGMT REINS PARTNERS	31,821,394	0.44%	90.48%
49	L	91	HARTFORD FIRE & CAS GRP	31,441,388	0.43%	90.91%
50	L	290	GLOBE LIFE INC GRP	29,801,170	0.41%	91.32%
51	L	4925	KUVARE GRP	26,520,298	0.36%	91.68%
52	L	4794	GROUP 1001 INS HOLDINGS GRP	24,209,759	0.33%	92.02%
53	L	4926	TALCOTT HOLDINGS GRP	22,875,668	0.31%	92.33%
54	L	4011	GENWORTH FIN GRP	22,463,451	0.31%	92.64%
55	L	4888	STERLING FINANCIAL INS GRP INC	20,679,101	0.28%	92.92%
56	L	4824	ADVANTAGE CAPITAL GRP	19,109,679	0.26%	93.19%
57	L	56014	THRIVENT FINANCIAL FOR LUTHERANS	19,010,651	0.26%	93.45%
58	L	449	FINANCIAL HOLDINGS GRP	19,010,468	0.26%	93.71%
59	L	872	BANNER LIFE GRP	17,607,067	0.24%	93.95%
60	L	3098	TOKIO MARINE HOLDINGS INC GRP	17,385,761	0.24%	94.19%
61	L	233	CNO FINANCIAL GRP	16,547,152	0.23%	94.42%
62	L	619	ONEAMERICA FIN PARTNERS GRP	16,527,931	0.23%	94.64%
63	L	88668	MUTUAL OF AMER LIFE INS CO	16,140,897	0.22%	94.87%

Life Insurance Industry
Life/Health and Fraternal Insurers
2022 Market Share Report - Total Premium
Totals Life Ins, Annuity, Deposit Type Contracts, Other Considerations, and Accident & Health

Nevada

Rank	Business Type	Group/ Company Code	Group/Company Name	Direct Written Premium	Market Share	Cumulative Market Share
64	L	62510	EQUITRUST LIFE INS CO	14,985,277	0.21%	95.07%
65	L	4853	AAA LIFE GRP	14,489,926	0.20%	95.27%
66	L	300	HORACE MANN GRP	14,321,687	0.20%	95.47%
67	L	5038	MIDWEST HOLDINGS INC GRP	13,659,955	0.19%	95.66%
68	L	4988	BAYVIEW ASSET MANAGEMENT GRP	12,860,635	0.18%	95.83%
69	L	671	ELEVANCE HLTH INC GRP	12,543,006	0.17%	96.00%
70	L	2658	AMERICAN EQUITY INVESTMENT GRP	12,008,539	0.17%	96.17%
71	L	50	COUNTRY INS & FIN SERV GRP	10,931,730	0.15%	96.32%
72	L	60445	SAGICOR LIFE INS CO	10,335,476	0.14%	96.46%
73	L	781	UNION LABOR GRP	10,259,178	0.14%	96.60%
74	L	581	BOSTON MUT GRP	10,194,322	0.14%	96.74%
75	L	8	ALLSTATE INS GRP	10,161,230	0.14%	96.88%
76	L	588	KANSAS CITY LIFE INS GRP	10,028,106	0.14%	97.02%
77	L	5014	EVERLAKE HOLDINGS GRP	9,306,271	0.13%	97.15%
78	L	574	AMERCO CORP GRP	8,841,958	0.12%	97.27%
79	L	981	FIDELITY INVESTMENT INS & ANN GRP	8,545,384	0.12%	97.39%
80	L	4736	GGC GRP	8,447,611	0.12%	97.50%
81	L	367	PHYSICIANS MUT GRP	8,358,760	0.11%	97.62%
82	L	477	RENAISSANCE HLTH SERV CORP GRP	7,727,069	0.11%	97.72%
83	L	4992	RESOLUTION LIFE US HOLDINGS GRP	7,295,124	0.10%	97.82%
84	L	451	FIDELITY SECURITY GRP	7,100,173	0.10%	97.92%
85	L	473	AMERICAN FAMILY INS GRP	6,781,759	0.09%	98.02%
86	L	1117	MANHATTAN LIFE GRP	6,728,450	0.09%	98.11%
87	L	4213	WILTON RE GRP	6,649,312	0.09%	98.20%
88	L	58033	KNIGHTS OF COLUMBUS	6,594,017	0.09%	98.29%
89	L	812	HIGHMARK GRP	6,064,437	0.08%	98.37%
90	L	58068	INDEPENDENT ORDER OF FORESTERS US BR	5,986,994	0.08%	98.46%
91	L	65927	LINCOLN HERITAGE LIFE INS CO	5,567,016	0.08%	98.53%
92	L	704	CONSTELLATION INS HOLDINGS GRP	4,487,700	0.06%	98.59%
93	L	90638	BEST LIFE & HLTH INS CO	4,418,378	0.06%	98.65%
94	L	276	TRUSTMARK MUT HOLDING CO GRP	4,384,957	0.06%	98.71%
95	L	661	BCBS OF SC GRP	4,347,207	0.06%	98.77%
96	L	525	PAN AMER LIFE GRP	4,112,755	0.06%	98.83%
97	L	4947	PROSPERITY LIFE INS GRP	4,090,905	0.06%	98.89%
98	L	98	WR BERKLEY CORP GRP	4,045,320	0.06%	98.94%
99	L	315	INDUSTRIAL ALLIANCE GRP	3,869,253	0.05%	99.00%
100	L	520	NEW ERA LIFE GRP	3,709,207	0.05%	99.05%
101	L	4903	CALTON HOLDINGS GRP	3,701,614	0.05%	99.10%
102	L	56685	GBU FINANCIAL LIFE	3,542,441	0.05%	99.15%
103	L	5016	AQUARIAN INS HOLDINGS GRP	3,425,965	0.05%	99.19%
104	L	1211	NATIONAL GUARDIAN LIFE INS GRP	3,368,397	0.05%	99.24%
105	L	801	DIRECTORS INVESTMENT GRP	3,236,470	0.04%	99.28%
106	L	626	CHUBB LTD GRP	2,654,970	0.04%	99.32%
107	L	3527	AMERICAN ENTERPRISE MUT GRP	2,431,615	0.03%	99.35%
108	L	4862	ASSURITY GRP	2,314,048	0.03%	99.39%
109	L	615	BENEFICIAL LIFE GRP	1,876,685	0.03%	99.41%
110	L	63290	FIDELITY LIFE ASSN A LEGAL RESERVE L	1,813,135	0.02%	99.44%
111	L	64505	HOMESTEADERS LIFE CO	1,806,592	0.02%	99.46%
112	L	587	ATLANTIC AMER GRP	1,725,135	0.02%	99.48%
113	L	169	SENTRY INS GRP	1,718,377	0.02%	99.51%
114	L	69272	IBEXIS LIFE & ANN INS CO	1,666,053	0.02%	99.53%
115	L	5021	ONEMAIN HOLDINGS INC GRP	1,592,989	0.02%	99.55%
116	L	4553	SAVINGS BANK LIFE GRP	1,588,489	0.02%	99.58%
117	L	181	SWISS RE GRP	1,563,183	0.02%	99.60%
118	L	730	MEDICAL MUT OF OH GRP	1,531,892	0.02%	99.62%
119	L	3436	LIBERTY LIFE GRP TRUST GRP	1,486,068	0.02%	99.64%
120	L	57657	ROYAL NEIGHBORS OF AMER	1,162,687	0.02%	99.65%
121	L	77879	5 STAR LIFE INS CO	1,096,708	0.02%	99.67%
122	L	7	FEDERATED MUT GRP	1,017,062	0.01%	99.68%
123	L	11121	UNIFIED LIFE INS CO	1,005,104	0.01%	99.70%
124	L	535	COLUMBIAN LIFE GRP	994,232	0.01%	99.71%
125	L	57541	MODERN WOODMEN OF AMER	968,911	0.01%	99.72%
			TOTAL	7,276,717,501	100.00%	100.00%

Life Insurance Industry
Life/Health and Fraternal Insurers
2022 Market Share Report - Total Premium
Totals Life Ins, Annuity, Deposit Type Contracts, Other Considerations, and Accident & Health

New Hampshire

Rank	Business Type	Group/ Company Code	Group/Company Name	Direct Written Premium	Market Share	Cumulative Market Share
1	L	20	LINCOLN NATL GRP	593,673,693	11.26%	11.26%
2	L	918	JACKSON NATL GRP	510,123,540	9.68%	20.94%
3	L	241	METROPOLITAN GRP	289,366,149	5.49%	26.43%
4	L	435	MASS MUT LIFE INS GRP	256,984,478	4.88%	31.31%
5	L	826	NEW YORK LIFE GRP	202,469,452	3.84%	35.15%
6	L	1	CVS GRP	180,849,727	3.43%	38.58%
7	L	901	CIGNA HLTH GRP	175,066,698	3.32%	41.90%
8	L	707	UNITEDHEALTH GRP	159,138,129	3.02%	44.92%
9	L	4734	APOLLO GLOBAL MGMT GRP	147,312,929	2.79%	47.72%
10	L	304	PRUDENTIAL OF AMER GRP	134,685,040	2.56%	50.27%
11	L	904	JOHN HANCOCK GRP	131,693,586	2.50%	52.77%
12	L	140	NATIONWIDE CORP GRP	129,268,822	2.45%	55.22%
13	L	4832	VOYA FINANCIAL GRP	99,535,662	1.89%	57.11%
14	L	12	AMERICAN INTL GRP	99,373,138	1.89%	59.00%
15	L	4965	EQUITABLE HOLDINGS INC GRP	94,991,958	1.80%	60.80%
16	L	709	PACIFIC LIFE GRP	90,786,056	1.72%	62.52%
17	L	860	NORTHWESTERN MUT GRP	88,109,742	1.67%	64.19%
18	L	670	FIDELITY NATL FIN INC GRP	87,721,368	1.66%	65.86%
19	L	836	WEST SOUTHERN GRP	87,473,043	1.66%	67.52%
20	L	1216	TIAA FAMILY GRP	80,365,631	1.52%	69.04%
21	L	761	ALLIANZ INS GRP	79,617,541	1.51%	70.55%
22	L	200	UNITED SERV AUTOMOBILE ASSN GRP	73,845,698	1.40%	71.95%
23	L	458	DAI-ICHI LIFE HOLDINGS INC GRP	72,198,397	1.37%	73.32%
24	L	468	AEGON US HOLDING GRP	70,180,803	1.33%	74.65%
25	L	431	SAMMONS ENTERPRISES GRP	69,235,364	1.31%	75.97%
26	L	3891	GLOBAL ATLANTIC GRP	64,542,810	1.22%	77.19%
27	L	4932	BRIGHTHOUSE HOLDINGS GRP	60,098,379	1.14%	78.33%
28	L	429	GUARDIAN LIFE GRP	56,019,156	1.06%	79.39%
29	L	233	CNO FINANCIAL GRP	50,583,171	0.96%	80.35%
30	L	4	AMERIPRISE FIN GRP	48,864,780	0.93%	81.28%
31	L	4794	GROUP 1001 INS HOLDINGS GRP	47,249,719	0.90%	82.18%
32	L	3098	TOKIO MARINE HOLDINGS INC GRP	46,562,651	0.88%	83.06%
33	L	1348	MEIJI YASUDA LIFE INS GRP	43,819,576	0.83%	83.89%
34	L	332	PRINCIPAL FIN GRP	43,242,023	0.82%	84.71%
35	L	4855	SUMITOMO LIFE INS GRP	42,047,250	0.80%	85.51%
36	L	769	GREAT WEST GRP	41,073,471	0.78%	86.29%
37	L	869	MINNESOTA MUT GRP	39,411,463	0.75%	87.04%
38	L	261	MUTUAL OF OMAHA GRP	39,130,492	0.74%	87.78%
39	L	565	UNUM GRP	36,539,321	0.69%	88.47%
40	L	549	SUN LIFE FINANCIAL INC GRP	32,338,975	0.61%	89.09%
41	L	306	TRUSTAGE GRP	30,200,712	0.57%	89.66%
42	L	408	BROOKFIELD ASSET MGMT REINS PARTNERS	29,881,671	0.57%	90.23%
43	L	4890	SBL HOLDINGS GRP	27,420,790	0.52%	90.75%
44	L	2658	AMERICAN EQUITY INVESTMENT GRP	23,825,169	0.45%	91.20%
45	L	4988	BAYVIEW ASSET MANAGEMENT GRP	22,605,920	0.43%	91.63%
46	L	370	AFLAC GRP	22,605,902	0.43%	92.06%
47	L	4011	GENWORTH FIN GRP	22,152,519	0.42%	92.48%
48	L	91	HARTFORD FIRE & CAS GRP	21,305,728	0.40%	92.88%
49	L	850	PENN MUT GRP	20,341,488	0.39%	93.27%
50	L	290	GLOBE LIFE INC GRP	19,429,909	0.37%	93.64%
51	L	872	BANNER LIFE GRP	18,282,480	0.35%	93.98%
52	L	4925	KUVARE GRP	18,099,804	0.34%	94.33%
53	L	176	STATE FARM GRP	15,177,219	0.29%	94.61%
54	L	4888	STERLING FINANCIAL INS GRP INC	15,151,829	0.29%	94.90%
55	L	943	AMERITAS MUT HOLDING GRP	14,608,528	0.28%	95.18%
56	L	300	HORACE MANN GRP	13,857,509	0.26%	95.44%
57	L	62510	EQUITRUST LIFE INS CO	13,407,181	0.25%	95.70%
58	L	4926	TALCOTT HOLDINGS GRP	12,147,541	0.23%	95.93%
59	L	671	ELEVANCE HLTH INC GRP	11,880,008	0.23%	96.15%
60	L	4553	SAVINGS BANK LIFE GRP	11,371,569	0.22%	96.37%
61	L	88668	MUTUAL OF AMER LIFE INS CO	10,228,090	0.19%	96.56%
62	L	634	NATIONAL LIFE GRP	9,888,211	0.19%	96.75%
63	L	4750	PRIMERICA GRP	9,506,070	0.18%	96.93%

Life Insurance Industry
Life/Health and Fraternal Insurers
2022 Market Share Report - Total Premium
Totals Life Ins, Annuity, Deposit Type Contracts, Other Considerations, and Accident & Health

New Hampshire

Rank	Business Type	Group/ Company Code	Group/Company Name	Direct Written Premium	Market Share	Cumulative Market Share
64	L	98	WR BERKLEY CORP GRP	9,448,044	0.18%	97.11%
65	L	57541	MODERN WOODMEN OF AMER	9,390,544	0.18%	97.29%
66	L	704	CONSTELLATION INS HOLDINGS GRP	9,293,311	0.18%	97.46%
67	L	212	ZURICH INS GRP	8,943,908	0.17%	97.63%
68	L	58033	KNIGHTS OF COLUMBUS	7,884,269	0.15%	97.78%
69	L	661	BCBS OF SC GRP	7,637,788	0.14%	97.93%
70	L	60445	SAGICOR LIFE INS CO	6,931,589	0.13%	98.06%
71	L	4853	AAA LIFE GRP	6,718,800	0.13%	98.19%
72	L	619	ONEAMERICA FIN PARTNERS GRP	6,346,291	0.12%	98.31%
73	L	4941	NATIONAL WESTERN LIFE GRP	5,971,471	0.11%	98.42%
74	L	981	FIDELITY INVESTMENT INS & ANN GRP	5,850,663	0.11%	98.53%
75	L	449	FINANCIAL HOLDINGS GRP	5,469,523	0.10%	98.64%
76	L	4736	GGC GRP	4,834,984	0.09%	98.73%
77	L	535	COLUMBIAN LIFE GRP	4,569,989	0.09%	98.81%
78	L	56014	THRIVENT FINANCIAL FOR LUTHERANS	4,101,756	0.08%	98.89%
79	L	5014	EVERLAKE HOLDINGS GRP	4,011,173	0.08%	98.97%
80	L	574	AMERCO CORP GRP	3,628,985	0.07%	99.04%
81	L	626	CHUBB LTD GRP	3,581,126	0.07%	99.10%
82	L	28	AMICA MUT GRP	3,390,805	0.06%	99.17%
83	L	812	HIGHMARK GRP	3,096,758	0.06%	99.23%
84	L	8	ALLSTATE INS GRP	2,871,581	0.05%	99.28%
85	L	169	SENTRY INS GRP	2,848,215	0.05%	99.34%
86	L	63819	UNITY FINANCIAL LIFE INS CO	2,248,600	0.04%	99.38%
87	L	5016	AQUARIAN INS HOLDINGS GRP	1,883,807	0.04%	99.41%
88	L	67180	OHIO STATE LIFE INS CO	1,642,017	0.03%	99.45%
89	L	330	AMERICAN FIDELITY CORP GRP	1,602,237	0.03%	99.48%
90	L	581	BOSTON MUT GRP	1,569,576	0.03%	99.51%
91	L	451	FIDELITY SECURITY GRP	1,380,566	0.03%	99.53%
92	L	4844	LIA HOLDINGS GRP	1,086,940	0.02%	99.55%
93	L	67423	ASPIDA LIFE INS CO	1,063,106	0.02%	99.57%
94	L	4947	PROSPERITY LIFE INS GRP	1,055,949	0.02%	99.59%
95	L	367	PHYSICIANS MUT GRP	1,016,335	0.02%	99.61%
96	L	4992	RESOLUTION LIFE US HOLDINGS GRP	982,512	0.02%	99.63%
97	L	58068	INDEPENDENT ORDER OF FORESTERS US BR	960,932	0.02%	99.65%
98	L	65927	LINCOLN HERITAGE LIFE INS CO	902,109	0.02%	99.67%
99	L	525	PAN AMER LIFE GRP	876,751	0.02%	99.68%
100	L	4903	CALTON HOLDINGS GRP	862,404	0.02%	99.70%
101	L	63290	FIDELITY LIFE ASSN A LEGAL RESERVE L	849,552	0.02%	99.72%
102	L	11121	UNIFIED LIFE INS CO	846,968	0.02%	99.73%
103	L	477	RENAISSANCE HLTH SERV CORP GRP	827,698	0.02%	99.75%
104	L	1211	NATIONAL GUARDIAN LIFE INS GRP	803,473	0.02%	99.76%
105	L	244	CINCINNATI FIN GRP	779,991	0.01%	99.78%
106	L	3527	AMERICAN ENTERPRISE MUT GRP	743,023	0.01%	99.79%
107	L	344	CHURCH PENSION FUND GRP	719,662	0.01%	99.80%
108	L	4862	ASSURITY GRP	701,859	0.01%	99.82%
109	L	5021	ONEMAIN HOLDINGS INC GRP	640,464	0.01%	99.83%
110	L	917	HCSC GRP	612,155	0.01%	99.84%
111	L	276	TRUSTMARK MUT HOLDING CO GRP	530,721	0.01%	99.85%
112	L	57487	CATHOLIC ORDER OF FORESTERS	476,353	0.01%	99.86%
113	L	781	UNION LABOR GRP	464,886	0.01%	99.87%
114	L	68772	SECURITY MUT LIFE INS CO OF NY	439,297	0.01%	99.88%
115	L	4213	WILTON RE GRP	421,804	0.01%	99.89%
116	L	7	FEDERATED MUT GRP	418,840	0.01%	99.89%
117	L	64505	HOMESTEADERS LIFE CO	379,547	0.01%	99.90%
118	L	181	SWISS RE GRP	377,326	0.01%	99.91%
119	L	61212	BALTIMORE LIFE INS CO	368,917	0.01%	99.92%
120	L	1186	LIFETIME HLTHCARE GRP	361,740	0.01%	99.92%
121	L	77879	5 STAR LIFE INS CO	329,295	0.01%	99.93%
122	L	3436	LIBERTY LIFE GRP TRUST GRP	326,123	0.01%	99.93%
123	L	4712	GPM LIFE GRP	289,404	0.01%	99.94%
124	L	1117	MANHATTAN LIFE GRP	245,539	- %	99.95%
125	L	588	KANSAS CITY LIFE INS GRP	243,892	- %	99.95%
			TOTAL	5,270,772,240	100.00%	100.00%

Life Insurance Industry
Life/Health and Fraternal Insurers
2022 Market Share Report - Total Premium
Totals Life Ins, Annuity, Deposit Type Contracts, Other Considerations, and Accident & Health

New Jersey

Rank	Business Type	Group/ Company Code	Group/Company Name	Direct Written Premium	Market Share	Cumulative Market Share
1	L	1	CVS GRP	4,271,776,282	11.47%	11.47%
2	L	304	PRUDENTIAL OF AMER GRP	2,149,489,107	5.77%	17.24%
3	L	435	MASS MUT LIFE INS GRP	2,104,646,335	5.65%	22.89%
4	L	826	NEW YORK LIFE GRP	1,612,880,018	4.33%	27.22%
5	L	4965	EQUITABLE HOLDINGS INC GRP	1,531,139,079	4.11%	31.33%
6	L	140	NATIONWIDE CORP GRP	1,464,728,522	3.93%	35.27%
7	L	901	CIGNA HLTH GRP	1,313,752,379	3.53%	38.79%
8	L	4734	APOLLO GLOBAL MGMT GRP	1,302,905,128	3.50%	42.29%
9	L	20	LINCOLN NATL GRP	1,237,071,240	3.32%	45.61%
10	L	707	UNITEDHEALTH GRP	1,206,308,613	3.24%	48.85%
11	L	241	METROPOLITAN GRP	1,189,491,747	3.19%	52.05%
12	L	12	AMERICAN INTL GRP	1,058,613,558	2.84%	54.89%
13	L	1216	TIAA FAMILY GRP	967,720,811	2.60%	57.49%
14	L	918	JACKSON NATL GRP	897,693,616	2.41%	59.90%
15	L	332	PRINCIPAL FIN GRP	800,536,859	2.15%	62.05%
16	L	4932	BRIGHTHOUSE HOLDINGS GRP	790,530,162	2.12%	64.17%
17	L	429	GUARDIAN LIFE GRP	731,892,095	1.97%	66.13%
18	L	4832	VOYA FINANCIAL GRP	713,528,322	1.92%	68.05%
19	L	904	JOHN HANCOCK GRP	638,351,540	1.71%	69.76%
20	L	769	GREAT WEST GRP	586,520,351	1.57%	71.34%
21	L	468	AEGON US HOLDING GRP	565,516,225	1.52%	72.86%
22	L	761	ALLIANZ INS GRP	546,507,858	1.47%	74.32%
23	L	860	NORTHWESTERN MUT GRP	541,436,445	1.45%	75.78%
24	L	709	PACIFIC LIFE GRP	540,952,730	1.45%	77.23%
25	L	670	FIDELITY NATL FIN INC GRP	484,640,269	1.30%	78.53%
26	L	3891	GLOBAL ATLANTIC GRP	445,110,136	1.20%	79.73%
27	L	431	SAMMONS ENTERPRISES GRP	398,558,703	1.07%	80.80%
28	L	872	BANNER LIFE GRP	376,424,114	1.01%	81.81%
29	L	836	WEST SOUTHERN GRP	366,204,849	0.98%	82.79%
30	L	4855	SUMITOMO LIFE INS GRP	344,177,151	0.92%	83.71%
31	L	261	MUTUAL OF OMAHA GRP	309,417,750	0.83%	84.54%
32	L	850	PENN MUT GRP	287,229,038	0.77%	85.32%
33	L	869	MINNESOTA MUT GRP	259,624,283	0.70%	86.01%
34	L	3098	TOKIO MARINE HOLDINGS INC GRP	258,450,841	0.69%	86.71%
35	L	4890	SBL HOLDINGS GRP	250,981,074	0.67%	87.38%
36	L	565	UNUM GRP	243,545,370	0.65%	88.03%
37	L	200	UNITED SERV AUTOMOBILE ASSN GRP	212,703,599	0.57%	88.61%
38	L	91	HARTFORD FIRE & CAS GRP	208,933,750	0.56%	89.17%
39	L	549	SUN LIFE FINANCIAL INC GRP	178,826,196	0.48%	89.65%
40	L	4	AMERIPRISE FIN GRP	172,755,427	0.46%	90.11%
41	L	634	NATIONAL LIFE GRP	169,805,033	0.46%	90.57%
42	L	4794	GROUP 1001 INS HOLDINGS GRP	167,639,781	0.45%	91.02%
43	L	1348	MEIJI YASUDA LIFE INS GRP	158,122,118	0.42%	91.44%
44	L	4011	GENWORTH FIN GRP	155,349,691	0.42%	91.86%
45	L	458	DAI-ICHI LIFE HOLDINGS INC GRP	142,213,656	0.38%	92.24%
46	L	306	TRUSTAGE GRP	141,210,700	0.38%	92.62%
47	L	2658	AMERICAN EQUITY INVESTMENT GRP	134,102,206	0.36%	92.98%
48	L	233	CNO FINANCIAL GRP	129,646,885	0.35%	93.33%
49	L	370	AFLAC GRP	124,745,248	0.33%	93.66%
50	L	408	BROOKFIELD ASSET MGMT REINS PARTNERS	122,288,824	0.33%	93.99%
51	L	62510	EQUITRUST LIFE INS CO	122,036,265	0.33%	94.32%
52	L	4926	TALCOTT HOLDINGS GRP	112,226,974	0.30%	94.62%
53	L	60445	SAGICOR LIFE INS CO	110,324,096	0.30%	94.92%
54	L	4750	PRIMERICA GRP	108,519,757	0.29%	95.21%
55	L	4947	PROSPERITY LIFE INS GRP	107,380,216	0.29%	95.50%
56	L	4925	KUVARE GRP	106,368,410	0.29%	95.78%
57	L	943	AMERITAS MUT HOLDING GRP	89,536,390	0.24%	96.02%
58	L	176	STATE FARM GRP	86,265,742	0.23%	96.25%
59	L	4988	BAYVIEW ASSET MANAGEMENT GRP	86,243,389	0.23%	96.48%
60	L	290	GLOBE LIFE INC GRP	80,490,498	0.22%	96.70%
61	L	212	ZURICH INS GRP	66,160,111	0.18%	96.88%
62	L	58033	KNIGHTS OF COLUMBUS	60,877,382	0.16%	97.04%
63	L	451	FIDELITY SECURITY GRP	51,813,884	0.14%	97.18%

Life Insurance Industry
Life/Health and Fraternal Insurers
2022 Market Share Report - Total Premium
Totals Life Ins, Annuity, Deposit Type Contracts, Other Considerations, and Accident & Health

New Jersey

Rank	Business Type	Group/ Company Code	Group/Company Name	Direct Written Premium	Market Share	Cumulative Market Share
64	L	56014	THRIVENT FINANCIAL FOR LUTHERANS	51,572,033	0.14%	97.32%
65	L	981	FIDELITY INVESTMENT INS & ANN GRP	48,567,776	0.13%	97.45%
66	L	4736	GGC GRP	43,489,601	0.12%	97.57%
67	L	619	ONEAMERICA FIN PARTNERS GRP	42,355,614	0.11%	97.68%
68	L	704	CONSTELLATION INS HOLDINGS GRP	40,343,772	0.11%	97.79%
69	L	8	ALLSTATE INS GRP	38,703,358	0.10%	97.89%
70	L	67423	ASPIDA LIFE INS CO	37,629,171	0.10%	97.99%
71	L	88668	MUTUAL OF AMER LIFE INS CO	35,199,118	0.09%	98.09%
72	L	4853	AAA LIFE GRP	33,286,774	0.09%	98.18%
73	L	525	PAN AMER LIFE GRP	31,837,190	0.09%	98.26%
74	L	68772	SECURITY MUT LIFE INS CO OF NY	29,744,869	0.08%	98.34%
75	L	449	FINANCIAL HOLDINGS GRP	28,599,031	0.08%	98.42%
76	L	5014	EVERLAKE HOLDINGS GRP	26,372,418	0.07%	98.49%
77	L	4992	RESOLUTION LIFE US HOLDINGS GRP	24,026,864	0.06%	98.56%
78	L	626	CHUBB LTD GRP	23,555,123	0.06%	98.62%
79	L	169	SENTRY INS GRP	23,160,301	0.06%	98.68%
80	L	276	TRUSTMARK MUT HOLDING CO GRP	22,654,899	0.06%	98.74%
81	L	812	HIGHMARK GRP	21,902,453	0.06%	98.80%
82	L	781	UNION LABOR GRP	18,795,468	0.05%	98.85%
83	L	574	AMERCO CORP GRP	18,124,868	0.05%	98.90%
84	L	23	BCS INS GRP	16,890,784	0.05%	98.94%
85	L	65927	LINCOLN HERITAGE LIFE INS CO	16,706,112	0.04%	98.99%
86	L	58068	INDEPENDENT ORDER OF FORESTERS US BR	16,484,558	0.04%	99.03%
87	L	4553	SAVINGS BANK LIFE GRP	16,180,648	0.04%	99.08%
88	L	4844	LIA HOLDINGS GRP	15,848,822	0.04%	99.12%
89	L	1117	MANHATTAN LIFE GRP	13,412,705	0.04%	99.16%
90	L	98	WR BERKLEY CORP GRP	13,250,782	0.04%	99.19%
91	L	4213	WILTON RE GRP	13,031,001	0.03%	99.23%
92	L	93521	GRANULAR INS CO	12,701,643	0.03%	99.26%
93	L	63819	UNITY FINANCIAL LIFE INS CO	12,684,350	0.03%	99.29%
94	L	588	KANSAS CITY LIFE INS GRP	12,160,028	0.03%	99.33%
95	L	581	BOSTON MUT GRP	11,684,266	0.03%	99.36%
96	L	876	ARKANSAS BCBS GRP	11,118,695	0.03%	99.39%
97	L	3436	LIBERTY LIFE GRP TRUST GRP	10,933,266	0.03%	99.42%
98	L	5024	FORTITUDE GRP HOLDINGS LLC GRP	10,016,816	0.03%	99.44%
99	L	535	COLUMBIAN LIFE GRP	10,011,871	0.03%	99.47%
100	L	4941	NATIONAL WESTERN LIFE GRP	9,908,947	0.03%	99.50%
101	L	671	ELEVANCE HLTH INC GRP	9,422,929	0.03%	99.52%
102	L	60216	AMALGAMATED LIFE INS CO	9,085,640	0.02%	99.55%
103	L	56693	GCU	8,736,850	0.02%	99.57%
104	L	587	ATLANTIC AMER GRP	8,411,256	0.02%	99.59%
105	L	64505	HOMESTEADERS LIFE CO	8,023,711	0.02%	99.62%
106	L	367	PHYSICIANS MUT GRP	7,763,250	0.02%	99.64%
107	L	315	INDUSTRIAL ALLIANCE GRP	7,633,581	0.02%	99.66%
108	L	330	AMERICAN FIDELITY CORP GRP	7,085,043	0.02%	99.68%
109	L	477	RENAISSANCE HLTH SERV CORP GRP	6,703,892	0.02%	99.69%
110	L	56782	NATIONAL SLOVAK SOCIETY OF THE USA	6,622,260	0.02%	99.71%
111	L	63290	FIDELITY LIFE ASSN A LEGAL RESERVE L	5,837,713	0.02%	99.73%
112	L	58009	POLICE & FIREMENS INS ASSN	5,809,481	0.02%	99.74%
113	L	1211	NATIONAL GUARDIAN LIFE INS GRP	5,708,022	0.02%	99.76%
114	L	5021	ONEMAIN HOLDINGS INC GRP	5,469,458	0.01%	99.77%
115	L	520	NEW ERA LIFE GRP	5,227,726	0.01%	99.79%
116	L	28	AMICA MUT GRP	4,593,034	0.01%	99.80%
117	L	4862	ASSURITY GRP	4,400,554	0.01%	99.81%
118	L	917	HCSC GRP	3,952,005	0.01%	99.82%
119	L	4803	SHELTERPOINT GRP INC	3,877,379	0.01%	99.83%
120	L	215	KEMPER CORP GRP	3,779,935	0.01%	99.84%
121	L	57657	ROYAL NEIGHBORS OF AMER	3,489,483	0.01%	99.85%
122	L	300	HORACE MANN GRP	3,349,450	0.01%	99.86%
123	L	181	SWISS RE GRP	3,349,349	0.01%	99.87%
124	L	56685	GBU FINANCIAL LIFE	3,331,598	0.01%	99.88%
125	L	687	GUARANTEE TRUST GRP	3,246,146	0.01%	99.89%
			TOTAL	37,244,828,055	100.00%	100.00%

Life Insurance Industry
Life/Health and Fraternal Insurers
2022 Market Share Report - Total Premium
Totals Life Ins, Annuity, Deposit Type Contracts, Other Considerations, and Accident & Health

New Mexico

Rank	Business Type	Group/ Company Code	Group/Company Name	Direct Written Premium	Market Share	Cumulative Market Share
1	L	707	UNITEDHEALTH GRP	221,429,227	6.89%	6.89%
2	L	304	PRUDENTIAL OF AMER GRP	217,278,618	6.76%	13.64%
3	L	826	NEW YORK LIFE GRP	211,031,189	6.56%	20.21%
4	L	435	MASS MUT LIFE INS GRP	134,430,738	4.18%	24.39%
5	L	241	METROPOLITAN GRP	113,639,852	3.53%	27.92%
6	L	901	CIGNA HLTH GRP	99,573,201	3.10%	31.02%
7	L	904	JOHN HANCOCK GRP	99,470,230	3.09%	34.11%
8	L	4734	APOLLO GLOBAL MGMT GRP	99,415,241	3.09%	37.20%
9	L	20	LINCOLN NATL GRP	88,479,833	2.75%	39.96%
10	L	332	PRINCIPAL FIN GRP	83,106,789	2.58%	42.54%
11	L	12	AMERICAN INTL GRP	73,531,656	2.29%	44.83%
12	L	140	NATIONWIDE CORP GRP	63,774,870	1.98%	46.81%
13	L	860	NORTHWESTERN MUT GRP	61,838,868	1.92%	48.73%
14	L	836	WEST SOUTHERN GRP	60,586,623	1.88%	50.62%
15	L	261	MUTUAL OF OMAHA GRP	59,840,811	1.86%	52.48%
16	L	670	FIDELITY NATL FIN INC GRP	57,357,266	1.78%	54.26%
17	L	431	SAMMONS ENTERPRISES GRP	56,141,913	1.75%	56.01%
18	L	1348	MEIJI YASUDA LIFE INS GRP	55,958,178	1.74%	57.75%
19	L	1216	TIAA FAMILY GRP	55,635,140	1.73%	59.48%
20	L	1	CVS GRP	54,303,232	1.69%	61.17%
21	L	761	ALLIANZ INS GRP	53,280,380	1.66%	62.83%
22	L	200	UNITED SERV AUTOMOBILE ASSN GRP	52,737,677	1.64%	64.47%
23	L	4965	EQUITABLE HOLDINGS INC GRP	51,819,323	1.61%	66.08%
24	L	306	TRUSTAGE GRP	51,730,180	1.61%	67.69%
25	L	709	PACIFIC LIFE GRP	46,732,291	1.45%	69.14%
26	L	869	MINNESOTA MUT GRP	43,440,686	1.35%	70.49%
27	L	4832	VOYA FINANCIAL GRP	40,739,427	1.27%	71.76%
28	L	918	JACKSON NATL GRP	39,799,880	1.24%	73.00%
29	L	468	AEGON US HOLDING GRP	38,846,865	1.21%	74.20%
30	L	176	STATE FARM GRP	38,024,982	1.18%	75.39%
31	L	370	AFLAC GRP	37,623,458	1.17%	76.56%
32	L	4932	BRIGHTHOUSE HOLDINGS GRP	35,706,304	1.11%	77.67%
33	L	565	UNUM GRP	33,046,817	1.03%	78.69%
34	L	91	HARTFORD FIRE & CAS GRP	31,898,627	0.99%	79.69%
35	L	3891	GLOBAL ATLANTIC GRP	27,633,343	0.86%	80.55%
36	L	290	GLOBE LIFE INC GRP	24,481,459	0.76%	81.31%
37	L	4888	STERLING FINANCIAL INS GRP INC	24,345,427	0.76%	82.06%
38	L	513	IOWA FARM BUREAU GRP	21,777,301	0.68%	82.74%
39	L	408	BROOKFIELD ASSET MGMT REINS PARTNERS	21,426,920	0.67%	83.41%
40	L	212	ZURICH INS GRP	19,350,337	0.60%	84.01%
41	L	458	DAI-ICHI LIFE HOLDINGS INC GRP	18,272,321	0.57%	84.58%
42	L	4890	SBL HOLDINGS GRP	17,708,918	0.55%	85.13%
43	L	429	GUARDIAN LIFE GRP	16,663,980	0.52%	85.65%
44	L	4011	GENWORTH FIN GRP	16,580,901	0.52%	86.16%
45	L	4925	KUVARE GRP	15,831,549	0.49%	86.65%
46	L	4736	GGC GRP	15,322,076	0.48%	87.13%
47	L	4855	SUMITOMO LIFE INS GRP	14,989,908	0.47%	87.60%
48	L	88668	MUTUAL OF AMER LIFE INS CO	14,438,031	0.45%	88.05%
49	L	769	GREAT WEST GRP	13,031,180	0.41%	88.45%
50	L	4794	GROUP 1001 INS HOLDINGS GRP	12,604,464	0.39%	88.84%
51	L	62510	EQUITRUST LIFE INS CO	12,123,686	0.38%	89.22%
52	L	634	NATIONAL LIFE GRP	11,408,310	0.35%	89.58%
53	L	5038	MIDWEST HOLDINGS INC GRP	10,985,174	0.34%	89.92%
54	L	1117	MANHATTAN LIFE GRP	10,939,927	0.34%	90.26%
55	L	943	AMERITAS MUT HOLDING GRP	10,714,018	0.33%	90.59%
56	L	4	AMERIPRISE FIN GRP	10,540,218	0.33%	90.92%
57	L	981	FIDELITY INVESTMENT INS & ANN GRP	10,068,328	0.31%	91.23%
58	L	233	CNO FINANCIAL GRP	9,885,448	0.31%	91.54%
59	L	3098	TOKIO MARINE HOLDINGS INC GRP	9,782,832	0.30%	91.84%
60	L	58033	KNIGHTS OF COLUMBUS	9,341,463	0.29%	92.13%
61	L	4750	PRIMERICA GRP	9,280,350	0.29%	92.42%
62	L	801	DIRECTORS INVESTMENT GRP	9,140,799	0.28%	92.71%
63	L	4213	WILTON RE GRP	8,898,374	0.28%	92.98%

Life Insurance Industry
Life/Health and Fraternal Insurers
2022 Market Share Report - Total Premium
Totals Life Ins, Annuity, Deposit Type Contracts, Other Considerations, and Accident & Health

New Mexico

Rank	Business Type	Group/ Company Code	Group/Company Name	Direct Written Premium	Market Share	Cumulative Market Share
64	L	619	ONEAMERICA FIN PARTNERS GRP	8,749,690	0.27%	93.26%
65	L	4824	ADVANTAGE CAPITAL GRP	8,742,184	0.27%	93.53%
66	L	8	ALLSTATE INS GRP	8,588,335	0.27%	93.79%
67	L	4926	TALCOTT HOLDINGS GRP	8,037,126	0.25%	94.04%
68	L	57541	MODERN WOODMEN OF AMER	7,976,524	0.25%	94.29%
69	L	4988	BAYVIEW ASSET MANAGEMENT GRP	7,804,474	0.24%	94.54%
70	L	850	PENN MUT GRP	7,797,113	0.24%	94.78%
71	L	2658	AMERICAN EQUITY INVESTMENT GRP	7,656,756	0.24%	95.02%
72	L	56014	THRIVENT FINANCIAL FOR LUTHERANS	7,466,428	0.23%	95.25%
73	L	872	BANNER LIFE GRP	7,197,665	0.22%	95.47%
74	L	917	HCSC GRP	7,055,944	0.22%	95.69%
75	L	1211	NATIONAL GUARDIAN LIFE INS GRP	6,845,302	0.21%	95.90%
76	L	549	SUN LIFE FINANCIAL INC GRP	6,589,127	0.20%	96.11%
77	L	661	BCBS OF SC GRP	6,414,288	0.20%	96.31%
78	L	4853	AAA LIFE GRP	5,996,848	0.19%	96.50%
79	L	60445	SAGICOR LIFE INS CO	5,835,661	0.18%	96.68%
80	L	812	HIGHMARK GRP	5,644,477	0.18%	96.85%
81	L	449	FINANCIAL HOLDINGS GRP	5,327,042	0.17%	97.02%
82	L	5014	EVERLAKE HOLDINGS GRP	5,199,767	0.16%	97.18%
83	L	330	AMERICAN FIDELITY CORP GRP	4,927,645	0.15%	97.33%
84	L	58068	INDEPENDENT ORDER OF FORESTERS US BR	4,229,994	0.13%	97.46%
85	L	65927	LINCOLN HERITAGE LIFE INS CO	3,779,333	0.12%	97.58%
86	L	57320	WOODMEN WORLD LIFE INS SOC	3,432,593	0.11%	97.69%
87	L	3527	AMERICAN ENTERPRISE MUT GRP	3,408,128	0.11%	97.79%
88	L	315	INDUSTRIAL ALLIANCE GRP	2,809,281	0.09%	97.88%
89	L	71404	CONTINENTAL GEN INS CO	2,670,891	0.08%	97.97%
90	L	367	PHYSICIANS MUT GRP	2,660,214	0.08%	98.05%
91	L	704	CONSTELLATION INS HOLDINGS GRP	2,407,983	0.07%	98.12%
92	L	588	KANSAS CITY LIFE INS GRP	2,303,962	0.07%	98.19%
93	L	77879	5 STAR LIFE INS CO	2,176,675	0.07%	98.26%
94	L	4941	NATIONAL WESTERN LIFE GRP	2,143,476	0.07%	98.33%
95	L	7	FEDERATED MUT GRP	2,070,815	0.06%	98.39%
96	L	451	FIDELITY SECURITY GRP	1,940,045	0.06%	98.45%
97	L	67423	ASPIDA LIFE INS CO	1,926,305	0.06%	98.51%
98	L	4992	RESOLUTION LIFE US HOLDINGS GRP	1,830,558	0.06%	98.57%
99	L	5021	ONEMAIN HOLDINGS INC GRP	1,762,665	0.05%	98.63%
100	L	4903	CALTON HOLDINGS GRP	1,710,070	0.05%	98.68%
101	L	300	HORACE MANN GRP	1,512,961	0.05%	98.73%
102	L	98	WR BERKLEY CORP GRP	1,484,029	0.05%	98.77%
103	L	181	SWISS RE GRP	1,457,922	0.05%	98.82%
104	L	730	MEDICAL MUT OF OH GRP	1,441,838	0.04%	98.86%
105	L	64505	HOMESTEADERS LIFE CO	1,405,208	0.04%	98.91%
106	L	690	CENTRAL STATES GRP	1,378,003	0.04%	98.95%
107	L	90638	BEST LIFE & HLTH INS CO	1,334,623	0.04%	98.99%
108	L	63290	FIDELITY LIFE ASSN A LEGAL RESERVE L	1,316,054	0.04%	99.03%
109	L	535	COLUMBIAN LIFE GRP	1,217,642	0.04%	99.07%
110	L	169	SENTRY INS GRP	1,214,755	0.04%	99.11%
111	L	4862	ASSURITY GRP	1,210,295	0.04%	99.14%
112	L	454	SECURITY NATL GRP	1,202,493	0.04%	99.18%
113	L	477	RENAISSANCE HLTH SERV CORP GRP	1,102,861	0.03%	99.22%
114	L	4947	PROSPERITY LIFE INS GRP	1,090,666	0.03%	99.25%
115	L	587	ATLANTIC AMER GRP	1,029,444	0.03%	99.28%
116	L	4712	GPM LIFE GRP	1,024,462	0.03%	99.31%
117	L	5016	AQUARIAN INS HOLDINGS GRP	1,001,546	0.03%	99.34%
118	L	525	PAN AMER LIFE GRP	976,327	0.03%	99.38%
119	L	3436	LIBERTY LIFE GRP TRUST GRP	966,592	0.03%	99.41%
120	L	626	CHUBB LTD GRP	946,224	0.03%	99.43%
121	L	4553	SAVINGS BANK LIFE GRP	935,496	0.03%	99.46%
122	L	276	TRUSTMARK MUT HOLDING CO GRP	912,371	0.03%	99.49%
123	L	687	GUARANTEE TRUST GRP	857,794	0.03%	99.52%
124	L	574	AMERCO CORP GRP	740,656	0.02%	99.54%
125	L	244	CINCINNATI FIN GRP	707,726	0.02%	99.56%
			TOTAL	3,215,424,194	100.00%	100.00%

Life Insurance Industry
Life/Health and Fraternal Insurers
2022 Market Share Report - Total Premium
Totals Life Ins, Annuity, Deposit Type Contracts, Other Considerations, and Accident & Health

New York

Rank	Business Type	Group/ Company Code	Group/Company Name	Direct Written Premium	Market Share	Cumulative Market Share
1	L	4965	EQUITABLE HOLDINGS INC GRP	57,785,300,795	37.20%	37.20%
2	L	241	METROPOLITAN GRP	34,552,869,652	22.24%	59.44%
3	L	826	NEW YORK LIFE GRP	8,906,870,333	5.73%	65.17%
4	L	304	PRUDENTIAL OF AMER GRP	4,324,925,464	2.78%	67.96%
5	L	1	CVS GRP	4,304,624,646	2.77%	70.73%
6	L	1216	TIAA FAMILY GRP	3,688,097,914	2.37%	73.10%
7	L	429	GUARDIAN LIFE GRP	3,678,344,784	2.37%	75.47%
8	L	435	MASS MUT LIFE INS GRP	3,561,035,204	2.29%	77.76%
9	L	12	AMERICAN INTL GRP	2,444,157,306	1.57%	79.34%
10	L	901	CIGNA HLTH GRP	1,876,159,989	1.21%	80.54%
11	L	140	NATIONWIDE CORP GRP	1,746,490,463	1.12%	81.67%
12	L	332	PRINCIPAL FIN GRP	1,738,398,871	1.12%	82.79%
13	L	20	LINCOLN NATL GRP	1,535,960,305	0.99%	83.78%
14	L	4832	VOYA FINANCIAL GRP	1,506,374,697	0.97%	84.75%
15	L	468	AEGON US HOLDING GRP	1,498,719,475	0.96%	85.71%
16	L	836	WEST SOUTHERN GRP	1,459,578,766	0.94%	86.65%
17	L	904	JOHN HANCOCK GRP	1,297,176,753	0.84%	87.49%
18	L	4932	BRIGHTHOUSE HOLDINGS GRP	1,255,249,269	0.81%	88.29%
19	L	769	GREAT WEST GRP	1,239,186,538	0.80%	89.09%
20	L	709	PACIFIC LIFE GRP	1,226,844,641	0.79%	89.88%
21	L	860	NORTHWESTERN MUT GRP	1,225,786,030	0.79%	90.67%
22	L	1295	CENTENE CORP GRP	1,172,769,983	0.75%	91.43%
23	L	918	JACKSON NATL GRP	1,152,720,734	0.74%	92.17%
24	L	4855	SUMITOMO LIFE INS GRP	859,277,597	0.55%	92.72%
25	L	4734	APOLLO GLOBAL MGMT GRP	817,882,815	0.53%	93.25%
26	L	761	ALLIANZ INS GRP	672,243,261	0.43%	93.68%
27	L	565	UNUM GRP	649,911,365	0.42%	94.10%
28	L	91	HARTFORD FIRE & CAS GRP	572,723,870	0.37%	94.47%
29	L	4803	SHELTERPOINT GRP INC	515,708,415	0.33%	94.80%
30	L	4947	PROSPERITY LIFE INS GRP	479,099,871	0.31%	95.11%
31	L	3098	TOKIO MARINE HOLDINGS INC GRP	454,467,837	0.29%	95.40%
32	L	88668	MUTUAL OF AMER LIFE INS CO	389,136,274	0.25%	95.65%
33	L	370	AFLAC GRP	340,210,539	0.22%	95.87%
34	L	850	PENN MUT GRP	321,831,914	0.21%	96.08%
35	L	707	UNITEDHEALTH GRP	319,550,180	0.21%	96.28%
36	L	261	MUTUAL OF OMAHA GRP	296,987,909	0.19%	96.47%
37	L	306	TRUSTAGE GRP	293,963,804	0.19%	96.66%
38	L	549	SUN LIFE FINANCIAL INC GRP	278,826,197	0.18%	96.84%
39	L	869	MINNESOTA MUT GRP	255,451,096	0.16%	97.01%
40	L	4011	GENWORTH FIN GRP	242,710,000	0.16%	97.16%
41	L	200	UNITED SERV AUTOMOBILE ASSN GRP	239,914,530	0.15%	97.32%
42	L	872	BANNER LIFE GRP	239,888,800	0.15%	97.47%
43	L	634	NATIONAL LIFE GRP	239,031,554	0.15%	97.63%
44	L	4	AMERIPRISE FIN GRP	226,534,363	0.15%	97.77%
45	L	68772	SECURITY MUT LIFE INS CO OF NY	216,251,173	0.14%	97.91%
46	L	943	AMERITAS MUT HOLDING GRP	211,172,418	0.14%	98.05%
47	L	4926	TALCOTT HOLDINGS GRP	199,221,655	0.13%	98.17%
48	L	290	GLOBE LIFE INC GRP	193,173,172	0.12%	98.30%
49	L	4213	WILTON RE GRP	187,579,084	0.12%	98.42%
50	L	4750	PRIMERICA GRP	178,657,750	0.12%	98.53%
51	L	176	STATE FARM GRP	177,702,878	0.11%	98.65%
52	L	670	FIDELITY NATL FIN INC GRP	177,099,407	0.11%	98.76%
53	L	3891	GLOBAL ATLANTIC GRP	151,372,785	0.10%	98.86%
54	L	626	CHUBB LTD GRP	150,329,029	0.10%	98.96%
55	L	1348	MEIJI YASUDA LIFE INS GRP	146,278,238	0.09%	99.05%
56	L	458	DAI-ICHI LIFE HOLDINGS INC GRP	130,436,514	0.08%	99.14%
57	L	981	FIDELITY INVESTMENT INS & ANN GRP	101,103,437	0.07%	99.20%
58	L	812	HIGHMARK GRP	96,218,625	0.06%	99.26%
59	L	4736	GGC GRP	95,704,982	0.06%	99.32%
60	L	233	CNO FINANCIAL GRP	85,474,291	0.06%	99.38%
61	L	408	BROOKFIELD ASSET MGMT REINS PARTNERS	78,820,620	0.05%	99.43%
62	L	56014	THRIVENT FINANCIAL FOR LUTHERANS	73,084,867	0.05%	99.48%
63	L	451	FIDELITY SECURITY GRP	63,331,156	0.04%	99.52%

Life Insurance Industry
Life/Health and Fraternal Insurers
2022 Market Share Report - Total Premium
Totals Life Ins, Annuity, Deposit Type Contracts, Other Considerations, and Accident & Health

New York

Rank	Business Type	Group/ Company Code	Group/Company Name	Direct Written Premium	Market Share	Cumulative Market Share
64	L	58033	KNIGHTS OF COLUMBUS	62,062,844	0.04%	99.56%
65	L	781	UNION LABOR GRP	54,351,058	0.03%	99.59%
66	L	671	ELEVANCE HLTH INC GRP	52,041,798	0.03%	99.63%
67	L	60216	AMALGAMATED LIFE INS CO	48,603,758	0.03%	99.66%
68	L	212	ZURICH INS GRP	44,721,950	0.03%	99.69%
69	L	1186	LIFETIME HLTHCARE GRP	40,540,385	0.03%	99.71%
70	L	98	WR BERKLEY CORP GRP	36,634,282	0.02%	99.74%
71	L	535	COLUMBIAN LIFE GRP	35,269,257	0.02%	99.76%
72	L	58068	INDEPENDENT ORDER OF FORESTERS US BR	29,380,751	0.02%	99.78%
73	L	4890	SBL HOLDINGS GRP	29,292,518	0.02%	99.80%
74	L	4992	RESOLUTION LIFE US HOLDINGS GRP	25,216,410	0.02%	99.81%
75	L	581	BOSTON MUT GRP	24,553,542	0.02%	99.83%
76	L	1117	MANHATTAN LIFE GRP	21,533,991	0.01%	99.84%
77	L	661	BCBS OF SC GRP	21,344,191	0.01%	99.86%
78	L	477	RENAISSANCE HLTH SERV CORP GRP	19,140,746	0.01%	99.87%
79	L	4794	GROUP 1001 INS HOLDINGS GRP	17,267,976	0.01%	99.88%
80	L	4853	AAA LIFE GRP	15,498,256	0.01%	99.89%
81	L	8	ALLSTATE INS GRP	12,075,645	0.01%	99.90%
82	L	4925	KUVARE GRP	11,824,577	0.01%	99.90%
83	L	169	SENTRY INS GRP	11,059,470	0.01%	99.91%
84	L	276	TRUSTMARK MUT HOLDING CO GRP	10,805,926	0.01%	99.92%
85	L	23	BCS INS GRP	10,114,863	0.01%	99.93%
86	L	28	AMICA MUT GRP	8,386,897	0.01%	99.93%
87	L	57010	WILLIAM PENN ASSN	8,180,433	0.01%	99.94%
88	L	5024	FORTITUDE GRP HOLDINGS LLC GRP	6,822,707	- %	99.94%
89	L	19	ASSURANT INC GRP	6,531,480	- %	99.94%
90	L	367	PHYSICIANS MUT GRP	6,463,190	- %	99.95%
91	L	7	FEDERATED MUT GRP	5,149,348	- %	99.95%
92	L	704	CONSTELLATION INS HOLDINGS GRP	4,604,316	- %	99.96%
93	L	57320	WOODMEN WORLD LIFE INS SOC	3,982,617	- %	99.96%
94	L	344	CHURCH PENSION FUND GRP	3,181,117	- %	99.96%
95	L	56332	FIRST CATH SLOVAK LADIES ASSN USA	3,147,868	- %	99.96%
96	L	5014	EVERLAKE HOLDINGS GRP	2,637,765	- %	99.96%
97	L	58009	POLICE & FIREMENS INS ASSN	2,610,574	- %	99.97%
98	L	350	GENERAL ELECTRIC GRP	2,397,187	- %	99.97%
99	L	619	ONEAMERICA FIN PARTNERS GRP	2,209,392	- %	99.97%
100	L	5016	AQUARIAN INS HOLDINGS GRP	2,147,270	- %	99.97%
101	L	4553	SAVINGS BANK LIFE GRP	1,999,714	- %	99.97%
102	L	57630	POLISH ROMAN CATHOLIC UNION OF AMER	1,901,640	- %	99.97%
103	L	56138	CSA FRATERNAL LIFE	1,875,117	- %	99.97%
104	L	56170	WOMANS LIFE INS SOCIETY	1,872,080	- %	99.97%
105	L	58181	SUPREME COUNCIL THE ROYAL ARCANUM	1,815,168	- %	99.98%
106	L	300	HORACE MANN GRP	1,815,126	- %	99.98%
107	L	57541	MODERN WOODMEN OF AMER	1,803,932	- %	99.98%
108	L	587	ATLANTIC AMER GRP	1,791,313	- %	99.98%
109	L	315	INDUSTRIAL ALLIANCE GRP	1,612,729	- %	99.98%
110	L	525	PAN AMER LIFE GRP	1,576,009	- %	99.98%
111	L	588	KANSAS CITY LIFE INS GRP	1,531,566	- %	99.98%
112	L	56340	FIRST CATH SLOVAK UNION OF US & CN	1,388,537	- %	99.98%
113	L	810	PENN TREATY AMER GRP	1,270,152	- %	99.98%
114	L	4862	ASSURITY GRP	1,238,541	- %	99.98%
115	L	56782	NATIONAL SLOVAK SOCIETY OF THE USA	1,155,692	- %	99.99%
116	L	56251	MUTUAL BENEFICIAL ASSN INC	1,136,104	- %	99.99%
117	L	56758	LOYAL CHRISTIAN BENEFIT ASSN	982,932	- %	99.99%
118	L	56685	GBU FINANCIAL LIFE	945,316	- %	99.99%
119	L	71404	CONTINENTAL GEN INS CO	896,487	- %	99.99%
120	L	77879	5 STAR LIFE INS CO	891,664	- %	99.99%
121	L	2658	AMERICAN EQUITY INVESTMENT GRP	838,281	- %	99.99%
122	L	56456	UNITED STATES LETTER CARRIERS MUT BE	835,962	- %	99.99%
123	L	440	REGAL REINS GRP	830,388	- %	99.99%
124	L	65927	LINCOLN HERITAGE LIFE INS CO	800,020	- %	99.99%
125	L	449	FINANCIAL HOLDINGS GRP	752,994	- %	99.99%
			TOTAL	155,345,206,157	100.00%	100.00%

Life Insurance Industry
Life/Health and Fraternal Insurers
2022 Market Share Report - Total Premium
Totals Life Ins, Annuity, Deposit Type Contracts, Other Considerations, and Accident & Health

North Carolina

Rank	Business Type	Group/ Company Code	Group/Company Name	Direct Written Premium	Market Share	Cumulative Market Share
1	L	241	METROPOLITAN GRP	2,370,803,258	8.16%	8.16%
2	L	1	CVS GRP	1,792,445,071	6.17%	14.33%
3	L	304	PRUDENTIAL OF AMER GRP	1,516,439,686	5.22%	19.55%
4	L	4734	APOLLO GLOBAL MGMT GRP	1,380,544,534	4.75%	24.30%
5	L	707	UNITEDHEALTH GRP	1,363,357,524	4.69%	28.99%
6	L	435	MASS MUT LIFE INS GRP	1,162,826,556	4.00%	33.00%
7	L	826	NEW YORK LIFE GRP	1,149,265,396	3.96%	36.95%
8	L	20	LINCOLN NATL GRP	1,050,719,044	3.62%	40.57%
9	L	12	AMERICAN INTL GRP	988,139,650	3.40%	43.97%
10	L	140	NATIONWIDE CORP GRP	701,258,579	2.41%	46.38%
11	L	901	CIGNA HLTH GRP	696,880,709	2.40%	48.78%
12	L	431	SAMMONS ENTERPRISES GRP	660,212,551	2.27%	51.05%
13	L	332	PRINCIPAL FIN GRP	610,001,883	2.10%	53.15%
14	L	904	JOHN HANCOCK GRP	608,456,470	2.09%	55.25%
15	L	4965	EQUITABLE HOLDINGS INC GRP	591,195,870	2.03%	57.28%
16	L	860	NORTHWESTERN MUT GRP	529,924,526	1.82%	59.11%
17	L	565	UNUM GRP	462,475,631	1.59%	60.70%
18	L	761	ALLIANZ INS GRP	439,391,993	1.51%	62.21%
19	L	261	MUTUAL OF OMAHA GRP	438,031,260	1.51%	63.72%
20	L	4932	BRIGHTHOUSE HOLDINGS GRP	429,418,086	1.48%	65.20%
21	L	918	JACKSON NATL GRP	408,911,688	1.41%	66.60%
22	L	3891	GLOBAL ATLANTIC GRP	403,239,971	1.39%	67.99%
23	L	458	DAI-ICHI LIFE HOLDINGS INC GRP	396,956,195	1.37%	69.36%
24	L	4832	VOYA FINANCIAL GRP	383,236,960	1.32%	70.68%
25	L	1216	TIAA FAMILY GRP	373,366,391	1.29%	71.96%
26	L	670	FIDELITY NATL FIN INC GRP	335,268,974	1.15%	73.12%
27	L	836	WEST SOUTHERN GRP	324,493,620	1.12%	74.23%
28	L	468	AEGON US HOLDING GRP	319,442,907	1.10%	75.33%
29	L	709	PACIFIC LIFE GRP	297,839,998	1.03%	76.36%
30	L	869	MINNESOTA MUT GRP	251,529,143	0.87%	77.22%
31	L	4794	GROUP 1001 INS HOLDINGS GRP	249,087,027	0.86%	78.08%
32	L	429	GUARDIAN LIFE GRP	238,570,617	0.82%	78.90%
33	L	200	UNITED SERV AUTOMOBILE ASSN GRP	232,065,875	0.80%	79.70%
34	L	68896	SOUTHERN FARM BUREAU LIFE INS CO	228,305,872	0.79%	80.49%
35	L	91	HARTFORD FIRE & CAS GRP	217,462,460	0.75%	81.23%
36	L	4855	SUMITOMO LIFE INS GRP	205,949,910	0.71%	81.94%
37	L	370	AFLAC GRP	200,309,431	0.69%	82.63%
38	L	306	TRUSTAGE GRP	189,618,512	0.65%	83.29%
39	L	233	CNO FINANCIAL GRP	189,565,331	0.65%	83.94%
40	L	549	SUN LIFE FINANCIAL INC GRP	160,787,139	0.55%	84.49%
41	L	1348	MEIJI YASUDA LIFE INS GRP	156,852,919	0.54%	85.03%
42	L	634	NATIONAL LIFE GRP	156,470,878	0.54%	85.57%
43	L	176	STATE FARM GRP	154,772,348	0.53%	86.10%
44	L	3098	TOKIO MARINE HOLDINGS INC GRP	154,213,029	0.53%	86.63%
45	L	769	GREAT WEST GRP	154,097,747	0.53%	87.16%
46	L	4890	SBL HOLDINGS GRP	149,177,503	0.51%	87.68%
47	L	2658	AMERICAN EQUITY INVESTMENT GRP	147,949,155	0.51%	88.19%
48	L	4011	GENWORTH FIN GRP	141,387,452	0.49%	88.67%
49	L	4888	STERLING FINANCIAL INS GRP INC	139,238,805	0.48%	89.15%
50	L	4	AMERIPRISE FIN GRP	138,057,025	0.48%	89.63%
51	L	943	AMERITAS MUT HOLDING GRP	135,517,652	0.47%	90.09%
52	L	290	GLOBE LIFE INC GRP	123,131,057	0.42%	90.52%
53	L	872	BANNER LIFE GRP	118,894,883	0.41%	90.93%
54	L	4925	KUVARE GRP	116,750,454	0.40%	91.33%
55	L	212	ZURICH INS GRP	107,997,464	0.37%	91.70%
56	L	57320	WOODMEN WORLD LIFE INS SOC	106,804,868	0.37%	92.07%
57	L	619	ONEAMERICA FIN PARTNERS GRP	99,001,322	0.34%	92.41%
58	L	4824	ADVANTAGE CAPITAL GRP	93,047,025	0.32%	92.73%
59	L	56014	THRIVENT FINANCIAL FOR LUTHERANS	92,884,549	0.32%	93.05%
60	L	8	ALLSTATE INS GRP	85,577,424	0.29%	93.34%
61	L	4926	TALCOTT HOLDINGS GRP	78,409,062	0.27%	93.61%
62	L	850	PENN MUT GRP	73,639,431	0.25%	93.87%
63	L	3436	LIBERTY LIFE GRP TRUST GRP	60,611,626	0.21%	94.08%

Life Insurance Industry
Life/Health and Fraternal Insurers
2022 Market Share Report - Total Premium
Totals Life Ins, Annuity, Deposit Type Contracts, Other Considerations, and Accident & Health

North Carolina

Rank	Business Type	Group/ Company Code	Group/Company Name	Direct Written Premium	Market Share	Cumulative Market Share
64	L	449	FINANCIAL HOLDINGS GRP	57,773,280	0.20%	94.27%
65	L	4750	PRIMERICA GRP	57,580,195	0.20%	94.47%
66	L	4947	PROSPERITY LIFE INS GRP	56,574,640	0.19%	94.67%
67	L	62510	EQUITRUST LIFE INS CO	52,168,749	0.18%	94.85%
68	L	408	BROOKFIELD ASSET MGMT REINS PARTNERS	46,998,282	0.16%	95.01%
69	L	4736	GGC GRP	45,936,814	0.16%	95.17%
70	L	300	HORACE MANN GRP	45,556,753	0.16%	95.32%
71	L	60445	SAGICOR LIFE INS CO	42,144,883	0.15%	95.47%
72	L	57541	MODERN WOODMEN OF AMER	41,829,570	0.14%	95.61%
73	L	451	FIDELITY SECURITY GRP	41,768,836	0.14%	95.76%
74	L	1211	NATIONAL GUARDIAN LIFE INS GRP	39,738,906	0.14%	95.89%
75	L	661	BCBS OF SC GRP	36,150,980	0.12%	96.02%
76	L	4988	BAYVIEW ASSET MANAGEMENT GRP	35,804,492	0.12%	96.14%
77	L	14924	SECU LIFE INS CO	35,192,013	0.12%	96.26%
78	L	58068	INDEPENDENT ORDER OF FORESTERS US BR	34,676,445	0.12%	96.38%
79	L	626	CHUBB LTD GRP	34,153,222	0.12%	96.50%
80	L	64505	HOMESTEADERS LIFE CO	32,568,233	0.11%	96.61%
81	L	4853	AAA LIFE GRP	32,503,118	0.11%	96.72%
82	L	5016	AQUARIAN INS HOLDINGS GRP	31,563,963	0.11%	96.83%
83	L	574	AMERCO CORP GRP	29,601,258	0.10%	96.93%
84	L	3527	AMERICAN ENTERPRISE MUT GRP	29,350,159	0.10%	97.03%
85	L	315	INDUSTRIAL ALLIANCE GRP	28,919,193	0.10%	97.13%
86	L	65927	LINCOLN HERITAGE LIFE INS CO	28,876,925	0.10%	97.23%
87	L	876	ARKANSAS BCBS GRP	28,705,974	0.10%	97.33%
88	L	704	CONSTELLATION INS HOLDINGS GRP	27,655,552	0.10%	97.43%
89	L	213	ERIE INS GRP	25,822,574	0.09%	97.52%
90	L	367	PHYSICIANS MUT GRP	24,952,058	0.09%	97.60%
91	L	88668	MUTUAL OF AMER LIFE INS CO	24,620,415	0.08%	97.69%
92	L	4213	WILTON RE GRP	24,476,622	0.08%	97.77%
93	L	1117	MANHATTAN LIFE GRP	23,380,089	0.08%	97.85%
94	L	981	FIDELITY INVESTMENT INS & ANN GRP	22,633,140	0.08%	97.93%
95	L	5014	EVERLAKE HOLDINGS GRP	22,611,276	0.08%	98.01%
96	L	535	COLUMBIAN LIFE GRP	22,069,775	0.08%	98.08%
97	L	58033	KNIGHTS OF COLUMBUS	19,152,241	0.07%	98.15%
98	L	525	PAN AMER LIFE GRP	18,313,569	0.06%	98.21%
99	L	98	WR BERKLEY CORP GRP	18,200,745	0.06%	98.27%
100	L	244	CINCINNATI FIN GRP	17,731,574	0.06%	98.34%
101	L	687	GUARANTEE TRUST GRP	17,309,411	0.06%	98.40%
102	L	215	KEMPER CORP GRP	16,582,328	0.06%	98.45%
103	L	5021	ONEMAIN HOLDINGS INC GRP	15,971,298	0.05%	98.51%
104	L	57657	ROYAL NEIGHBORS OF AMER	15,326,175	0.05%	98.56%
105	L	276	TRUSTMARK MUT HOLDING CO GRP	14,644,835	0.05%	98.61%
106	L	4752	GREGG E ZAHN GRP	14,028,841	0.05%	98.66%
107	L	801	DIRECTORS INVESTMENT GRP	13,771,920	0.05%	98.71%
108	L	71404	CONTINENTAL GEN INS CO	13,267,662	0.05%	98.75%
109	L	61921	CITIZENS SECURITY LIFE INS CO	13,193,865	0.05%	98.80%
110	L	4718	TIPTREE FIN GRP	12,855,962	0.04%	98.84%
111	L	477	RENAISSANCE HLTH SERV CORP GRP	12,766,204	0.04%	98.89%
112	L	520	NEW ERA LIFE GRP	12,500,355	0.04%	98.93%
113	L	280	AUTO OWNERS GRP	12,233,593	0.04%	98.97%
114	L	56693	GCU	12,173,955	0.04%	99.01%
115	L	84174	ELCO MUT LIFE & ANN	11,438,727	0.04%	99.05%
116	L	812	HIGHMARK GRP	11,213,363	0.04%	99.09%
117	L	588	KANSAS CITY LIFE INS GRP	10,663,134	0.04%	99.13%
118	L	63290	FIDELITY LIFE ASSN A LEGAL RESERVE L	10,125,407	0.03%	99.16%
119	L	7	FEDERATED MUT GRP	9,827,464	0.03%	99.20%
120	L	4712	GPM LIFE GRP	9,415,517	0.03%	99.23%
121	L	169	SENTRY INS GRP	9,368,644	0.03%	99.26%
122	L	4992	RESOLUTION LIFE US HOLDINGS GRP	9,260,094	0.03%	99.29%
123	L	181	SWISS RE GRP	9,097,462	0.03%	99.32%
124	L	4941	NATIONAL WESTERN LIFE GRP	8,980,277	0.03%	99.35%
125	L	67423	ASPIDA LIFE INS CO	8,959,122	0.03%	99.39%
			TOTAL	29,053,628,632	100.00%	100.00%

Life Insurance Industry
Life/Health and Fraternal Insurers
2022 Market Share Report - Total Premium
Totals Life Ins, Annuity, Deposit Type Contracts, Other Considerations, and Accident & Health

North Dakota

Rank	Business Type	Group/ Company Code	Group/Company Name	Direct Written Premium	Market Share	Cumulative Market Share
1	L	20	LINCOLN NATL GRP	428,062,312	15.00%	15.00%
2	L	304	PRUDENTIAL OF AMER GRP	240,599,632	8.43%	23.44%
3	L	332	PRINCIPAL FIN GRP	205,411,342	7.20%	30.64%
4	L	56014	THRIVENT FINANCIAL FOR LUTHERANS	140,059,153	4.91%	35.54%
5	L	435	MASS MUT LIFE INS GRP	122,823,459	4.30%	39.85%
6	L	826	NEW YORK LIFE GRP	114,748,749	4.02%	43.87%
7	L	904	JOHN HANCOCK GRP	78,266,474	2.74%	46.61%
8	L	4932	BRIGHTHOUSE HOLDINGS GRP	68,217,328	2.39%	49.01%
9	L	140	NATIONWIDE CORP GRP	64,264,110	2.25%	51.26%
10	L	431	SAMMONS ENTERPRISES GRP	60,647,749	2.13%	53.38%
11	L	860	NORTHWESTERN MUT GRP	57,422,403	2.01%	55.40%
12	L	370	AFLAC GRP	53,859,699	1.89%	57.28%
13	L	761	ALLIANZ INS GRP	52,159,959	1.83%	59.11%
14	L	3891	GLOBAL ATLANTIC GRP	46,803,675	1.64%	60.75%
15	L	707	UNITEDHEALTH GRP	45,115,637	1.58%	62.33%
16	L	869	MINNESOTA MUT GRP	39,501,837	1.38%	63.72%
17	L	241	METROPOLITAN GRP	37,695,808	1.32%	65.04%
18	L	918	JACKSON NATL GRP	36,446,882	1.28%	66.32%
19	L	4988	BAYVIEW ASSET MANAGEMENT GRP	34,149,423	1.20%	67.51%
20	L	12	AMERICAN INTL GRP	33,865,938	1.19%	68.70%
21	L	709	PACIFIC LIFE GRP	33,102,482	1.16%	69.86%
22	L	4926	TALCOTT HOLDINGS GRP	31,854,557	1.12%	70.98%
23	L	1216	TIAA FAMILY GRP	31,749,582	1.11%	72.09%
24	L	261	MUTUAL OF OMAHA GRP	31,348,267	1.10%	73.19%
25	L	4925	KUVARE GRP	30,480,588	1.07%	74.26%
26	L	565	UNUM GRP	29,482,907	1.03%	75.29%
27	L	4734	APOLLO GLOBAL MGMT GRP	29,438,839	1.03%	76.32%
28	L	233	CNO FINANCIAL GRP	27,832,082	0.98%	77.30%
29	L	468	AEGON US HOLDING GRP	27,300,763	0.96%	78.26%
30	L	1348	MEIJI YASUDA LIFE INS GRP	25,568,758	0.90%	79.15%
31	L	4	AMERIPRISE FIN GRP	25,464,050	0.89%	80.04%
32	L	4965	EQUITABLE HOLDINGS INC GRP	22,928,837	0.80%	80.85%
33	L	1	CVS GRP	21,920,968	0.77%	81.62%
34	L	670	FIDELITY NATL FIN INC GRP	21,662,969	0.76%	82.37%
35	L	58033	KNIGHTS OF COLUMBUS	21,120,631	0.74%	83.12%
36	L	4832	VOYA FINANCIAL GRP	20,708,435	0.73%	83.84%
37	L	4888	STERLING FINANCIAL INS GRP INC	18,990,613	0.67%	84.51%
38	L	769	GREAT WEST GRP	17,073,936	0.60%	85.11%
39	L	176	STATE FARM GRP	15,805,646	0.55%	85.66%
40	L	300	HORACE MANN GRP	14,379,245	0.50%	86.16%
41	L	4794	GROUP 1001 INS HOLDINGS GRP	14,223,554	0.50%	86.66%
42	L	836	WEST SOUTHERN GRP	13,606,080	0.48%	87.14%
43	L	60445	SAGICOR LIFE INS CO	13,188,343	0.46%	87.60%
44	L	458	DAI-ICHI LIFE HOLDINGS INC GRP	12,188,783	0.43%	88.03%
45	L	4855	SUMITOMO LIFE INS GRP	11,708,324	0.41%	88.44%
46	L	4011	GENWORTH FIN GRP	11,677,874	0.41%	88.85%
47	L	619	ONEAMERICA FIN PARTNERS GRP	11,564,723	0.41%	89.25%
48	L	290	GLOBE LIFE INC GRP	11,523,344	0.40%	89.66%
49	L	634	NATIONAL LIFE GRP	11,190,332	0.39%	90.05%
50	L	91	HARTFORD FIRE & CAS GRP	10,960,271	0.38%	90.43%
51	L	901	CIGNA HLTH GRP	10,952,663	0.38%	90.82%
52	L	1117	MANHATTAN LIFE GRP	10,584,177	0.37%	91.19%
53	L	2658	AMERICAN EQUITY INVESTMENT GRP	10,444,250	0.37%	91.55%
54	L	88668	MUTUAL OF AMER LIFE INS CO	10,126,939	0.35%	91.91%
55	L	306	TRUSTAGE GRP	10,057,062	0.35%	92.26%
56	L	4752	GREGG E ZAHN GRP	9,854,423	0.35%	92.61%
57	L	429	GUARDIAN LIFE GRP	9,716,163	0.34%	92.95%
58	L	1211	NATIONAL GUARDIAN LIFE INS GRP	9,455,830	0.33%	93.28%
59	L	3098	TOKIO MARINE HOLDINGS INC GRP	9,291,915	0.33%	93.60%
60	L	513	IOWA FARM BUREAU GRP	8,797,697	0.31%	93.91%
61	L	473	AMERICAN FAMILY INS GRP	8,743,781	0.31%	94.22%
62	L	4824	ADVANTAGE CAPITAL GRP	8,234,273	0.29%	94.51%
63	L	57541	MODERN WOODMEN OF AMER	7,137,839	0.25%	94.76%

Life Insurance Industry
Life/Health and Fraternal Insurers
2022 Market Share Report - Total Premium
Totals Life Ins, Annuity, Deposit Type Contracts, Other Considerations, and Accident & Health

North Dakota

Rank	Business Type	Group/ Company Code	Group/Company Name	Direct Written Premium	Market Share	Cumulative Market Share
64	L	943	AMERITAS MUT HOLDING GRP	6,892,407	0.24%	95.00%
65	L	62510	EQUITRUST LIFE INS CO	6,516,666	0.23%	95.23%
66	L	8	ALLSTATE INS GRP	6,096,773	0.21%	95.44%
67	L	850	PENN MUT GRP	5,685,319	0.20%	95.64%
68	L	704	CONSTELLATION INS HOLDINGS GRP	5,298,678	0.19%	95.83%
69	L	801	DIRECTORS INVESTMENT GRP	5,217,363	0.18%	96.01%
70	L	549	SUN LIFE FINANCIAL INC GRP	4,627,385	0.16%	96.17%
71	L	1186	LIFETIME HLTHCARE GRP	4,625,016	0.16%	96.33%
72	L	661	BCBS OF SC GRP	4,601,204	0.16%	96.50%
73	L	626	CHUBB LTD GRP	4,405,263	0.15%	96.65%
74	L	872	BANNER LIFE GRP	4,103,330	0.14%	96.79%
75	L	212	ZURICH INS GRP	4,018,522	0.14%	96.93%
76	L	4890	SBL HOLDINGS GRP	3,982,335	0.14%	97.07%
77	L	67423	ASPIDA LIFE INS CO	3,934,333	0.14%	97.21%
78	L	451	FIDELITY SECURITY GRP	3,896,420	0.14%	97.35%
79	L	200	UNITED SERV AUTOMOBILE ASSN GRP	3,788,503	0.13%	97.48%
80	L	84174	ELCO MUT LIFE & ANN	3,379,522	0.12%	97.60%
81	L	169	SENTRY INS GRP	3,322,982	0.12%	97.72%
82	L	50	COUNTRY INS & FIN SERV GRP	3,056,462	0.11%	97.82%
83	L	4900	US ALLIANCE CORP GRP	3,008,156	0.11%	97.93%
84	L	408	BROOKFIELD ASSET MGMT REINS PARTNERS	2,867,420	0.10%	98.03%
85	L	3527	AMERICAN ENTERPRISE MUT GRP	2,628,682	0.09%	98.12%
86	L	280	AUTO OWNERS GRP	2,541,108	0.09%	98.21%
87	L	69132	STATE MUT INS CO	2,271,498	0.08%	98.29%
88	L	4736	GGC GRP	2,265,848	0.08%	98.37%
89	L	4941	NATIONAL WESTERN LIFE GRP	2,171,641	0.08%	98.45%
90	L	876	ARKANSAS BCBS GRP	1,939,607	0.07%	98.51%
91	L	244	CINCINNATI FIN GRP	1,925,219	0.07%	98.58%
92	L	7	FEDERATED MUT GRP	1,783,738	0.06%	98.64%
93	L	4750	PRIMERICA GRP	1,782,700	0.06%	98.71%
94	L	4853	AAA LIFE GRP	1,777,631	0.06%	98.77%
95	L	981	FIDELITY INVESTMENT INS & ANN GRP	1,666,593	0.06%	98.83%
96	L	449	FINANCIAL HOLDINGS GRP	1,396,270	0.05%	98.88%
97	L	4862	ASSURITY GRP	1,323,754	0.05%	98.92%
98	L	93521	GRANULAR INS CO	1,319,886	0.05%	98.97%
99	L	4992	RESOLUTION LIFE US HOLDINGS GRP	1,282,547	0.04%	99.01%
100	L	57053	CATHOLIC UNITED FINANCIAL	1,263,066	0.04%	99.06%
101	L	56030	CATHOLIC FINANCIAL LIFE	1,241,598	0.04%	99.10%
102	L	69329	SURETY LIFE & CAS INS CO	1,152,890	0.04%	99.14%
103	L	4903	CALTON HOLDINGS GRP	1,084,847	0.04%	99.18%
104	L	367	PHYSICIANS MUT GRP	1,059,081	0.04%	99.22%
105	L	5021	ONEMAIN HOLDINGS INC GRP	969,248	0.03%	99.25%
106	L	71471	ABILITY INS CO	886,552	0.03%	99.28%
107	L	57487	CATHOLIC ORDER OF FORESTERS	858,258	0.03%	99.31%
108	L	2878	UNITED HERITAGE MUT GRP	856,226	0.03%	99.34%
109	L	64505	HOMESTEADERS LIFE CO	830,622	0.03%	99.37%
110	L	5014	EVERLAKE HOLDINGS GRP	801,403	0.03%	99.40%
111	L	3436	LIBERTY LIFE GRP TRUST GRP	779,723	0.03%	99.43%
112	L	64580	ILLINOIS MUT LIFE INS CO	746,354	0.03%	99.45%
113	L	687	GUARANTEE TRUST GRP	722,702	0.03%	99.48%
114	L	71404	CONTINENTAL GEN INS CO	706,394	0.02%	99.50%
115	L	42129	UNITED SECURITY ASSUR CO OF PA	675,729	0.02%	99.53%
116	L	90638	BEST LIFE & HLTH INS CO	650,426	0.02%	99.55%
117	L	525	PAN AMER LIFE GRP	647,187	0.02%	99.57%
118	L	4553	SAVINGS BANK LIFE GRP	626,998	0.02%	99.59%
119	L	315	INDUSTRIAL ALLIANCE GRP	617,027	0.02%	99.62%
120	L	690	CENTRAL STATES GRP	611,380	0.02%	99.64%
121	L	58017	BETTERLIFE	562,867	0.02%	99.66%
122	L	60216	AMALGAMATED LIFE INS CO	556,698	0.02%	99.68%
123	L	62928	EMC NATL LIFE CO	548,050	0.02%	99.70%
124	L	588	KANSAS CITY LIFE INS GRP	522,298	0.02%	99.71%
125	L	56383	ORDER OF UNITED COMMERCIAL TRAVELERS	513,333	0.02%	99.73%
			TOTAL	2,853,120,267	100.00%	100.00%

Life Insurance Industry
Life/Health and Fraternal Insurers
2022 Market Share Report - Total Premium
Totals Life Ins, Annuity, Deposit Type Contracts, Other Considerations, and Accident & Health

Ohio

Rank	Business Type	Group/ Company Code	Group/Company Name	Direct Written Premium	Market Share	Cumulative Market Share
1	L	836	WEST SOUTHERN GRP	25,679,242,267	35.58%	35.58%
2	L	140	NATIONWIDE CORP GRP	13,285,326,768	18.41%	53.99%
3	L	1	CVS GRP	3,324,591,969	4.61%	58.60%
4	L	458	DAI-ICHI LIFE HOLDINGS INC GRP	2,181,895,411	3.02%	61.62%
5	L	241	METROPOLITAN GRP	1,476,684,601	2.05%	63.67%
6	L	707	UNITEDHEALTH GRP	1,400,108,189	1.94%	65.61%
7	L	4734	APOLLO GLOBAL MGMT GRP	1,374,148,605	1.90%	67.51%
8	L	435	MASS MUT LIFE INS GRP	1,315,495,378	1.82%	69.34%
9	L	304	PRUDENTIAL OF AMER GRP	1,146,158,999	1.59%	70.92%
10	L	20	LINCOLN NATL GRP	1,115,736,645	1.55%	72.47%
11	L	826	NEW YORK LIFE GRP	1,053,119,249	1.46%	73.93%
12	L	12	AMERICAN INTL GRP	906,084,133	1.26%	75.19%
13	L	332	PRINCIPAL FIN GRP	884,141,190	1.23%	76.41%
14	L	4832	VOYA FINANCIAL GRP	771,661,909	1.07%	77.48%
15	L	4965	EQUITABLE HOLDINGS INC GRP	746,258,777	1.03%	78.51%
16	L	761	ALLIANZ INS GRP	703,387,440	0.97%	79.49%
17	L	670	FIDELITY NATL FIN INC GRP	661,849,826	0.92%	80.41%
18	L	904	JOHN HANCOCK GRP	643,165,689	0.89%	81.30%
19	L	918	JACKSON NATL GRP	625,985,243	0.87%	82.16%
20	L	709	PACIFIC LIFE GRP	529,108,572	0.73%	82.90%
21	L	860	NORTHWESTERN MUT GRP	516,526,697	0.72%	83.61%
22	L	704	CONSTELLATION INS HOLDINGS GRP	505,004,184	0.70%	84.31%
23	L	3891	GLOBAL ATLANTIC GRP	499,494,281	0.69%	85.01%
24	L	431	SAMMONS ENTERPRISES GRP	486,641,810	0.67%	85.68%
25	L	901	CIGNA HLTH GRP	437,494,557	0.61%	86.29%
26	L	4932	BRIGHTHOUSE HOLDINGS GRP	430,206,192	0.60%	86.88%
27	L	1216	TIAA FAMILY GRP	399,498,250	0.55%	87.44%
28	L	468	AEGON US HOLDING GRP	376,648,550	0.52%	87.96%
29	L	261	MUTUAL OF OMAHA GRP	356,616,205	0.49%	88.45%
30	L	429	GUARDIAN LIFE GRP	350,808,609	0.49%	88.94%
31	L	4855	SUMITOMO LIFE INS GRP	296,709,086	0.41%	89.35%
32	L	565	UNUM GRP	274,638,166	0.38%	89.73%
33	L	1348	MEIJI YASUDA LIFE INS GRP	261,547,225	0.36%	90.09%
34	L	3098	TOKIO MARINE HOLDINGS INC GRP	246,293,486	0.34%	90.43%
35	L	869	MINNESOTA MUT GRP	244,774,563	0.34%	90.77%
36	L	549	SUN LIFE FINANCIAL INC GRP	244,388,463	0.34%	91.11%
37	L	769	GREAT WEST GRP	231,037,422	0.32%	91.43%
38	L	4	AMERIPRISE FIN GRP	230,586,416	0.32%	91.75%
39	L	176	STATE FARM GRP	227,448,027	0.32%	92.07%
40	L	200	UNITED SERV AUTOMOBILE ASSN GRP	212,073,504	0.29%	92.36%
41	L	4925	KUVARE GRP	207,034,842	0.29%	92.65%
42	L	56014	THRIVENT FINANCIAL FOR LUTHERANS	187,342,317	0.26%	92.91%
43	L	4890	SBL HOLDINGS GRP	183,990,271	0.25%	93.16%
44	L	290	GLOBE LIFE INC GRP	180,776,569	0.25%	93.41%
45	L	943	AMERITAS MUT HOLDING GRP	179,771,526	0.25%	93.66%
46	L	872	BANNER LIFE GRP	177,788,793	0.25%	93.91%
47	L	4947	PROSPERITY LIFE INS GRP	177,476,330	0.25%	94.15%
48	L	619	ONEAMERICA FIN PARTNERS GRP	167,439,939	0.23%	94.38%
49	L	91	HARTFORD FIRE & CAS GRP	166,992,867	0.23%	94.62%
50	L	4794	GROUP 1001 INS HOLDINGS GRP	157,499,378	0.22%	94.83%
51	L	4988	BAYVIEW ASSET MANAGEMENT GRP	150,102,196	0.21%	95.04%
52	L	306	TRUSTAGE GRP	149,689,647	0.21%	95.25%
53	L	233	CNO FINANCIAL GRP	143,729,737	0.20%	95.45%
54	L	2658	AMERICAN EQUITY INVESTMENT GRP	140,009,252	0.19%	95.64%
55	L	62510	EQUITRUST LIFE INS CO	132,614,349	0.18%	95.83%
56	L	370	AFLAC GRP	128,776,036	0.18%	96.01%
57	L	4011	GENWORTH FIN GRP	127,737,268	0.18%	96.18%
58	L	850	PENN MUT GRP	119,214,681	0.17%	96.35%
59	L	4824	ADVANTAGE CAPITAL GRP	101,197,568	0.14%	96.49%
60	L	8	ALLSTATE INS GRP	98,662,930	0.14%	96.62%
61	L	408	BROOKFIELD ASSET MGMT REINS PARTNERS	93,790,732	0.13%	96.75%
62	L	5038	MIDWEST HOLDINGS INC GRP	90,298,517	0.13%	96.88%
63	L	451	FIDELITY SECURITY GRP	87,943,937	0.12%	97.00%

Life Insurance Industry
Life/Health and Fraternal Insurers
2022 Market Share Report - Total Premium
Totals Life Ins, Annuity, Deposit Type Contracts, Other Considerations, and Accident & Health

Ohio

Rank	Business Type	Group/ Company Code	Group/Company Name	Direct Written Premium	Market Share	Cumulative Market Share
64	L	330	AMERICAN FIDELITY CORP GRP	87,906,861	0.12%	97.12%
65	L	634	NATIONAL LIFE GRP	67,884,276	0.09%	97.22%
66	L	4926	TALCOTT HOLDINGS GRP	66,701,959	0.09%	97.31%
67	L	4750	PRIMERICA GRP	63,452,954	0.09%	97.40%
68	L	4736	GGC GRP	62,909,770	0.09%	97.48%
69	L	57541	MODERN WOODMEN OF AMER	62,390,061	0.09%	97.57%
70	L	730	MEDICAL MUT OF OH GRP	60,783,236	0.08%	97.66%
71	L	244	CINCINNATI FIN GRP	60,374,070	0.08%	97.74%
72	L	588	KANSAS CITY LIFE INS GRP	57,123,990	0.08%	97.82%
73	L	60445	SAGICOR LIFE INS CO	52,862,156	0.07%	97.89%
74	L	58033	KNIGHTS OF COLUMBUS	49,706,529	0.07%	97.96%
75	L	64505	HOMESTEADERS LIFE CO	47,731,287	0.07%	98.03%
76	L	671	ELEVANCE HLTH INC GRP	46,244,304	0.06%	98.09%
77	L	801	DIRECTORS INVESTMENT GRP	43,999,868	0.06%	98.15%
78	L	84174	ELCO MUT LIFE & ANN	43,122,323	0.06%	98.21%
79	L	56685	GBU FINANCIAL LIFE	42,352,572	0.06%	98.27%
80	L	4888	STERLING FINANCIAL INS GRP INC	41,860,650	0.06%	98.33%
81	L	212	ZURICH INS GRP	39,994,003	0.06%	98.38%
82	L	449	FINANCIAL HOLDINGS GRP	39,634,329	0.05%	98.44%
83	L	1211	NATIONAL GUARDIAN LIFE INS GRP	37,476,213	0.05%	98.49%
84	L	88668	MUTUAL OF AMER LIFE INS CO	35,580,364	0.05%	98.54%
85	L	4853	AAA LIFE GRP	34,791,610	0.05%	98.59%
86	L	661	BCBS OF SC GRP	34,788,095	0.05%	98.64%
87	L	981	FIDELITY INVESTMENT INS & ANN GRP	33,120,267	0.05%	98.68%
88	L	367	PHYSICIANS MUT GRP	31,388,671	0.04%	98.73%
89	L	58068	INDEPENDENT ORDER OF FORESTERS US BR	30,301,106	0.04%	98.77%
90	L	65927	LINCOLN HERITAGE LIFE INS CO	26,890,386	0.04%	98.80%
91	L	4941	NATIONAL WESTERN LIFE GRP	25,711,085	0.04%	98.84%
92	L	56693	GCU	25,703,999	0.04%	98.88%
93	L	525	PAN AMER LIFE GRP	24,428,889	0.03%	98.91%
94	L	5014	EVERLAKE HOLDINGS GRP	24,280,658	0.03%	98.94%
95	L	213	ERIE INS GRP	23,502,660	0.03%	98.98%
96	L	169	SENTRY INS GRP	22,887,406	0.03%	99.01%
97	L	98	WR BERKLEY CORP GRP	22,644,202	0.03%	99.04%
98	L	291	ENCOVA MUT INS GRP	22,231,366	0.03%	99.07%
99	L	67423	ASPIDA LIFE INS CO	21,422,542	0.03%	99.10%
100	L	1117	MANHATTAN LIFE GRP	20,475,881	0.03%	99.13%
101	L	4992	RESOLUTION LIFE US HOLDINGS GRP	20,012,832	0.03%	99.16%
102	L	626	CHUBB LTD GRP	19,706,613	0.03%	99.18%
103	L	56154	GLEANER LIFE INS SOCIETY	19,381,713	0.03%	99.21%
104	L	276	TRUSTMARK MUT HOLDING CO GRP	19,089,402	0.03%	99.24%
105	L	280	AUTO OWNERS GRP	18,131,129	0.03%	99.26%
106	L	473	AMERICAN FAMILY INS GRP	17,243,274	0.02%	99.29%
107	L	3436	LIBERTY LIFE GRP TRUST GRP	17,146,441	0.02%	99.31%
108	L	3527	AMERICAN ENTERPRISE MUT GRP	16,613,783	0.02%	99.33%
109	L	56707	ISDA FRATERNAL ASSOC	16,018,363	0.02%	99.35%
110	L	781	UNION LABOR GRP	15,633,845	0.02%	99.38%
111	L	574	AMERCO CORP GRP	14,819,838	0.02%	99.40%
112	L	812	HIGHMARK GRP	14,756,682	0.02%	99.42%
113	L	300	HORACE MANN GRP	14,572,130	0.02%	99.44%
114	L	315	INDUSTRIAL ALLIANCE GRP	14,501,457	0.02%	99.46%
115	L	520	NEW ERA LIFE GRP	14,075,278	0.02%	99.48%
116	L	5016	AQUARIAN INS HOLDINGS GRP	13,230,278	0.02%	99.50%
117	L	4213	WILTON RE GRP	12,061,419	0.02%	99.51%
118	L	5021	ONEMAIN HOLDINGS INC GRP	11,965,805	0.02%	99.53%
119	L	687	GUARANTEE TRUST GRP	11,034,760	0.02%	99.54%
120	L	535	COLUMBIAN LIFE GRP	11,019,851	0.02%	99.56%
121	L	56227	KSKJ LIFE	10,970,076	0.02%	99.57%
122	L	61921	CITIZENS SECURITY LIFE INS CO	10,428,443	0.01%	99.59%
123	L	4718	TIPTREE FIN GRP	9,788,626	0.01%	99.60%
124	L	56316	CATHOLIC LADIES OF COLUMBIA	9,683,217	0.01%	99.62%
125	L	4903	CALTON HOLDINGS GRP	9,566,818	0.01%	99.63%
			TOTAL	72,166,364,658	100.00%	100.00%

Life Insurance Industry
Life/Health and Fraternal Insurers
2022 Market Share Report - Total Premium
Totals Life Ins, Annuity, Deposit Type Contracts, Other Considerations, and Accident & Health

Oklahoma

Rank	Business Type	Group/ Company Code	Group/Company Name	Direct Written Premium	Market Share	Cumulative Market Share
1	L	707	UNITEDHEALTH GRP	402,260,163	6.15%	6.15%
2	L	435	MASS MUT LIFE INS GRP	314,469,538	4.81%	10.96%
3	L	826	NEW YORK LIFE GRP	303,175,769	4.64%	15.59%
4	L	1	CVS GRP	254,034,448	3.88%	19.48%
5	L	20	LINCOLN NATL GRP	221,992,785	3.39%	22.87%
6	L	304	PRUDENTIAL OF AMER GRP	215,267,553	3.29%	26.16%
7	L	241	METROPOLITAN GRP	213,040,383	3.26%	29.42%
8	L	904	JOHN HANCOCK GRP	202,081,036	3.09%	32.51%
9	L	261	MUTUAL OF OMAHA GRP	168,975,362	2.58%	35.09%
10	L	4734	APOLLO GLOBAL MGMT GRP	153,594,116	2.35%	37.44%
11	L	140	NATIONWIDE CORP GRP	153,387,066	2.35%	39.79%
12	L	332	PRINCIPAL FIN GRP	140,410,821	2.15%	41.93%
13	L	860	NORTHWESTERN MUT GRP	140,403,687	2.15%	44.08%
14	L	918	JACKSON NATL GRP	128,852,992	1.97%	46.05%
15	L	330	AMERICAN FIDELITY CORP GRP	124,304,892	1.90%	47.95%
16	L	709	PACIFIC LIFE GRP	121,892,489	1.86%	49.81%
17	L	431	SAMMONS ENTERPRISES GRP	118,580,058	1.81%	51.63%
18	L	901	CIGNA HLTH GRP	118,261,933	1.81%	53.43%
19	L	4832	VOYA FINANCIAL GRP	117,935,924	1.80%	55.24%
20	L	3891	GLOBAL ATLANTIC GRP	113,351,494	1.73%	56.97%
21	L	869	MINNESOTA MUT GRP	97,844,508	1.50%	58.47%
22	L	12	AMERICAN INTL GRP	95,372,012	1.46%	59.92%
23	L	761	ALLIANZ INS GRP	95,264,259	1.46%	61.38%
24	L	4965	EQUITABLE HOLDINGS INC GRP	90,744,118	1.39%	62.77%
25	L	1216	TIAA FAMILY GRP	82,260,753	1.26%	64.03%
26	L	176	STATE FARM GRP	78,705,978	1.20%	65.23%
27	L	468	AEGON US HOLDING GRP	74,348,138	1.14%	66.37%
28	L	370	AFLAC GRP	73,555,543	1.12%	67.49%
29	L	4932	BRIGHTHOUSE HOLDINGS GRP	72,758,918	1.11%	68.60%
30	L	836	WEST SOUTHERN GRP	69,209,784	1.06%	69.66%
31	L	670	FIDELITY NATL FIN INC GRP	67,539,554	1.03%	70.69%
32	L	1348	MEIJI YASUDA LIFE INS GRP	66,824,437	1.02%	71.71%
33	L	429	GUARDIAN LIFE GRP	66,404,040	1.02%	72.73%
34	L	565	UNUM GRP	64,552,623	0.99%	73.72%
35	L	513	IOWA FARM BUREAU GRP	61,995,220	0.95%	74.66%
36	L	850	PENN MUT GRP	57,616,700	0.88%	75.55%
37	L	200	UNITED SERV AUTOMOBILE ASSN GRP	56,913,433	0.87%	76.42%
38	L	4888	STERLING FINANCIAL INS GRP INC	55,409,309	0.85%	77.26%
39	L	212	ZURICH INS GRP	54,330,381	0.83%	78.09%
40	L	4855	SUMITOMO LIFE INS GRP	52,328,511	0.80%	78.89%
41	L	91	HARTFORD FIRE & CAS GRP	47,699,010	0.73%	79.62%
42	L	306	TRUSTAGE GRP	46,114,897	0.71%	80.33%
43	L	290	GLOBE LIFE INC GRP	42,115,163	0.64%	80.97%
44	L	549	SUN LIFE FINANCIAL INC GRP	41,894,126	0.64%	81.61%
45	L	233	CNO FINANCIAL GRP	40,887,565	0.63%	82.24%
46	L	56014	THRIVENT FINANCIAL FOR LUTHERANS	40,099,413	0.61%	82.85%
47	L	769	GREAT WEST GRP	36,186,598	0.55%	83.40%
48	L	408	BROOKFIELD ASSET MGMT REINS PARTNERS	33,755,632	0.52%	83.92%
49	L	62510	EQUITRUST LIFE INS CO	33,467,723	0.51%	84.43%
50	L	619	ONEAMERICA FIN PARTNERS GRP	32,244,481	0.49%	84.92%
51	L	943	AMERITAS MUT HOLDING GRP	32,189,579	0.49%	85.42%
52	L	57541	MODERN WOODMEN OF AMER	32,113,033	0.49%	85.91%
53	L	458	DAI-ICHI LIFE HOLDINGS INC GRP	31,725,601	0.49%	86.39%
54	L	3098	TOKIO MARINE HOLDINGS INC GRP	30,445,351	0.47%	86.86%
55	L	3436	LIBERTY LIFE GRP TRUST GRP	30,386,875	0.46%	87.32%
56	L	4750	PRIMERICA GRP	29,684,561	0.45%	87.78%
57	L	4	AMERIPRISE FIN GRP	29,545,126	0.45%	88.23%
58	L	634	NATIONAL LIFE GRP	28,654,454	0.44%	88.67%
59	L	917	HCSC GRP	26,994,751	0.41%	89.08%
60	L	4011	GENWORTH FIN GRP	26,519,095	0.41%	89.48%
61	L	2658	AMERICAN EQUITY INVESTMENT GRP	24,801,722	0.38%	89.86%
62	L	4824	ADVANTAGE CAPITAL GRP	24,307,580	0.37%	90.24%
63	L	4890	SBL HOLDINGS GRP	23,122,241	0.35%	90.59%

Life Insurance Industry
Life/Health and Fraternal Insurers
2022 Market Share Report - Total Premium
Totals Life Ins, Annuity, Deposit Type Contracts, Other Considerations, and Accident & Health

Oklahoma

Rank	Business Type	Group/ Company Code	Group/Company Name	Direct Written Premium	Market Share	Cumulative Market Share
64	L	367	PHYSICIANS MUT GRP	22,807,475	0.35%	90.94%
65	L	4925	KUVARE GRP	22,280,693	0.34%	91.28%
66	L	88668	MUTUAL OF AMER LIFE INS CO	21,336,642	0.33%	91.60%
67	L	4926	TALCOTT HOLDINGS GRP	20,341,456	0.31%	91.92%
68	L	58033	KNIGHTS OF COLUMBUS	20,293,414	0.31%	92.23%
69	L	4213	WILTON RE GRP	19,580,948	0.30%	92.53%
70	L	872	BANNER LIFE GRP	18,828,660	0.29%	92.81%
71	L	169	SENTRY INS GRP	18,132,523	0.28%	93.09%
72	L	4941	NATIONAL WESTERN LIFE GRP	17,968,141	0.27%	93.36%
73	L	8	ALLSTATE INS GRP	17,291,014	0.26%	93.63%
74	L	64505	HOMESTEADERS LIFE CO	15,524,941	0.24%	93.87%
75	L	449	FINANCIAL HOLDINGS GRP	15,138,443	0.23%	94.10%
76	L	123	SHELTER INS GRP	13,481,726	0.21%	94.30%
77	L	4736	GGC GRP	13,456,171	0.21%	94.51%
78	L	704	CONSTELLATION INS HOLDINGS GRP	13,250,536	0.20%	94.71%
79	L	520	NEW ERA LIFE GRP	12,638,260	0.19%	94.91%
80	L	4853	AAA LIFE GRP	12,068,841	0.18%	95.09%
81	L	4794	GROUP 1001 INS HOLDINGS GRP	11,872,479	0.18%	95.27%
82	L	661	BCBS OF SC GRP	11,341,109	0.17%	95.45%
83	L	1117	MANHATTAN LIFE GRP	10,507,491	0.16%	95.61%
84	L	97810	AMERICAN CENTURY LIFE INS CO	10,410,416	0.16%	95.76%
85	L	1211	NATIONAL GUARDIAN LIFE INS GRP	9,447,290	0.14%	95.91%
86	L	588	KANSAS CITY LIFE INS GRP	8,878,006	0.14%	96.05%
87	L	4988	BAYVIEW ASSET MANAGEMENT GRP	8,846,312	0.14%	96.18%
88	L	525	PAN AMER LIFE GRP	8,635,588	0.13%	96.31%
89	L	801	DIRECTORS INVESTMENT GRP	8,530,109	0.13%	96.44%
90	L	4947	PROSPERITY LIFE INS GRP	8,065,717	0.12%	96.57%
91	L	57320	WOODMEN WORLD LIFE INS SOC	7,810,671	0.12%	96.69%
92	L	5014	EVERLAKE HOLDINGS GRP	7,297,738	0.11%	96.80%
93	L	451	FIDELITY SECURITY GRP	7,290,843	0.11%	96.91%
94	L	65927	LINCOLN HERITAGE LIFE INS CO	6,987,945	0.11%	97.02%
95	L	730	MEDICAL MUT OF OH GRP	6,429,859	0.10%	97.11%
96	L	315	INDUSTRIAL ALLIANCE GRP	6,047,225	0.09%	97.21%
97	L	58068	INDEPENDENT ORDER OF FORESTERS US BR	5,955,689	0.09%	97.30%
98	L	687	GUARANTEE TRUST GRP	5,918,138	0.09%	97.39%
99	L	5016	AQUARIAN INS HOLDINGS GRP	5,492,733	0.08%	97.47%
100	L	5038	MIDWEST HOLDINGS INC GRP	5,179,120	0.08%	97.55%
101	L	50	COUNTRY INS & FIN SERV GRP	4,872,789	0.07%	97.63%
102	L	67	MICHIGAN FARM BUREAU GRP	4,806,945	0.07%	97.70%
103	L	7	FEDERATED MUT GRP	4,778,898	0.07%	97.77%
104	L	587	ATLANTIC AMER GRP	4,744,838	0.07%	97.84%
105	L	98	WR BERKLEY CORP GRP	4,578,658	0.07%	97.91%
106	L	981	FIDELITY INVESTMENT INS & ANN GRP	4,577,298	0.07%	97.98%
107	L	4922	ENTERPRISE INVESTMENTS GRP	4,271,105	0.07%	98.05%
108	L	69132	STATE MUT INS CO	4,236,251	0.06%	98.11%
109	L	812	HIGHMARK GRP	4,201,413	0.06%	98.18%
110	L	60445	SAGICOR LIFE INS CO	4,159,662	0.06%	98.24%
111	L	4903	CALTON HOLDINGS GRP	4,118,357	0.06%	98.31%
112	L	73660	DIRECTORS LIFE ASSUR CO	4,002,096	0.06%	98.37%
113	L	5021	ONEMAIN HOLDINGS INC GRP	3,968,856	0.06%	98.43%
114	L	276	TRUSTMARK MUT HOLDING CO GRP	3,793,665	0.06%	98.49%
115	L	626	CHUBB LTD GRP	3,727,610	0.06%	98.54%
116	L	93521	GRANULAR INS CO	3,707,454	0.06%	98.60%
117	L	4862	ASSURITY GRP	3,616,012	0.06%	98.65%
118	L	5029	PILLAR INS GRP	3,357,168	0.05%	98.71%
119	L	300	HORACE MANN GRP	3,149,263	0.05%	98.75%
120	L	4989	SENECA INTL LTD GRP	3,005,940	0.05%	98.80%
121	L	1321	AMERICAN FARMERS & RANCHERS GRP	2,928,379	0.04%	98.84%
122	L	71404	CONTINENTAL GEN INS CO	2,836,168	0.04%	98.89%
123	L	3527	AMERICAN ENTERPRISE MUT GRP	2,824,795	0.04%	98.93%
124	L	181	SWISS RE GRP	2,786,759	0.04%	98.97%
125	L	77879	5 STAR LIFE INS CO	2,755,362	0.04%	99.02%
			TOTAL	6,540,764,793	100.00%	100.00%

Life Insurance Industry
Life/Health and Fraternal Insurers
2022 Market Share Report - Total Premium
Totals Life Ins, Annuity, Deposit Type Contracts, Other Considerations, and Accident & Health

Oregon

Rank	Business Type	Group/ Company Code	Group/Company Name	Direct Written Premium	Market Share	Cumulative Market Share
1	L	304	PRUDENTIAL OF AMER GRP	776,117,208	9.25%	9.25%
2	L	1348	MEIJI YASUDA LIFE INS GRP	632,232,134	7.53%	16.78%
3	L	707	UNITEDHEALTH GRP	473,757,774	5.65%	22.43%
4	L	826	NEW YORK LIFE GRP	462,745,838	5.51%	27.94%
5	L	435	MASS MUT LIFE INS GRP	289,446,674	3.45%	31.39%
6	L	901	CIGNA HLTH GRP	263,722,827	3.14%	34.53%
7	L	904	JOHN HANCOCK GRP	255,373,778	3.04%	37.58%
8	L	12	AMERICAN INTL GRP	217,118,664	2.59%	40.16%
9	L	4734	APOLLO GLOBAL MGMT GRP	216,832,503	2.58%	42.75%
10	L	4832	VOYA FINANCIAL GRP	215,878,565	2.57%	45.32%
11	L	20	LINCOLN NATL GRP	207,138,992	2.47%	47.79%
12	L	241	METROPOLITAN GRP	199,962,913	2.38%	50.17%
13	L	1	CVS GRP	178,570,918	2.13%	52.30%
14	L	140	NATIONWIDE CORP GRP	177,317,789	2.11%	54.41%
15	L	1295	CENTENE CORP GRP	173,959,113	2.07%	56.49%
16	L	332	PRINCIPAL FIN GRP	162,159,772	1.93%	58.42%
17	L	860	NORTHWESTERN MUT GRP	161,359,765	1.92%	60.34%
18	L	709	PACIFIC LIFE GRP	147,988,850	1.76%	62.10%
19	L	869	MINNESOTA MUT GRP	122,656,363	1.46%	63.57%
20	L	261	MUTUAL OF OMAHA GRP	121,454,645	1.45%	65.01%
21	L	670	FIDELITY NATL FIN INC GRP	112,508,011	1.34%	66.35%
22	L	918	JACKSON NATL GRP	106,992,530	1.27%	67.63%
23	L	565	UNUM GRP	106,379,543	1.27%	68.90%
24	L	836	WEST SOUTHERN GRP	104,623,799	1.25%	70.14%
25	L	1216	TIAA FAMILY GRP	104,264,059	1.24%	71.39%
26	L	4965	EQUITABLE HOLDINGS INC GRP	100,919,264	1.20%	72.59%
27	L	429	GUARDIAN LIFE GRP	97,236,418	1.16%	73.75%
28	L	3891	GLOBAL ATLANTIC GRP	93,636,730	1.12%	74.86%
29	L	200	UNITED SERV AUTOMOBILE ASSN GRP	90,542,047	1.08%	75.94%
30	L	4855	SUMITOMO LIFE INS GRP	90,518,348	1.08%	77.02%
31	L	431	SAMMONS ENTERPRISES GRP	86,835,064	1.03%	78.06%
32	L	761	ALLIANZ INS GRP	78,326,487	0.93%	78.99%
33	L	176	STATE FARM GRP	77,788,158	0.93%	79.92%
34	L	468	AEGON US HOLDING GRP	73,623,541	0.88%	80.79%
35	L	4890	SBL HOLDINGS GRP	70,588,578	0.84%	81.63%
36	L	4932	BRIGHTHOUSE HOLDINGS GRP	67,794,965	0.81%	82.44%
37	L	370	AFLAC GRP	64,563,352	0.77%	83.21%
38	L	769	GREAT WEST GRP	60,139,890	0.72%	83.93%
39	L	4794	GROUP 1001 INS HOLDINGS GRP	55,587,136	0.66%	84.59%
40	L	1117	MANHATTAN LIFE GRP	54,253,988	0.65%	85.24%
41	L	619	ONEAMERICA FIN PARTNERS GRP	51,751,327	0.62%	85.85%
42	L	549	SUN LIFE FINANCIAL INC GRP	49,553,559	0.59%	86.44%
43	L	330	AMERICAN FIDELITY CORP GRP	46,256,196	0.55%	87.00%
44	L	91	HARTFORD FIRE & CAS GRP	45,705,215	0.54%	87.54%
45	L	56014	THRIVENT FINANCIAL FOR LUTHERANS	43,261,070	0.52%	88.06%
46	L	4	AMERIPRISE FIN GRP	41,377,223	0.49%	88.55%
47	L	4925	KUVARE GRP	41,271,248	0.49%	89.04%
48	L	458	DAI-ICHI LIFE HOLDINGS INC GRP	40,871,229	0.49%	89.53%
49	L	2658	AMERICAN EQUITY INVESTMENT GRP	39,601,058	0.47%	90.00%
50	L	4011	GENWORTH FIN GRP	38,637,039	0.46%	90.46%
51	L	233	CNO FINANCIAL GRP	38,170,542	0.45%	90.91%
52	L	943	AMERITAS MUT HOLDING GRP	36,292,855	0.43%	91.35%
53	L	50	COUNTRY INS & FIN SERV GRP	33,557,448	0.40%	91.75%
54	L	212	ZURICH INS GRP	31,862,380	0.38%	92.13%
55	L	290	GLOBE LIFE INC GRP	30,911,629	0.37%	92.49%
56	L	3098	TOKIO MARINE HOLDINGS INC GRP	30,039,822	0.36%	92.85%
57	L	876	ARKANSAS BCBS GRP	27,697,969	0.33%	93.18%
58	L	4988	BAYVIEW ASSET MANAGEMENT GRP	26,892,267	0.32%	93.50%
59	L	306	TRUSTAGE GRP	25,849,655	0.31%	93.81%
60	L	4926	TALCOTT HOLDINGS GRP	25,743,985	0.31%	94.12%
61	L	850	PENN MUT GRP	24,673,745	0.29%	94.41%
62	L	872	BANNER LIFE GRP	23,744,840	0.28%	94.70%
63	L	634	NATIONAL LIFE GRP	23,114,327	0.28%	94.97%

Life Insurance Industry
Life/Health and Fraternal Insurers
2022 Market Share Report - Total Premium
Totals Life Ins, Annuity, Deposit Type Contracts, Other Considerations, and Accident & Health

Oregon

Rank	Business Type	Group/ Company Code	Group/Company Name	Direct Written Premium	Market Share	Cumulative Market Share
64	L	4947	PROSPERITY LIFE INS GRP	20,712,210	0.25%	95.22%
65	L	4824	ADVANTAGE CAPITAL GRP	19,025,717	0.23%	95.44%
66	L	408	BROOKFIELD ASSET MGMT REINS PARTNERS	17,385,889	0.21%	95.65%
67	L	4888	STERLING FINANCIAL INS GRP INC	17,352,745	0.21%	95.86%
68	L	4750	PRIMERICA GRP	16,421,924	0.20%	96.05%
69	L	88668	MUTUAL OF AMER LIFE INS CO	14,624,363	0.17%	96.23%
70	L	588	KANSAS CITY LIFE INS GRP	14,073,646	0.17%	96.40%
71	L	62510	EQUITRUST LIFE INS CO	12,715,166	0.15%	96.55%
72	L	981	FIDELITY INVESTMENT INS & ANN GRP	12,622,684	0.15%	96.70%
73	L	60445	SAGICOR LIFE INS CO	12,393,145	0.15%	96.85%
74	L	169	SENTRY INS GRP	11,797,119	0.14%	96.99%
75	L	4853	AAA LIFE GRP	11,159,083	0.13%	97.12%
76	L	181	SWISS RE GRP	10,262,364	0.12%	97.24%
77	L	704	CONSTELLATION INS HOLDINGS GRP	10,125,169	0.12%	97.36%
78	L	1211	NATIONAL GUARDIAN LIFE INS GRP	9,179,166	0.11%	97.47%
79	L	8	ALLSTATE INS GRP	9,173,499	0.11%	97.58%
80	L	574	AMERCO CORP GRP	9,151,535	0.11%	97.69%
81	L	3527	AMERICAN ENTERPRISE MUT GRP	8,450,190	0.10%	97.79%
82	L	5014	EVERLAKE HOLDINGS GRP	7,909,397	0.09%	97.88%
83	L	4903	CALTON HOLDINGS GRP	7,851,327	0.09%	97.98%
84	L	473	AMERICAN FAMILY INS GRP	7,835,004	0.09%	98.07%
85	L	58068	INDEPENDENT ORDER OF FORESTERS US BR	7,395,109	0.09%	98.16%
86	L	4736	GGC GRP	7,375,489	0.09%	98.25%
87	L	300	HORACE MANN GRP	7,237,336	0.09%	98.33%
88	L	661	BCBS OF SC GRP	7,126,627	0.08%	98.42%
89	L	58033	KNIGHTS OF COLUMBUS	7,087,397	0.08%	98.50%
90	L	2858	HOMESHIELD CAPITAL GRP	6,430,966	0.08%	98.58%
91	L	449	FINANCIAL HOLDINGS GRP	5,680,038	0.07%	98.65%
92	L	4213	WILTON RE GRP	5,381,103	0.06%	98.71%
93	L	67423	ASPIDA LIFE INS CO	5,323,968	0.06%	98.77%
94	L	626	CHUBB LTD GRP	4,919,668	0.06%	98.83%
95	L	367	PHYSICIANS MUT GRP	4,597,107	0.05%	98.89%
96	L	98	WR BERKLEY CORP GRP	4,548,759	0.05%	98.94%
97	L	4992	RESOLUTION LIFE US HOLDINGS GRP	4,134,810	0.05%	98.99%
98	L	5038	MIDWEST HOLDINGS INC GRP	4,028,542	0.05%	99.04%
99	L	315	INDUSTRIAL ALLIANCE GRP	3,558,675	0.04%	99.08%
100	L	7	FEDERATED MUT GRP	3,364,018	0.04%	99.12%
101	L	2878	UNITED HERITAGE MUT GRP	3,275,619	0.04%	99.16%
102	L	671	ELEVANCE HLTH INC GRP	3,084,650	0.04%	99.20%
103	L	244	CINCINNATI FIN GRP	3,007,160	0.04%	99.23%
104	L	65927	LINCOLN HERITAGE LIFE INS CO	2,856,065	0.03%	99.27%
105	L	525	PAN AMER LIFE GRP	2,727,925	0.03%	99.30%
106	L	71471	ABILITY INS CO	2,570,399	0.03%	99.33%
107	L	276	TRUSTMARK MUT HOLDING CO GRP	2,522,619	0.03%	99.36%
108	L	64505	HOMESTEADERS LIFE CO	2,496,532	0.03%	99.39%
109	L	57541	MODERN WOODMEN OF AMER	2,232,837	0.03%	99.42%
110	L	4712	GPM LIFE GRP	2,197,115	0.03%	99.44%
111	L	93521	GRANULAR INS CO	2,108,836	0.03%	99.47%
112	L	451	FIDELITY SECURITY GRP	2,056,643	0.02%	99.49%
113	L	4862	ASSURITY GRP	2,023,862	0.02%	99.52%
114	L	5021	ONEMAIN HOLDINGS INC GRP	1,882,342	0.02%	99.54%
115	L	781	UNION LABOR GRP	1,848,310	0.02%	99.56%
116	L	4553	SAVINGS BANK LIFE GRP	1,828,852	0.02%	99.58%
117	L	5016	AQUARIAN INS HOLDINGS GRP	1,811,553	0.02%	99.61%
118	L	56383	ORDER OF UNITED COMMERCIAL TRAVELERS	1,734,740	0.02%	99.63%
119	L	63290	FIDELITY LIFE ASSN A LEGAL RESERVE L	1,723,175	0.02%	99.65%
120	L	687	GUARANTEE TRUST GRP	1,699,394	0.02%	99.67%
121	L	572	BCBS OF MI GRP	1,606,635	0.02%	99.69%
122	L	67180	OHIO STATE LIFE INS CO	1,465,906	0.02%	99.70%
123	L	3436	LIBERTY LIFE GRP TRUST GRP	1,273,014	0.02%	99.72%
124	L	5024	FORTITUDE GRP HOLDINGS LLC GRP	1,171,202	0.01%	99.73%
125	L	615	BENEFICIAL LIFE GRP	1,170,097	0.01%	99.75%
			TOTAL	8,391,821,268	100.00%	100.00%

Life Insurance Industry
Life/Health and Fraternal Insurers
2022 Market Share Report - Total Premium
Totals Life Ins, Annuity, Deposit Type Contracts, Other Considerations, and Accident & Health

Pennsylvania

Rank	Business Type	Group/ Company Code	Group/Company Name	Direct Written Premium	Market Share	Cumulative Market Share
1	L	1	CVS GRP	2,626,610,366	6.18%	6.18%
2	L	304	PRUDENTIAL OF AMER GRP	2,341,407,083	5.51%	11.69%
3	L	241	METROPOLITAN GRP	2,211,394,065	5.20%	16.89%
4	L	435	MASS MUT LIFE INS GRP	2,181,316,755	5.13%	22.03%
5	L	826	NEW YORK LIFE GRP	1,835,986,405	4.32%	26.35%
6	L	4734	APOLLO GLOBAL MGMT GRP	1,758,634,587	4.14%	30.48%
7	L	769	GREAT WEST GRP	1,582,434,025	3.72%	34.21%
8	L	20	LINCOLN NATL GRP	1,459,348,946	3.43%	37.64%
9	L	1216	TIAA FAMILY GRP	1,363,096,748	3.21%	40.85%
10	L	707	UNITEDHEALTH GRP	1,359,654,786	3.20%	44.05%
11	L	140	NATIONWIDE CORP GRP	1,155,428,112	2.72%	46.77%
12	L	4965	EQUITABLE HOLDINGS INC GRP	1,123,321,722	2.64%	49.41%
13	L	918	JACKSON NATL GRP	959,981,636	2.26%	51.67%
14	L	12	AMERICAN INTL GRP	881,240,503	2.07%	53.74%
15	L	904	JOHN HANCOCK GRP	846,035,382	1.99%	55.73%
16	L	901	CIGNA HLTH GRP	822,127,155	1.93%	57.67%
17	L	431	SAMMONS ENTERPRISES GRP	802,904,230	1.89%	59.56%
18	L	761	ALLIANZ INS GRP	770,246,516	1.81%	61.37%
19	L	4932	BRIGHTHOUSE HOLDINGS GRP	736,604,457	1.73%	63.10%
20	L	332	PRINCIPAL FIN GRP	667,051,129	1.57%	64.67%
21	L	3891	GLOBAL ATLANTIC GRP	660,226,224	1.55%	66.22%
22	L	860	NORTHWESTERN MUT GRP	599,369,580	1.41%	67.64%
23	L	4832	VOYA FINANCIAL GRP	580,492,142	1.37%	69.00%
24	L	670	FIDELITY NATL FIN INC GRP	501,396,520	1.18%	70.18%
25	L	836	WEST SOUTHERN GRP	445,685,730	1.05%	71.23%
26	L	709	PACIFIC LIFE GRP	438,232,163	1.03%	72.26%
27	L	812	HIGHMARK GRP	432,225,873	1.02%	73.28%
28	L	429	GUARDIAN LIFE GRP	425,855,169	1.00%	74.28%
29	L	468	AEGON US HOLDING GRP	421,370,240	0.99%	75.27%
30	L	3098	TOKIO MARINE HOLDINGS INC GRP	395,812,914	0.93%	76.20%
31	L	869	MINNESOTA MUT GRP	377,849,987	0.89%	77.09%
32	L	261	MUTUAL OF OMAHA GRP	375,487,705	0.88%	77.98%
33	L	4890	SBL HOLDINGS GRP	368,098,083	0.87%	78.84%
34	L	1348	MEIJI YASUDA LIFE INS GRP	364,793,750	0.86%	79.70%
35	L	565	UNUM GRP	343,455,171	0.81%	80.51%
36	L	549	SUN LIFE FINANCIAL INC GRP	306,940,771	0.72%	81.23%
37	L	850	PENN MUT GRP	289,424,930	0.68%	81.91%
38	L	56685	GBU FINANCIAL LIFE	281,223,347	0.66%	82.57%
39	L	4855	SUMITOMO LIFE INS GRP	268,673,030	0.63%	83.21%
40	L	62510	EQUITRUST LIFE INS CO	261,913,003	0.62%	83.82%
41	L	4	AMERIPRISE FIN GRP	260,918,423	0.61%	84.44%
42	L	306	TRUSTAGE GRP	257,030,787	0.60%	85.04%
43	L	56014	THRIVENT FINANCIAL FOR LUTHERANS	256,455,259	0.60%	85.64%
44	L	233	CNO FINANCIAL GRP	254,182,887	0.60%	86.24%
45	L	176	STATE FARM GRP	252,868,256	0.59%	86.84%
46	L	872	BANNER LIFE GRP	242,345,323	0.57%	87.41%
47	L	91	HARTFORD FIRE & CAS GRP	227,340,886	0.53%	87.94%
48	L	4794	GROUP 1001 INS HOLDINGS GRP	223,909,991	0.53%	88.47%
49	L	370	AFLAC GRP	223,066,368	0.52%	88.99%
50	L	458	DAI-ICHI LIFE HOLDINGS INC GRP	204,867,297	0.48%	89.48%
51	L	200	UNITED SERV AUTOMOBILE ASSN GRP	195,665,323	0.46%	89.94%
52	L	619	ONEAMERICA FIN PARTNERS GRP	193,858,948	0.46%	90.39%
53	L	4011	GENWORTH FIN GRP	178,736,591	0.42%	90.81%
54	L	2658	AMERICAN EQUITY INVESTMENT GRP	164,237,653	0.39%	91.20%
55	L	4824	ADVANTAGE CAPITAL GRP	150,873,133	0.36%	91.55%
56	L	4925	KUVARE GRP	144,066,325	0.34%	91.89%
57	L	4926	TALCOTT HOLDINGS GRP	140,030,049	0.33%	92.22%
58	L	943	AMERITAS MUT HOLDING GRP	138,819,571	0.33%	92.55%
59	L	56782	NATIONAL SLOVAK SOCIETY OF THE USA	138,748,937	0.33%	92.88%
60	L	4947	PROSPERITY LIFE INS GRP	133,810,955	0.31%	93.19%
61	L	290	GLOBE LIFE INC GRP	133,140,559	0.31%	93.50%
62	L	56693	GCU	132,081,819	0.31%	93.81%
63	L	213	ERIE INS GRP	124,075,536	0.29%	94.11%

Life Insurance Industry
Life/Health and Fraternal Insurers
2022 Market Share Report - Total Premium
Totals Life Ins, Annuity, Deposit Type Contracts, Other Considerations, and Accident & Health

Pennsylvania

Rank	Business Type	Group/ Company Code	Group/Company Name	Direct Written Premium	Market Share	Cumulative Market Share
64	L	4988	BAYVIEW ASSET MANAGEMENT GRP	112,432,304	0.26%	94.37%
65	L	408	BROOKFIELD ASSET MGMT REINS PARTNERS	91,841,807	0.22%	94.59%
66	L	4750	PRIMERICA GRP	90,037,444	0.21%	94.80%
67	L	88668	MUTUAL OF AMER LIFE INS CO	87,806,767	0.21%	95.01%
68	L	634	NATIONAL LIFE GRP	84,522,095	0.20%	95.20%
69	L	4736	GGC GRP	75,896,768	0.18%	95.38%
70	L	300	HORACE MANN GRP	69,365,202	0.16%	95.55%
71	L	520	NEW ERA LIFE GRP	63,055,479	0.15%	95.69%
72	L	84174	ELCO MUT LIFE & ANN	60,874,278	0.14%	95.84%
73	L	4888	STERLING FINANCIAL INS GRP INC	60,128,998	0.14%	95.98%
74	L	60445	SAGICOR LIFE INS CO	57,989,012	0.14%	96.12%
75	L	58033	KNIGHTS OF COLUMBUS	55,268,145	0.13%	96.25%
76	L	704	CONSTELLATION INS HOLDINGS GRP	52,175,011	0.12%	96.37%
77	L	4853	AAA LIFE GRP	49,879,715	0.12%	96.49%
78	L	451	FIDELITY SECURITY GRP	49,293,482	0.12%	96.60%
79	L	56707	ISDA FRATERNAL ASSOC	45,259,196	0.11%	96.71%
80	L	1117	MANHATTAN LIFE GRP	45,168,008	0.11%	96.81%
81	L	626	CHUBB LTD GRP	44,680,719	0.11%	96.92%
82	L	61212	BALTIMORE LIFE INS CO	43,017,822	0.10%	97.02%
83	L	67423	ASPIDA LIFE INS CO	39,808,844	0.09%	97.11%
84	L	65927	LINCOLN HERITAGE LIFE INS CO	39,761,531	0.09%	97.21%
85	L	8	ALLSTATE INS GRP	39,743,068	0.09%	97.30%
86	L	801	DIRECTORS INVESTMENT GRP	39,244,794	0.09%	97.39%
87	L	212	ZURICH INS GRP	38,348,209	0.09%	97.48%
88	L	1211	NATIONAL GUARDIAN LIFE INS GRP	37,864,209	0.09%	97.57%
89	L	5014	EVERLAKE HOLDINGS GRP	34,446,579	0.08%	97.65%
90	L	3436	LIBERTY LIFE GRP TRUST GRP	33,017,472	0.08%	97.73%
91	L	3527	AMERICAN ENTERPRISE MUT GRP	31,743,850	0.07%	97.81%
92	L	981	FIDELITY INVESTMENT INS & ANN GRP	29,672,868	0.07%	97.88%
93	L	64505	HOMESTEADERS LIFE CO	28,926,024	0.07%	97.94%
94	L	330	AMERICAN FIDELITY CORP GRP	28,904,701	0.07%	98.01%
95	L	449	FINANCIAL HOLDINGS GRP	27,964,056	0.07%	98.08%
96	L	244	CINCINNATI FIN GRP	27,867,717	0.07%	98.14%
97	L	169	SENTRY INS GRP	27,638,016	0.07%	98.21%
98	L	525	PAN AMER LIFE GRP	27,228,171	0.06%	98.27%
99	L	574	AMERCO CORP GRP	26,439,336	0.06%	98.34%
100	L	4903	CALTON HOLDINGS GRP	25,815,610	0.06%	98.40%
101	L	661	BCBS OF SC GRP	25,580,475	0.06%	98.46%
102	L	5016	AQUARIAN INS HOLDINGS GRP	24,926,647	0.06%	98.52%
103	L	276	TRUSTMARK MUT HOLDING CO GRP	23,298,136	0.05%	98.57%
104	L	4616	EVERENCE GRP	21,567,105	0.05%	98.62%
105	L	4992	RESOLUTION LIFE US HOLDINGS GRP	19,899,624	0.05%	98.67%
106	L	58068	INDEPENDENT ORDER OF FORESTERS US BR	18,668,461	0.04%	98.71%
107	L	4941	NATIONAL WESTERN LIFE GRP	17,170,490	0.04%	98.75%
108	L	5021	ONEMAIN HOLDINGS INC GRP	16,959,120	0.04%	98.79%
109	L	98	WR BERKLEY CORP GRP	16,845,678	0.04%	98.83%
110	L	57320	WOODMEN WORLD LIFE INS SOC	16,098,142	0.04%	98.87%
111	L	367	PHYSICIANS MUT GRP	15,545,273	0.04%	98.91%
112	L	781	UNION LABOR GRP	14,720,497	0.03%	98.94%
113	L	315	INDUSTRIAL ALLIANCE GRP	13,962,536	0.03%	98.97%
114	L	181	SWISS RE GRP	13,958,638	0.03%	99.01%
115	L	535	COLUMBIAN LIFE GRP	12,997,421	0.03%	99.04%
116	L	917	HCSC GRP	12,481,971	0.03%	99.07%
117	L	56227	KSKJ LIFE	12,420,538	0.03%	99.10%
118	L	4213	WILTON RE GRP	12,050,299	0.03%	99.12%
119	L	93521	GRANULAR INS CO	11,833,343	0.03%	99.15%
120	L	588	KANSAS CITY LIFE INS GRP	11,631,096	0.03%	99.18%
121	L	56758	LOYAL CHRISTIAN BENEFIT ASSN	11,560,916	0.03%	99.21%
122	L	60216	AMALGAMATED LIFE INS CO	11,092,820	0.03%	99.23%
123	L	581	BOSTON MUT GRP	10,945,598	0.03%	99.26%
124	L	99600	AMERICAN CENTURY LIFE INS CO	10,602,278	0.02%	99.28%
125	L	61921	CITIZENS SECURITY LIFE INS CO	10,591,930	0.02%	99.31%
			TOTAL	42,499,141,269	100.00%	100.00%

Life Insurance Industry
Life/Health and Fraternal Insurers
2022 Market Share Report - Total Premium
Totals Life Ins, Annuity, Deposit Type Contracts, Other Considerations, and Accident & Health

Rhode Island

Rank	Business Type	Group/ Company Code	Group/Company Name	Direct Written Premium	Market Share	Cumulative Market Share
1	L	707	UNITEDHEALTH GRP	223,279,895	7.53%	7.53%
2	L	435	MASS MUT LIFE INS GRP	211,025,389	7.12%	14.65%
3	L	4734	APOLLO GLOBAL MGMT GRP	161,865,110	5.46%	20.11%
4	L	826	NEW YORK LIFE GRP	125,362,764	4.23%	24.34%
5	L	1216	TIAA FAMILY GRP	103,493,857	3.49%	27.83%
6	L	918	JACKSON NATL GRP	99,104,862	3.34%	31.17%
7	L	20	LINCOLN NATL GRP	96,627,817	3.26%	34.43%
8	L	304	PRUDENTIAL OF AMER GRP	94,092,966	3.17%	37.60%
9	L	4832	VOYA FINANCIAL GRP	92,743,557	3.13%	40.73%
10	L	140	NATIONWIDE CORP GRP	86,073,677	2.90%	43.63%
11	L	241	METROPOLITAN GRP	83,216,538	2.81%	46.44%
12	L	12	AMERICAN INTL GRP	75,855,774	2.56%	49.00%
13	L	4965	EQUITABLE HOLDINGS INC GRP	73,913,090	2.49%	51.49%
14	L	3891	GLOBAL ATLANTIC GRP	66,503,352	2.24%	53.74%
15	L	4890	SBL HOLDINGS GRP	60,400,857	2.04%	55.77%
16	L	1	CVS GRP	59,217,186	2.00%	57.77%
17	L	904	JOHN HANCOCK GRP	57,613,883	1.94%	59.71%
18	L	860	NORTHWESTERN MUT GRP	55,971,018	1.89%	61.60%
19	L	4932	BRIGHTHOUSE HOLDINGS GRP	55,712,887	1.88%	63.48%
20	L	709	PACIFIC LIFE GRP	52,531,483	1.77%	65.25%
21	L	306	TRUSTAGE GRP	52,111,394	1.76%	67.01%
22	L	761	ALLIANZ INS GRP	46,435,219	1.57%	68.58%
23	L	4855	SUMITOMO LIFE INS GRP	45,716,844	1.54%	70.12%
24	L	431	SAMMONS ENTERPRISES GRP	44,282,707	1.49%	71.61%
25	L	233	CNO FINANCIAL GRP	44,068,340	1.49%	73.10%
26	L	901	CIGNA HLTH GRP	39,505,296	1.33%	74.43%
27	L	836	WEST SOUTHERN GRP	39,130,905	1.32%	75.75%
28	L	91	HARTFORD FIRE & CAS GRP	36,321,289	1.23%	76.98%
29	L	332	PRINCIPAL FIN GRP	34,798,156	1.17%	78.15%
30	L	3098	TOKIO MARINE HOLDINGS INC GRP	33,065,826	1.12%	79.27%
31	L	769	GREAT WEST GRP	32,651,105	1.10%	80.37%
32	L	4	AMERIPRISE FIN GRP	30,595,030	1.03%	81.40%
33	L	872	BANNER LIFE GRP	30,019,793	1.01%	82.41%
34	L	261	MUTUAL OF OMAHA GRP	29,876,073	1.01%	83.42%
35	L	468	AEGON US HOLDING GRP	26,768,662	0.90%	84.32%
36	L	200	UNITED SERV AUTOMOBILE ASSN GRP	25,906,703	0.87%	85.20%
37	L	869	MINNESOTA MUT GRP	25,307,906	0.85%	86.05%
38	L	565	UNUM GRP	21,125,066	0.71%	86.76%
39	L	1348	MEIJI YASUDA LIFE INS GRP	19,918,035	0.67%	87.43%
40	L	549	SUN LIFE FINANCIAL INC GRP	19,643,392	0.66%	88.10%
41	L	88668	MUTUAL OF AMER LIFE INS CO	19,340,704	0.65%	88.75%
42	L	670	FIDELITY NATL FIN INC GRP	18,451,456	0.62%	89.37%
43	L	370	AFLAC GRP	17,346,357	0.59%	89.96%
44	L	429	GUARDIAN LIFE GRP	16,713,799	0.56%	90.52%
45	L	2658	AMERICAN EQUITY INVESTMENT GRP	16,085,239	0.54%	91.06%
46	L	4011	GENWORTH FIN GRP	13,900,520	0.47%	91.53%
47	L	4888	STERLING FINANCIAL INS GRP INC	13,611,991	0.46%	91.99%
48	L	60445	SAGICOR LIFE INS CO	13,363,134	0.45%	92.44%
49	L	4794	GROUP 1001 INS HOLDINGS GRP	12,709,430	0.43%	92.87%
50	L	458	DAI-ICHI LIFE HOLDINGS INC GRP	12,586,717	0.42%	93.29%
51	L	850	PENN MUT GRP	11,265,309	0.38%	93.67%
52	L	619	ONEAMERICA FIN PARTNERS GRP	10,981,917	0.37%	94.04%
53	L	28	AMICA MUT GRP	10,656,652	0.36%	94.40%
54	L	4925	KUVARE GRP	9,485,710	0.32%	94.72%
55	L	4750	PRIMERICA GRP	9,184,958	0.31%	95.03%
56	L	290	GLOBE LIFE INC GRP	8,663,063	0.29%	95.33%
57	L	634	NATIONAL LIFE GRP	7,640,013	0.26%	95.58%
58	L	408	BROOKFIELD ASSET MGMT REINS PARTNERS	7,620,736	0.26%	95.84%
59	L	4926	TALCOTT HOLDINGS GRP	6,762,531	0.23%	96.07%
60	L	4736	GGC GRP	6,068,081	0.20%	96.27%
61	L	943	AMERITAS MUT HOLDING GRP	5,958,739	0.20%	96.47%
62	L	169	SENTRY INS GRP	5,482,802	0.18%	96.66%
63	L	4988	BAYVIEW ASSET MANAGEMENT GRP	5,361,870	0.18%	96.84%

Life Insurance Industry
Life/Health and Fraternal Insurers
2022 Market Share Report - Total Premium
Totals Life Ins, Annuity, Deposit Type Contracts, Other Considerations, and Accident & Health

Rhode Island

Rank	Business Type	Group/ Company Code	Group/Company Name	Direct Written Premium	Market Share	Cumulative Market Share
64	L	4553	SAVINGS BANK LIFE GRP	5,314,577	0.18%	97.02%
65	L	300	HORACE MANN GRP	5,290,812	0.18%	97.20%
66	L	812	HIGHMARK GRP	4,617,462	0.16%	97.35%
67	L	62510	EQUITRUST LIFE INS CO	4,558,971	0.15%	97.51%
68	L	981	FIDELITY INVESTMENT INS & ANN GRP	4,339,794	0.15%	97.65%
69	L	4853	AAA LIFE GRP	4,151,271	0.14%	97.79%
70	L	704	CONSTELLATION INS HOLDINGS GRP	4,136,973	0.14%	97.93%
71	L	58033	KNIGHTS OF COLUMBUS	3,887,825	0.13%	98.06%
72	L	626	CHUBB LTD GRP	3,117,382	0.11%	98.17%
73	L	56014	THRIVENT FINANCIAL FOR LUTHERANS	2,748,453	0.09%	98.26%
74	L	5014	EVERLAKE HOLDINGS GRP	2,710,911	0.09%	98.35%
75	L	4947	PROSPERITY LIFE INS GRP	2,528,249	0.09%	98.44%
76	L	5016	AQUARIAN INS HOLDINGS GRP	2,387,955	0.08%	98.52%
77	L	451	FIDELITY SECURITY GRP	2,318,114	0.08%	98.60%
78	L	4824	ADVANTAGE CAPITAL GRP	2,317,735	0.08%	98.68%
79	L	8	ALLSTATE INS GRP	2,156,993	0.07%	98.75%
80	L	98	WR BERKLEY CORP GRP	2,126,779	0.07%	98.82%
81	L	449	FINANCIAL HOLDINGS GRP	1,946,296	0.07%	98.89%
82	L	581	BOSTON MUT GRP	1,826,385	0.06%	98.95%
83	L	1117	MANHATTAN LIFE GRP	1,630,545	0.05%	99.00%
84	L	58068	INDEPENDENT ORDER OF FORESTERS US BR	1,424,007	0.05%	99.05%
85	L	65927	LINCOLN HERITAGE LIFE INS CO	1,321,071	0.04%	99.10%
86	L	212	ZURICH INS GRP	1,258,549	0.04%	99.14%
87	L	67423	ASPIDA LIFE INS CO	1,179,137	0.04%	99.18%
88	L	315	INDUSTRIAL ALLIANCE GRP	1,108,999	0.04%	99.22%
89	L	4992	RESOLUTION LIFE US HOLDINGS GRP	1,053,505	0.04%	99.25%
90	L	58009	POLICE & FIREMENS INS ASSN	948,644	0.03%	99.28%
91	L	535	COLUMBIAN LIFE GRP	928,562	0.03%	99.31%
92	L	64505	HOMESTEADERS LIFE CO	898,777	0.03%	99.34%
93	L	1211	NATIONAL GUARDIAN LIFE INS GRP	865,427	0.03%	99.37%
94	L	525	PAN AMER LIFE GRP	847,817	0.03%	99.40%
95	L	276	TRUSTMARK MUT HOLDING CO GRP	839,039	0.03%	99.43%
96	L	56332	FIRST CATH SLOVAK LADIES ASSN USA	833,853	0.03%	99.46%
97	L	77879	5 STAR LIFE INS CO	818,057	0.03%	99.49%
98	L	63819	UNITY FINANCIAL LIFE INS CO	815,932	0.03%	99.51%
99	L	367	PHYSICIANS MUT GRP	761,561	0.03%	99.54%
100	L	176	STATE FARM GRP	706,573	0.02%	99.56%
101	L	477	RENAISSANCE HLTH SERV CORP GRP	688,735	0.02%	99.59%
102	L	4903	CALTON HOLDINGS GRP	674,233	0.02%	99.61%
103	L	63290	FIDELITY LIFE ASSN A LEGAL RESERVE L	612,762	0.02%	99.63%
104	L	781	UNION LABOR GRP	575,549	0.02%	99.65%
105	L	330	AMERICAN FIDELITY CORP GRP	551,527	0.02%	99.67%
106	L	687	GUARANTEE TRUST GRP	545,155	0.02%	99.69%
107	L	4862	ASSURITY GRP	542,179	0.02%	99.70%
108	L	62928	EMC NATL LIFE CO	538,180	0.02%	99.72%
109	L	574	AMERCO CORP GRP	497,426	0.02%	99.74%
110	L	3527	AMERICAN ENTERPRISE MUT GRP	443,567	0.01%	99.75%
111	L	68772	SECURITY MUT LIFE INS CO OF NY	440,129	0.01%	99.77%
112	L	4712	GPM LIFE GRP	429,301	0.01%	99.78%
113	L	4213	WILTON RE GRP	408,169	0.01%	99.80%
114	L	4955	POWELL INS GRP	381,780	0.01%	99.81%
115	L	344	CHURCH PENSION FUND GRP	367,327	0.01%	99.82%
116	L	57657	ROYAL NEIGHBORS OF AMER	357,869	0.01%	99.83%
117	L	3436	LIBERTY LIFE GRP TRUST GRP	355,739	0.01%	99.85%
118	L	801	DIRECTORS INVESTMENT GRP	325,064	0.01%	99.86%
119	L	181	SWISS RE GRP	321,779	0.01%	99.87%
120	L	56685	GBU FINANCIAL LIFE	248,151	0.01%	99.88%
121	L	588	KANSAS CITY LIFE INS GRP	219,294	0.01%	99.88%
122	L	7	FEDERATED MUT GRP	218,867	0.01%	99.89%
123	L	917	HCSC GRP	204,577	0.01%	99.90%
124	L	56030	CATHOLIC FINANCIAL LIFE	196,399	0.01%	99.91%
125	L	93521	GRANULAR INS CO	188,860	0.01%	99.91%
			TOTAL	2,964,768,874	100.00%	100.00%

Life Insurance Industry
Life/Health and Fraternal Insurers
2022 Market Share Report - Total Premium
Totals Life Ins, Annuity, Deposit Type Contracts, Other Considerations, and Accident & Health

South Carolina

Rank	Business Type	Group/ Company Code	Group/Company Name	Direct Written Premium	Market Share	Cumulative Market Share
1	L	4734	APOLLO GLOBAL MGMT GRP	961,353,420	7.44%	7.44%
2	L	1	CVS GRP	830,876,804	6.43%	13.87%
3	L	435	MASS MUT LIFE INS GRP	615,071,704	4.76%	18.63%
4	L	304	PRUDENTIAL OF AMER GRP	541,628,143	4.19%	22.82%
5	L	707	UNITEDHEALTH GRP	517,779,898	4.01%	26.82%
6	L	241	METROPOLITAN GRP	494,666,930	3.83%	30.65%
7	L	826	NEW YORK LIFE GRP	466,213,816	3.61%	34.26%
8	L	20	LINCOLN NATL GRP	453,170,543	3.51%	37.76%
9	L	761	ALLIANZ INS GRP	335,780,293	2.60%	40.36%
10	L	901	CIGNA HLTH GRP	316,553,088	2.45%	42.81%
11	L	12	AMERICAN INTL GRP	313,948,087	2.43%	45.24%
12	L	918	JACKSON NATL GRP	268,815,067	2.08%	47.32%
13	L	4932	BRIGHTHOUSE HOLDINGS GRP	268,701,820	2.08%	49.40%
14	L	904	JOHN HANCOCK GRP	259,596,080	2.01%	51.41%
15	L	140	NATIONWIDE CORP GRP	252,368,719	1.95%	53.36%
16	L	4965	EQUITABLE HOLDINGS INC GRP	249,907,875	1.93%	55.29%
17	L	261	MUTUAL OF OMAHA GRP	223,016,207	1.73%	57.02%
18	L	860	NORTHWESTERN MUT GRP	218,761,643	1.69%	58.71%
19	L	431	SAMMONS ENTERPRISES GRP	196,833,693	1.52%	60.23%
20	L	619	ONEAMERICA FIN PARTNERS GRP	194,998,954	1.51%	61.74%
21	L	4794	GROUP 1001 INS HOLDINGS GRP	160,185,436	1.24%	62.98%
22	L	670	FIDELITY NATL FIN INC GRP	157,634,036	1.22%	64.20%
23	L	565	UNUM GRP	149,372,296	1.16%	65.36%
24	L	332	PRINCIPAL FIN GRP	142,151,056	1.10%	66.46%
25	L	429	GUARDIAN LIFE GRP	136,947,548	1.06%	67.52%
26	L	709	PACIFIC LIFE GRP	134,407,623	1.04%	68.55%
27	L	468	AEGON US HOLDING GRP	134,330,932	1.04%	69.59%
28	L	3891	GLOBAL ATLANTIC GRP	131,768,659	1.02%	70.61%
29	L	4832	VOYA FINANCIAL GRP	131,088,606	1.01%	71.63%
30	L	1348	MEIJI YASUDA LIFE INS GRP	130,252,550	1.01%	72.64%
31	L	4890	SBL HOLDINGS GRP	126,577,797	0.98%	73.62%
32	L	200	UNITED SERV AUTOMOBILE ASSN GRP	126,021,561	0.98%	74.59%
33	L	2658	AMERICAN EQUITY INVESTMENT GRP	124,519,134	0.96%	75.55%
34	L	836	WEST SOUTHERN GRP	124,063,431	0.96%	76.51%
35	L	176	STATE FARM GRP	122,644,112	0.95%	77.46%
36	L	306	TRUSTAGE GRP	114,120,727	0.88%	78.35%
37	L	869	MINNESOTA MUT GRP	109,339,200	0.85%	79.19%
38	L	370	AFLAC GRP	94,531,380	0.73%	79.92%
39	L	1216	TIAA FAMILY GRP	93,100,401	0.72%	80.64%
40	L	4925	KUVARE GRP	89,835,320	0.70%	81.34%
41	L	458	DAI-ICHI LIFE HOLDINGS INC GRP	83,855,531	0.65%	81.99%
42	L	4	AMERIPRISE FIN GRP	82,061,764	0.63%	82.62%
43	L	91	HARTFORD FIRE & CAS GRP	81,861,865	0.63%	83.25%
44	L	4855	SUMITOMO LIFE INS GRP	79,768,797	0.62%	83.87%
45	L	233	CNO FINANCIAL GRP	79,505,174	0.62%	84.49%
46	L	4824	ADVANTAGE CAPITAL GRP	78,837,382	0.61%	85.10%
47	L	4011	GENWORTH FIN GRP	73,728,223	0.57%	85.67%
48	L	943	AMERITAS MUT HOLDING GRP	69,370,812	0.54%	86.20%
49	L	290	GLOBE LIFE INC GRP	69,320,451	0.54%	86.74%
50	L	769	GREAT WEST GRP	67,068,422	0.52%	87.26%
51	L	3098	TOKIO MARINE HOLDINGS INC GRP	66,801,274	0.52%	87.78%
52	L	549	SUN LIFE FINANCIAL INC GRP	60,694,931	0.47%	88.25%
53	L	4888	STERLING FINANCIAL INS GRP INC	60,138,400	0.47%	88.71%
54	L	276	TRUSTMARK MUT HOLDING CO GRP	59,013,487	0.46%	89.17%
55	L	4988	BAYVIEW ASSET MANAGEMENT GRP	57,660,925	0.45%	89.61%
56	L	3436	LIBERTY LIFE GRP TRUST GRP	56,060,854	0.43%	90.05%
57	L	872	BANNER LIFE GRP	55,288,581	0.43%	90.48%
58	L	68896	SOUTHERN FARM BUREAU LIFE INS CO	54,941,168	0.43%	90.90%
59	L	62510	EQUITRUST LIFE INS CO	53,219,703	0.41%	91.31%
60	L	4750	PRIMERICA GRP	51,232,794	0.40%	91.71%
61	L	8	ALLSTATE INS GRP	47,410,919	0.37%	92.08%
62	L	634	NATIONAL LIFE GRP	46,864,257	0.36%	92.44%
63	L	56014	THRIVENT FINANCIAL FOR LUTHERANS	41,643,922	0.32%	92.76%

Life Insurance Industry
Life/Health and Fraternal Insurers
2022 Market Share Report - Total Premium
Totals Life Ins, Annuity, Deposit Type Contracts, Other Considerations, and Accident & Health

South Carolina

Rank	Business Type	Group/ Company Code	Group/Company Name	Direct Written Premium	Market Share	Cumulative Market Share
64	L	4926	TALCOTT HOLDINGS GRP	35,302,819	0.27%	93.03%
65	L	57320	WOODMEN WORLD LIFE INS SOC	34,701,272	0.27%	93.30%
66	L	661	BCBS OF SC GRP	34,490,310	0.27%	93.57%
67	L	850	PENN MUT GRP	34,251,189	0.26%	93.83%
68	L	408	BROOKFIELD ASSET MGMT REINS PARTNERS	31,009,536	0.24%	94.07%
69	L	1117	MANHATTAN LIFE GRP	30,839,267	0.24%	94.31%
70	L	300	HORACE MANN GRP	30,365,722	0.23%	94.55%
71	L	4736	GGC GRP	30,122,254	0.23%	94.78%
72	L	60445	SAGICOR LIFE INS CO	30,097,445	0.23%	95.01%
73	L	449	FINANCIAL HOLDINGS GRP	26,695,153	0.21%	95.22%
74	L	65927	LINCOLN HERITAGE LIFE INS CO	26,683,519	0.21%	95.43%
75	L	4947	PROSPERITY LIFE INS GRP	23,205,596	0.18%	95.61%
76	L	520	NEW ERA LIFE GRP	20,929,508	0.16%	95.77%
77	L	58068	INDEPENDENT ORDER OF FORESTERS US BR	18,713,286	0.14%	95.91%
78	L	5016	AQUARIAN INS HOLDINGS GRP	17,413,838	0.13%	96.05%
79	L	57541	MODERN WOODMEN OF AMER	16,128,760	0.12%	96.17%
80	L	315	INDUSTRIAL ALLIANCE GRP	16,053,750	0.12%	96.30%
81	L	3527	AMERICAN ENTERPRISE MUT GRP	15,927,363	0.12%	96.42%
82	L	58033	KNIGHTS OF COLUMBUS	15,228,053	0.12%	96.54%
83	L	367	PHYSICIANS MUT GRP	15,140,200	0.12%	96.65%
84	L	4853	AAA LIFE GRP	14,753,471	0.11%	96.77%
85	L	215	KEMPER CORP GRP	14,564,969	0.11%	96.88%
86	L	67423	ASPIDA LIFE INS CO	13,646,902	0.11%	96.99%
87	L	574	AMERCO CORP GRP	13,449,056	0.10%	97.09%
88	L	626	CHUBB LTD GRP	13,274,067	0.10%	97.19%
89	L	169	SENTRY INS GRP	13,100,445	0.10%	97.29%
90	L	5014	EVERLAKE HOLDINGS GRP	12,986,650	0.10%	97.40%
91	L	535	COLUMBIAN LIFE GRP	12,978,989	0.10%	97.50%
92	L	212	ZURICH INS GRP	12,421,436	0.10%	97.59%
93	L	1211	NATIONAL GUARDIAN LIFE INS GRP	11,635,187	0.09%	97.68%
94	L	451	FIDELITY SECURITY GRP	11,347,854	0.09%	97.77%
95	L	981	FIDELITY INVESTMENT INS & ANN GRP	11,286,810	0.09%	97.86%
96	L	4718	TIPTREE FIN GRP	10,575,000	0.08%	97.94%
97	L	704	CONSTELLATION INS HOLDINGS GRP	10,554,733	0.08%	98.02%
98	L	4955	POWELL INS GRP	10,060,342	0.08%	98.10%
99	L	64505	HOMESTEADERS LIFE CO	9,747,703	0.08%	98.17%
100	L	88668	MUTUAL OF AMER LIFE INS CO	9,154,902	0.07%	98.24%
101	L	98	WR BERKLEY CORP GRP	9,073,298	0.07%	98.31%
102	L	812	HIGHMARK GRP	8,551,437	0.07%	98.38%
103	L	4712	GPM LIFE GRP	8,244,221	0.06%	98.44%
104	L	330	AMERICAN FIDELITY CORP GRP	7,939,629	0.06%	98.51%
105	L	687	GUARANTEE TRUST GRP	7,629,065	0.06%	98.57%
106	L	280	AUTO OWNERS GRP	7,535,938	0.06%	98.62%
107	L	4992	RESOLUTION LIFE US HOLDINGS GRP	7,284,590	0.06%	98.68%
108	L	525	PAN AMER LIFE GRP	6,976,635	0.05%	98.73%
109	L	588	KANSAS CITY LIFE INS GRP	6,929,451	0.05%	98.79%
110	L	181	SWISS RE GRP	6,703,728	0.05%	98.84%
111	L	4213	WILTON RE GRP	6,280,932	0.05%	98.89%
112	L	244	CINCINNATI FIN GRP	6,241,919	0.05%	98.94%
113	L	61921	CITIZENS SECURITY LIFE INS CO	6,062,887	0.05%	98.98%
114	L	56693	GCU	5,812,957	0.04%	99.03%
115	L	57657	ROYAL NEIGHBORS OF AMER	5,786,776	0.04%	99.07%
116	L	68772	SECURITY MUT LIFE INS CO OF NY	5,749,816	0.04%	99.12%
117	L	5021	ONEMAIN HOLDINGS INC GRP	5,236,815	0.04%	99.16%
118	L	801	DIRECTORS INVESTMENT GRP	4,876,211	0.04%	99.20%
119	L	7	FEDERATED MUT GRP	4,822,926	0.04%	99.23%
120	L	71404	CONTINENTAL GEN INS CO	4,582,072	0.04%	99.27%
121	L	587	ATLANTIC AMER GRP	4,314,661	0.03%	99.30%
122	L	4553	SAVINGS BANK LIFE GRP	4,044,755	0.03%	99.33%
123	L	477	RENAISSANCE HLTH SERV CORP GRP	3,891,593	0.03%	99.36%
124	L	730	MEDICAL MUT OF OH GRP	3,829,618	0.03%	99.39%
125	L	77879	5 STAR LIFE INS CO	3,688,312	0.03%	99.42%
			TOTAL	12,925,013,255	100.00%	100.00%

Life Insurance Industry
Life/Health and Fraternal Insurers
2022 Market Share Report - Total Premium
Totals Life Ins, Annuity, Deposit Type Contracts, Other Considerations, and Accident & Health

South Dakota

Rank	Business Type	Group/ Company Code	Group/Company Name	Direct Written Premium	Market Share	Cumulative Market Share
1	L	1348	MEIJI YASUDA LIFE INS GRP	493,671,761	13.13%	13.13%
2	L	332	PRINCIPAL FIN GRP	352,836,382	9.38%	22.51%
3	L	304	PRUDENTIAL OF AMER GRP	330,298,961	8.78%	31.30%
4	L	826	NEW YORK LIFE GRP	206,299,759	5.49%	36.78%
5	L	709	PACIFIC LIFE GRP	152,901,271	4.07%	40.85%
6	L	56014	THRIVENT FINANCIAL FOR LUTHERANS	126,622,175	3.37%	44.22%
7	L	4844	LIA HOLDINGS GRP	97,302,221	2.59%	46.80%
8	L	20	LINCOLN NATL GRP	94,739,551	2.52%	49.32%
9	L	869	MINNESOTA MUT GRP	86,168,717	2.29%	51.61%
10	L	860	NORTHWESTERN MUT GRP	81,382,689	2.16%	53.78%
11	L	212	ZURICH INS GRP	76,910,491	2.05%	55.82%
12	L	904	JOHN HANCOCK GRP	74,002,891	1.97%	57.79%
13	L	370	AFLAC GRP	67,838,877	1.80%	59.60%
14	L	431	SAMMONS ENTERPRISES GRP	65,023,520	1.73%	61.32%
15	L	261	MUTUAL OF OMAHA GRP	65,003,422	1.73%	63.05%
16	L	1	CVS GRP	58,590,264	1.56%	64.61%
17	L	435	MASS MUT LIFE INS GRP	52,756,424	1.40%	66.01%
18	L	4734	APOLLO GLOBAL MGMT GRP	52,696,759	1.40%	67.42%
19	L	918	JACKSON NATL GRP	52,268,109	1.39%	68.81%
20	L	57541	MODERN WOODMEN OF AMER	50,405,030	1.34%	70.15%
21	L	15313	INVESTORS PREFERRED LIFE INS CO	50,400,930	1.34%	71.49%
22	L	140	NATIONWIDE CORP GRP	49,725,891	1.32%	72.81%
23	L	233	CNO FINANCIAL GRP	49,402,209	1.31%	74.12%
24	L	761	ALLIANZ INS GRP	48,189,219	1.28%	75.40%
25	L	241	METROPOLITAN GRP	47,605,671	1.27%	76.67%
26	L	707	UNITEDHEALTH GRP	45,709,507	1.22%	77.89%
27	L	4932	BRIGHTHOUSE HOLDINGS GRP	40,444,182	1.08%	78.96%
28	L	565	UNUM GRP	39,423,753	1.05%	80.01%
29	L	4965	EQUITABLE HOLDINGS INC GRP	38,370,170	1.02%	81.03%
30	L	468	AEGON US HOLDING GRP	31,462,020	0.84%	81.87%
31	L	4	AMERIPRISE FIN GRP	30,104,138	0.80%	82.67%
32	L	12	AMERICAN INTL GRP	29,325,829	0.78%	83.45%
33	L	3891	GLOBAL ATLANTIC GRP	28,522,182	0.76%	84.21%
34	L	176	STATE FARM GRP	23,319,193	0.62%	84.83%
35	L	619	ONEAMERICA FIN PARTNERS GRP	22,350,908	0.59%	85.42%
36	L	670	FIDELITY NATL FIN INC GRP	20,275,991	0.54%	85.96%
37	L	4011	GENWORTH FIN GRP	18,209,039	0.48%	86.44%
38	L	4832	VOYA FINANCIAL GRP	18,193,410	0.48%	86.93%
39	L	14679	CROWN GLOBAL INS CO OF AMER	17,594,628	0.47%	87.40%
40	L	306	TRUSTAGE GRP	16,870,799	0.45%	87.84%
41	L	836	WEST SOUTHERN GRP	15,658,609	0.42%	88.26%
42	L	4888	STERLING FINANCIAL INS GRP INC	15,552,851	0.41%	88.67%
43	L	290	GLOBE LIFE INC GRP	15,328,342	0.41%	89.08%
44	L	850	PENN MUT GRP	15,194,620	0.40%	89.49%
45	L	4926	TALCOTT HOLDINGS GRP	14,794,677	0.39%	89.88%
46	L	901	CIGNA HLTH GRP	13,199,223	0.35%	90.23%
47	L	3098	TOKIO MARINE HOLDINGS INC GRP	13,130,376	0.35%	90.58%
48	L	943	AMERITAS MUT HOLDING GRP	12,941,580	0.34%	90.92%
49	L	458	DAI-ICHI LIFE HOLDINGS INC GRP	12,086,145	0.32%	91.25%
50	L	4855	SUMITOMO LIFE INS GRP	12,081,656	0.32%	91.57%
51	L	2658	AMERICAN EQUITY INVESTMENT GRP	11,988,387	0.32%	91.89%
52	L	513	IOWA FARM BUREAU GRP	11,557,315	0.31%	92.19%
53	L	769	GREAT WEST GRP	10,958,114	0.29%	92.48%
54	L	1216	TIAA FAMILY GRP	10,819,345	0.29%	92.77%
55	L	300	HORACE MANN GRP	10,445,607	0.28%	93.05%
56	L	473	AMERICAN FAMILY INS GRP	10,387,020	0.28%	93.33%
57	L	64505	HOMESTEADERS LIFE CO	9,824,116	0.26%	93.59%
58	L	4794	GROUP 1001 INS HOLDINGS GRP	9,632,450	0.26%	93.84%
59	L	4925	KUVARE GRP	9,586,443	0.25%	94.10%
60	L	200	UNITED SERV AUTOMOBILE ASSN GRP	9,463,328	0.25%	94.35%
61	L	408	BROOKFIELD ASSET MGMT REINS PARTNERS	9,020,237	0.24%	94.59%
62	L	8	ALLSTATE INS GRP	8,857,533	0.24%	94.83%
63	L	549	SUN LIFE FINANCIAL INC GRP	8,664,664	0.23%	95.06%

Life Insurance Industry
Life/Health and Fraternal Insurers
2022 Market Share Report - Total Premium
Totals Life Ins, Annuity, Deposit Type Contracts, Other Considerations, and Accident & Health

South Dakota

Rank	Business Type	Group/ Company Code	Group/Company Name	Direct Written Premium	Market Share	Cumulative Market Share
64	L	58033	KNIGHTS OF COLUMBUS	8,317,657	0.22%	95.28%
65	L	429	GUARDIAN LIFE GRP	8,034,682	0.21%	95.49%
66	L	367	PHYSICIANS MUT GRP	7,829,732	0.21%	95.70%
67	L	4988	BAYVIEW ASSET MANAGEMENT GRP	7,164,014	0.19%	95.89%
68	L	62510	EQUITRUST LIFE INS CO	6,509,544	0.17%	96.06%
69	L	91	HARTFORD FIRE & CAS GRP	5,910,571	0.16%	96.22%
70	L	4824	ADVANTAGE CAPITAL GRP	5,731,887	0.15%	96.37%
71	L	3527	AMERICAN ENTERPRISE MUT GRP	5,117,852	0.14%	96.51%
72	L	626	CHUBB LTD GRP	4,750,064	0.13%	96.63%
73	L	4750	PRIMERICA GRP	4,745,592	0.13%	96.76%
74	L	67423	ASPIDA LIFE INS CO	4,683,012	0.12%	96.89%
75	L	4890	SBL HOLDINGS GRP	4,611,022	0.12%	97.01%
76	L	451	FIDELITY SECURITY GRP	4,399,640	0.12%	97.12%
77	L	88668	MUTUAL OF AMER LIFE INS CO	4,252,808	0.11%	97.24%
78	L	2878	UNITED HERITAGE MUT GRP	4,147,128	0.11%	97.35%
79	L	872	BANNER LIFE GRP	4,050,290	0.11%	97.46%
80	L	69132	STATE MUT INS CO	3,856,391	0.10%	97.56%
81	L	60445	SAGICOR LIFE INS CO	3,628,418	0.10%	97.65%
82	L	687	GUARANTEE TRUST GRP	3,611,372	0.10%	97.75%
83	L	71471	ABILITY INS CO	3,463,903	0.09%	97.84%
84	L	7	FEDERATED MUT GRP	3,446,751	0.09%	97.93%
85	L	4862	ASSURITY GRP	2,823,314	0.08%	98.01%
86	L	4736	GGC GRP	2,802,661	0.07%	98.08%
87	L	280	AUTO OWNERS GRP	2,681,394	0.07%	98.16%
88	L	520	NEW ERA LIFE GRP	2,603,857	0.07%	98.22%
89	L	58017	BETTERLIFE	2,328,455	0.06%	98.29%
90	L	244	CINCINNATI FIN GRP	2,299,001	0.06%	98.35%
91	L	4853	AAA LIFE GRP	2,260,105	0.06%	98.41%
92	L	57487	CATHOLIC ORDER OF FORESTERS	2,193,208	0.06%	98.47%
93	L	84174	ELCO MUT LIFE & ANN	2,109,738	0.06%	98.52%
94	L	704	CONSTELLATION INS HOLDINGS GRP	2,067,142	0.05%	98.58%
95	L	169	SENTRY INS GRP	1,924,148	0.05%	98.63%
96	L	690	CENTRAL STATES GRP	1,849,236	0.05%	98.68%
97	L	66214	HEARTLAND NATL LIFE INS CO	1,819,709	0.05%	98.73%
98	L	64580	ILLINOIS MUT LIFE INS CO	1,797,068	0.05%	98.77%
99	L	1211	NATIONAL GUARDIAN LIFE INS GRP	1,728,944	0.05%	98.82%
100	L	3436	LIBERTY LIFE GRP TRUST GRP	1,707,935	0.05%	98.87%
101	L	57053	CATHOLIC UNITED FINANCIAL	1,684,031	0.04%	98.91%
102	L	449	FINANCIAL HOLDINGS GRP	1,639,660	0.04%	98.95%
103	L	1117	MANHATTAN LIFE GRP	1,611,782	0.04%	99.00%
104	L	42129	UNITED SECURITY ASSUR CO OF PA	1,533,735	0.04%	99.04%
105	L	4941	NATIONAL WESTERN LIFE GRP	1,477,044	0.04%	99.08%
106	L	588	KANSAS CITY LIFE INS GRP	1,462,612	0.04%	99.12%
107	L	981	FIDELITY INVESTMENT INS & ANN GRP	1,433,557	0.04%	99.15%
108	L	661	BCBS OF SC GRP	1,424,429	0.04%	99.19%
109	L	56499	ASSURED LIFE ASSN	1,385,209	0.04%	99.23%
110	L	62928	EMC NATL LIFE CO	1,357,158	0.04%	99.26%
111	L	801	DIRECTORS INVESTMENT GRP	1,299,258	0.03%	99.30%
112	L	1186	LIFETIME HLTHCARE GRP	1,260,582	0.03%	99.33%
113	L	634	NATIONAL LIFE GRP	1,255,479	0.03%	99.37%
114	L	90638	BEST LIFE & HLTH INS CO	1,179,706	0.03%	99.40%
115	L	71404	CONTINENTAL GEN INS CO	1,065,504	0.03%	99.43%
116	L	574	AMERCO CORP GRP	1,042,036	0.03%	99.45%
117	L	525	PAN AMER LIFE GRP	1,002,129	0.03%	99.48%
118	L	4900	US ALLIANCE CORP GRP	899,621	0.02%	99.50%
119	L	57142	SONS OF NORWAY	855,338	0.02%	99.53%
120	L	69272	IBEXIS LIFE & ANN INS CO	819,080	0.02%	99.55%
121	L	60542	AMERICAN HOME LIFE INS CO	770,766	0.02%	99.57%
122	L	4616	EVERENCE GRP	727,007	0.02%	99.59%
123	L	58068	INDEPENDENT ORDER OF FORESTERS US BR	717,401	0.02%	99.61%
124	L	57657	ROYAL NEIGHBORS OF AMER	711,969	0.02%	99.63%
125	L	330	AMERICAN FIDELITY CORP GRP	693,289	0.02%	99.64%
			TOTAL	3,760,317,209	100.00%	100.00%

Life Insurance Industry
Life/Health and Fraternal Insurers
2022 Market Share Report - Total Premium
Totals Life Ins, Annuity, Deposit Type Contracts, Other Considerations, and Accident & Health

Tennessee

Rank	Business Type	Group/ Company Code	Group/Company Name	Direct Written Premium	Market Share	Cumulative Market Share
1	L	901	CIGNA HLTH GRP	1,488,300,183	8.15%	8.15%
2	L	435	MASS MUT LIFE INS GRP	1,106,619,471	6.06%	14.21%
3	L	707	UNITEDHEALTH GRP	810,959,449	4.44%	18.66%
4	L	4734	APOLLO GLOBAL MGMT GRP	791,010,220	4.33%	22.99%
5	L	332	PRINCIPAL FIN GRP	620,433,081	3.40%	26.39%
6	L	304	PRUDENTIAL OF AMER GRP	584,858,828	3.20%	29.59%
7	L	1	CVS GRP	559,718,186	3.07%	32.66%
8	L	241	METROPOLITAN GRP	558,943,734	3.06%	35.72%
9	L	20	LINCOLN NATL GRP	521,282,183	2.86%	38.57%
10	L	826	NEW YORK LIFE GRP	490,146,471	2.68%	41.26%
11	L	904	JOHN HANCOCK GRP	452,289,297	2.48%	43.74%
12	L	860	NORTHWESTERN MUT GRP	424,283,132	2.32%	46.06%
13	L	918	JACKSON NATL GRP	378,314,207	2.07%	48.13%
14	L	468	AEGON US HOLDING GRP	370,240,601	2.03%	50.16%
15	L	12	AMERICAN INTL GRP	366,791,107	2.01%	52.17%
16	L	3891	GLOBAL ATLANTIC GRP	345,297,927	1.89%	54.06%
17	L	140	NATIONWIDE CORP GRP	338,560,582	1.85%	55.91%
18	L	4832	VOYA FINANCIAL GRP	308,687,252	1.69%	57.61%
19	L	261	MUTUAL OF OMAHA GRP	287,807,232	1.58%	59.18%
20	L	4932	BRIGHTHOUSE HOLDINGS GRP	282,829,650	1.55%	60.73%
21	L	565	UNUM GRP	273,446,543	1.50%	62.23%
22	L	694	TENNESSEE FARMERS GRP	266,809,855	1.46%	63.69%
23	L	761	ALLIANZ INS GRP	261,076,547	1.43%	65.12%
24	L	709	PACIFIC LIFE GRP	248,703,014	1.36%	66.48%
25	L	670	FIDELITY NATL FIN INC GRP	241,312,682	1.32%	67.80%
26	L	1348	MEIJI YASUDA LIFE INS GRP	226,491,196	1.24%	69.05%
27	L	431	SAMMONS ENTERPRISES GRP	224,331,426	1.23%	70.27%
28	L	4965	EQUITABLE HOLDINGS INC GRP	210,527,548	1.15%	71.43%
29	L	769	GREAT WEST GRP	205,219,902	1.12%	72.55%
30	L	869	MINNESOTA MUT GRP	198,589,490	1.09%	73.64%
31	L	619	ONEAMERICA FIN PARTNERS GRP	186,654,961	1.02%	74.66%
32	L	1216	TIAA FAMILY GRP	185,869,942	1.02%	75.68%
33	L	3098	TOKIO MARINE HOLDINGS INC GRP	183,900,204	1.01%	76.69%
34	L	4855	SUMITOMO LIFE INS GRP	182,463,056	1.00%	77.69%
35	L	176	STATE FARM GRP	163,463,822	0.90%	78.58%
36	L	4794	GROUP 1001 INS HOLDINGS GRP	157,198,745	0.86%	79.44%
37	L	429	GUARDIAN LIFE GRP	147,902,757	0.81%	80.25%
38	L	370	AFLAC GRP	146,325,238	0.80%	81.05%
39	L	836	WEST SOUTHERN GRP	144,705,529	0.79%	81.85%
40	L	4890	SBL HOLDINGS GRP	137,722,411	0.75%	82.60%
41	L	306	TRUSTAGE GRP	118,098,701	0.65%	83.25%
42	L	4888	STERLING FINANCIAL INS GRP INC	109,663,682	0.60%	83.85%
43	L	290	GLOBE LIFE INC GRP	104,181,828	0.57%	84.42%
44	L	549	SUN LIFE FINANCIAL INC GRP	103,300,328	0.57%	84.99%
45	L	91	HARTFORD FIRE & CAS GRP	103,107,087	0.56%	85.55%
46	L	872	BANNER LIFE GRP	100,421,958	0.55%	86.10%
47	L	200	UNITED SERV AUTOMOBILE ASSN GRP	99,506,125	0.55%	86.65%
48	L	4	AMERIPRISE FIN GRP	95,590,519	0.52%	87.17%
49	L	458	DAI-ICHI LIFE HOLDINGS INC GRP	91,454,861	0.50%	87.67%
50	L	233	CNO FINANCIAL GRP	89,657,225	0.49%	88.16%
51	L	2658	AMERICAN EQUITY INVESTMENT GRP	81,160,304	0.44%	88.61%
52	L	4011	GENWORTH FIN GRP	80,563,107	0.44%	89.05%
53	L	4988	BAYVIEW ASSET MANAGEMENT GRP	77,328,835	0.42%	89.47%
54	L	57541	MODERN WOODMEN OF AMER	75,133,252	0.41%	89.88%
55	L	943	AMERITAS MUT HOLDING GRP	72,641,165	0.40%	90.28%
56	L	4926	TALCOTT HOLDINGS GRP	71,015,344	0.39%	90.67%
57	L	876	ARKANSAS BCBS GRP	65,773,992	0.36%	91.03%
58	L	56014	THRIVENT FINANCIAL FOR LUTHERANS	64,230,040	0.35%	91.38%
59	L	57320	WOODMEN WORLD LIFE INS SOC	57,296,182	0.31%	91.69%
60	L	4925	KUVARE GRP	55,374,774	0.30%	92.00%
61	L	850	PENN MUT GRP	52,590,657	0.29%	92.29%
62	L	8	ALLSTATE INS GRP	51,380,398	0.28%	92.57%
63	L	4750	PRIMERICA GRP	47,603,705	0.26%	92.83%

Life Insurance Industry
Life/Health and Fraternal Insurers
2022 Market Share Report - Total Premium
Totals Life Ins, Annuity, Deposit Type Contracts, Other Considerations, and Accident & Health

Tennessee

Rank	Business Type	Group/ Company Code	Group/Company Name	Direct Written Premium	Market Share	Cumulative Market Share
64	L	4947	PROSPERITY LIFE INS GRP	47,602,167	0.26%	93.09%
65	L	408	BROOKFIELD ASSET MGMT REINS PARTNERS	46,602,772	0.26%	93.34%
66	L	812	HIGHMARK GRP	40,349,712	0.22%	93.57%
67	L	634	NATIONAL LIFE GRP	40,129,092	0.22%	93.79%
68	L	451	FIDELITY SECURITY GRP	38,090,584	0.21%	93.99%
69	L	4824	ADVANTAGE CAPITAL GRP	37,891,027	0.21%	94.20%
70	L	704	CONSTELLATION INS HOLDINGS GRP	35,390,394	0.19%	94.40%
71	L	330	AMERICAN FIDELITY CORP GRP	35,058,961	0.19%	94.59%
72	L	4736	GGC GRP	35,017,543	0.19%	94.78%
73	L	62510	EQUITRUST LIFE INS CO	34,618,456	0.19%	94.97%
74	L	3436	LIBERTY LIFE GRP TRUST GRP	34,252,865	0.19%	95.16%
75	L	60445	SAGICOR LIFE INS CO	31,490,700	0.17%	95.33%
76	L	1211	NATIONAL GUARDIAN LIFE INS GRP	30,956,741	0.17%	95.50%
77	L	449	FINANCIAL HOLDINGS GRP	29,684,592	0.16%	95.66%
78	L	64505	HOMESTEADERS LIFE CO	27,743,432	0.15%	95.81%
79	L	300	HORACE MANN GRP	27,402,146	0.15%	95.96%
80	L	1117	MANHATTAN LIFE GRP	25,867,085	0.14%	96.10%
81	L	212	ZURICH INS GRP	25,688,259	0.14%	96.25%
82	L	169	SENTRY INS GRP	20,629,417	0.11%	96.36%
83	L	88668	MUTUAL OF AMER LIFE INS CO	20,596,301	0.11%	96.47%
84	L	65927	LINCOLN HERITAGE LIFE INS CO	19,853,230	0.11%	96.58%
85	L	626	CHUBB LTD GRP	19,649,295	0.11%	96.69%
86	L	367	PHYSICIANS MUT GRP	19,479,968	0.11%	96.79%
87	L	981	FIDELITY INVESTMENT INS & ANN GRP	19,208,028	0.11%	96.90%
88	L	5016	AQUARIAN INS HOLDINGS GRP	17,824,045	0.10%	97.00%
89	L	67423	ASPIDA LIFE INS CO	17,357,353	0.10%	97.09%
90	L	4718	TIPTREE FIN GRP	16,974,316	0.09%	97.19%
91	L	4853	AAA LIFE GRP	16,936,121	0.09%	97.28%
92	L	520	NEW ERA LIFE GRP	16,263,114	0.09%	97.37%
93	L	244	CINCINNATI FIN GRP	15,908,941	0.09%	97.45%
94	L	58033	KNIGHTS OF COLUMBUS	15,892,623	0.09%	97.54%
95	L	661	BCBS OF SC GRP	15,739,078	0.09%	97.63%
96	L	3527	AMERICAN ENTERPRISE MUT GRP	15,704,895	0.09%	97.71%
97	L	588	KANSAS CITY LIFE INS GRP	14,713,300	0.08%	97.79%
98	L	58068	INDEPENDENT ORDER OF FORESTERS US BR	14,571,954	0.08%	97.87%
99	L	315	INDUSTRIAL ALLIANCE GRP	13,977,067	0.08%	97.95%
100	L	5014	EVERLAKE HOLDINGS GRP	13,853,540	0.08%	98.03%
101	L	213	ERIE INS GRP	13,331,611	0.07%	98.10%
102	L	587	ATLANTIC AMER GRP	13,059,182	0.07%	98.17%
103	L	123	SHELTER INS GRP	12,937,721	0.07%	98.24%
104	L	917	HCSC GRP	12,658,780	0.07%	98.31%
105	L	98	WR BERKLEY CORP GRP	12,013,483	0.07%	98.38%
106	L	535	COLUMBIAN LIFE GRP	11,270,771	0.06%	98.44%
107	L	4941	NATIONAL WESTERN LIFE GRP	10,739,049	0.06%	98.50%
108	L	61921	CITIZENS SECURITY LIFE INS CO	10,340,694	0.06%	98.55%
109	L	570	BCBS OF AL GRP	9,495,035	0.05%	98.61%
110	L	280	AUTO OWNERS GRP	9,485,330	0.05%	98.66%
111	L	687	GUARANTEE TRUST GRP	9,181,453	0.05%	98.71%
112	L	23	BCS INS GRP	8,986,451	0.05%	98.76%
113	L	7	FEDERATED MUT GRP	8,395,927	0.05%	98.80%
114	L	629	PLATEAU GRP	8,340,267	0.05%	98.85%
115	L	525	PAN AMER LIFE GRP	8,302,579	0.05%	98.89%
116	L	5021	ONEMAIN HOLDINGS INC GRP	8,132,029	0.04%	98.94%
117	L	276	TRUSTMARK MUT HOLDING CO GRP	8,071,125	0.04%	98.98%
118	L	84174	ELCO MUT LIFE & ANN	7,915,861	0.04%	99.03%
119	L	4992	RESOLUTION LIFE US HOLDINGS GRP	7,730,601	0.04%	99.07%
120	L	181	SWISS RE GRP	7,666,438	0.04%	99.11%
121	L	4213	WILTON RE GRP	7,461,267	0.04%	99.15%
122	L	77879	5 STAR LIFE INS CO	7,060,013	0.04%	99.19%
123	L	1186	LIFETIME HLTHCARE GRP	6,967,311	0.04%	99.23%
124	L	4903	CALTON HOLDINGS GRP	6,277,607	0.03%	99.26%
125	L	215	KEMPER CORP GRP	5,556,054	0.03%	99.29%
			TOTAL	18,256,449,794	100.00%	100.00%

Life Insurance Industry
Life/Health and Fraternal Insurers
2022 Market Share Report - Total Premium
Totals Life Ins, Annuity, Deposit Type Contracts, Other Considerations, and Accident & Health

Texas

Rank	Business Type	Group/ Company Code	Group/Company Name	Direct Written Premium	Market Share	Cumulative Market Share
1	L	707	UNITEDHEALTH GRP	6,168,480,233	9.25%	9.25%
2	L	12	AMERICAN INTL GRP	3,294,363,033	4.94%	14.19%
3	L	826	NEW YORK LIFE GRP	3,028,089,536	4.54%	18.73%
4	L	1	CVS GRP	2,859,804,019	4.29%	23.02%
5	L	241	METROPOLITAN GRP	2,698,742,705	4.05%	27.07%
6	L	435	MASS MUT LIFE INS GRP	2,458,921,638	3.69%	30.75%
7	L	4734	APOLLO GLOBAL MGMT GRP	2,402,583,943	3.60%	34.36%
8	L	20	LINCOLN NATL GRP	2,258,877,643	3.39%	37.75%
9	L	901	CIGNA HLTH GRP	2,106,900,181	3.16%	40.90%
10	L	304	PRUDENTIAL OF AMER GRP	2,091,079,163	3.14%	44.04%
11	L	709	PACIFIC LIFE GRP	1,582,138,224	2.37%	46.41%
12	L	140	NATIONWIDE CORP GRP	1,466,493,486	2.20%	48.61%
13	L	4965	EQUITABLE HOLDINGS INC GRP	1,424,487,609	2.14%	50.75%
14	L	904	JOHN HANCOCK GRP	1,420,679,647	2.13%	52.88%
15	L	761	ALLIANZ INS GRP	1,301,971,387	1.95%	54.83%
16	L	860	NORTHWESTERN MUT GRP	1,201,453,188	1.80%	56.63%
17	L	4832	VOYA FINANCIAL GRP	1,199,601,122	1.80%	58.43%
18	L	261	MUTUAL OF OMAHA GRP	1,101,335,662	1.65%	60.08%
19	L	431	SAMMONS ENTERPRISES GRP	1,009,039,763	1.51%	61.60%
20	L	468	AEGON US HOLDING GRP	997,894,305	1.50%	63.09%
21	L	918	JACKSON NATL GRP	962,922,946	1.44%	64.54%
22	L	332	PRINCIPAL FIN GRP	892,723,733	1.34%	65.88%
23	L	836	WEST SOUTHERN GRP	839,538,554	1.26%	67.14%
24	L	200	UNITED SERV AUTOMOBILE ASSN GRP	770,949,843	1.16%	68.29%
25	L	869	MINNESOTA MUT GRP	770,520,415	1.16%	69.45%
26	L	565	UNUM GRP	746,548,923	1.12%	70.57%
27	L	4932	BRIGHTHOUSE HOLDINGS GRP	746,225,307	1.12%	71.69%
28	L	429	GUARDIAN LIFE GRP	688,141,834	1.03%	72.72%
29	L	634	NATIONAL LIFE GRP	677,102,041	1.02%	73.73%
30	L	1348	MEIJI YASUDA LIFE INS GRP	641,857,610	0.96%	74.70%
31	L	670	FIDELITY NATL FIN INC GRP	631,085,735	0.95%	75.64%
32	L	119	HUMANA GRP	579,230,338	0.87%	76.51%
33	L	176	STATE FARM GRP	530,234,678	0.80%	77.31%
34	L	1216	TIAA FAMILY GRP	515,158,688	0.77%	78.08%
35	L	4855	SUMITOMO LIFE INS GRP	499,310,896	0.75%	78.83%
36	L	619	ONEAMERICA FIN PARTNERS GRP	485,567,021	0.73%	79.55%
37	L	306	TRUSTAGE GRP	460,892,995	0.69%	80.25%
38	L	3891	GLOBAL ATLANTIC GRP	448,084,306	0.67%	80.92%
39	L	370	AFLAC GRP	428,150,269	0.64%	81.56%
40	L	91	HARTFORD FIRE & CAS GRP	425,168,185	0.64%	82.20%
41	L	943	AMERITAS MUT HOLDING GRP	417,349,965	0.63%	82.82%
42	L	458	DAI-ICHI LIFE HOLDINGS INC GRP	396,361,242	0.59%	83.42%
43	L	769	GREAT WEST GRP	362,708,821	0.54%	83.96%
44	L	549	SUN LIFE FINANCIAL INC GRP	350,862,547	0.53%	84.49%
45	L	290	GLOBE LIFE INC GRP	334,592,602	0.50%	84.99%
46	L	212	ZURICH INS GRP	332,318,108	0.50%	85.49%
47	L	408	BROOKFIELD ASSET MGMT REINS PARTNERS	332,244,579	0.50%	85.99%
48	L	4	AMERIPRISE FIN GRP	326,529,978	0.49%	86.48%
49	L	917	HCSC GRP	309,722,451	0.46%	86.94%
50	L	2658	AMERICAN EQUITY INVESTMENT GRP	273,884,345	0.41%	87.35%
51	L	4925	KUVARE GRP	270,699,741	0.41%	87.76%
52	L	4750	PRIMERICA GRP	259,005,422	0.39%	88.15%
53	L	520	NEW ERA LIFE GRP	248,707,137	0.37%	88.52%
54	L	4890	SBL HOLDINGS GRP	234,660,967	0.35%	88.87%
55	L	4794	GROUP 1001 INS HOLDINGS GRP	231,269,221	0.35%	89.22%
56	L	68896	SOUTHERN FARM BUREAU LIFE INS CO	230,677,085	0.35%	89.56%
57	L	56014	THRIVENT FINANCIAL FOR LUTHERANS	227,682,938	0.34%	89.90%
58	L	850	PENN MUT GRP	224,716,022	0.34%	90.24%
59	L	233	CNO FINANCIAL GRP	222,613,457	0.33%	90.58%
60	L	3098	TOKIO MARINE HOLDINGS INC GRP	215,607,526	0.32%	90.90%
61	L	4011	GENWORTH FIN GRP	212,938,474	0.32%	91.22%
62	L	872	BANNER LIFE GRP	212,595,118	0.32%	91.54%
63	L	4926	TALCOTT HOLDINGS GRP	209,531,626	0.31%	91.85%

Life Insurance Industry
Life/Health and Fraternal Insurers
2022 Market Share Report - Total Premium
Totals Life Ins, Annuity, Deposit Type Contracts, Other Considerations, and Accident & Health

Texas

Rank	Business Type	Group/ Company Code	Group/Company Name	Direct Written Premium	Market Share	Cumulative Market Share
64	L	5044	INDEPENDENT INS GRP	201,413,727	0.30%	92.15%
65	L	8	ALLSTATE INS GRP	196,075,679	0.29%	92.45%
66	L	4824	ADVANTAGE CAPITAL GRP	189,950,240	0.28%	92.73%
67	L	4888	STERLING FINANCIAL INS GRP INC	189,295,613	0.28%	93.02%
68	L	5038	MIDWEST HOLDINGS INC GRP	146,311,946	0.22%	93.24%
69	L	4988	BAYVIEW ASSET MANAGEMENT GRP	136,062,391	0.20%	93.44%
70	L	4736	GGC GRP	133,202,340	0.20%	93.64%
71	L	3436	LIBERTY LIFE GRP TRUST GRP	131,317,228	0.20%	93.84%
72	L	58033	KNIGHTS OF COLUMBUS	125,504,606	0.19%	94.02%
73	L	4903	CALTON HOLDINGS GRP	117,695,584	0.18%	94.20%
74	L	451	FIDELITY SECURITY GRP	115,018,248	0.17%	94.37%
75	L	62510	EQUITRUST LIFE INS CO	109,761,947	0.16%	94.54%
76	L	57541	MODERN WOODMEN OF AMER	107,589,853	0.16%	94.70%
77	L	215	KEMPER CORP GRP	104,741,536	0.16%	94.86%
78	L	981	FIDELITY INVESTMENT INS & ANN GRP	103,539,268	0.16%	95.01%
79	L	4213	WILTON RE GRP	102,486,386	0.15%	95.17%
80	L	449	FINANCIAL HOLDINGS GRP	101,123,465	0.15%	95.32%
81	L	1211	NATIONAL GUARDIAN LIFE INS GRP	100,047,117	0.15%	95.47%
82	L	704	CONSTELLATION INS HOLDINGS GRP	98,891,045	0.15%	95.62%
83	L	169	SENTRY INS GRP	96,044,060	0.14%	95.76%
84	L	330	AMERICAN FIDELITY CORP GRP	96,025,346	0.14%	95.90%
85	L	801	DIRECTORS INVESTMENT GRP	93,105,013	0.14%	96.04%
86	L	88668	MUTUAL OF AMER LIFE INS CO	91,771,881	0.14%	96.18%
87	L	812	HIGHMARK GRP	89,372,717	0.13%	96.31%
88	L	1117	MANHATTAN LIFE GRP	88,402,893	0.13%	96.45%
89	L	5014	EVERLAKE HOLDINGS GRP	87,248,584	0.13%	96.58%
90	L	525	PAN AMER LIFE GRP	84,285,731	0.13%	96.70%
91	L	661	BCBS OF SC GRP	79,378,614	0.12%	96.82%
92	L	367	PHYSICIANS MUT GRP	75,178,508	0.11%	96.94%
93	L	98	WR BERKLEY CORP GRP	66,840,463	0.10%	97.04%
94	L	60445	SAGICOR LIFE INS CO	66,741,905	0.10%	97.14%
95	L	58068	INDEPENDENT ORDER OF FORESTERS US BR	65,485,696	0.10%	97.23%
96	L	4853	AAA LIFE GRP	65,203,540	0.10%	97.33%
97	L	57347	CATHOLIC LIFE INS	59,140,405	0.09%	97.42%
98	L	65927	LINCOLN HERITAGE LIFE INS CO	57,884,179	0.09%	97.51%
99	L	315	INDUSTRIAL ALLIANCE GRP	54,746,419	0.08%	97.59%
100	L	300	HORACE MANN GRP	54,315,959	0.08%	97.67%
101	L	5016	AQUARIAN INS HOLDINGS GRP	51,982,593	0.08%	97.75%
102	L	4992	RESOLUTION LIFE US HOLDINGS GRP	46,211,132	0.07%	97.82%
103	L	57320	WOODMEN WORLD LIFE INS SOC	45,921,707	0.07%	97.89%
104	L	67423	ASPIDA LIFE INS CO	45,155,698	0.07%	97.96%
105	L	626	CHUBB LTD GRP	44,616,431	0.07%	98.02%
106	L	84174	ELCO MUT LIFE & ANN	42,986,665	0.06%	98.09%
107	L	4947	PROSPERITY LIFE INS GRP	41,847,752	0.06%	98.15%
108	L	4752	GREGG E ZAHN GRP	41,194,334	0.06%	98.21%
109	L	83160	TEXAS SERV LIFE INS CO	40,415,253	0.06%	98.27%
110	L	60230	FARMERS LIFE INS CO	39,596,122	0.06%	98.33%
111	L	57436	SPIST	35,849,027	0.05%	98.38%
112	L	574	AMERCO CORP GRP	34,261,946	0.05%	98.44%
113	L	99600	AMERICAN CENTURY LIFE INS CO	33,321,242	0.05%	98.49%
114	L	71404	CONTINENTAL GEN INS CO	33,087,574	0.05%	98.54%
115	L	671	ELEVANCE HLTH INC GRP	29,507,770	0.04%	98.58%
116	L	454	SECURITY NATL GRP	29,463,603	0.04%	98.62%
117	L	64505	HOMESTEADERS LIFE CO	28,893,243	0.04%	98.67%
118	L	5021	ONEMAIN HOLDINGS INC GRP	27,764,827	0.04%	98.71%
119	L	2458	NATIONAL FARM LIFE INS GRP	27,213,467	0.04%	98.75%
120	L	276	TRUSTMARK MUT HOLDING CO GRP	26,445,220	0.04%	98.79%
121	L	63819	UNITY FINANCIAL LIFE INS CO	25,672,292	0.04%	98.83%
122	L	7	FEDERATED MUT GRP	25,460,767	0.04%	98.87%
123	L	690	CENTRAL STATES GRP	23,015,930	0.03%	98.90%
124	L	4941	NATIONAL WESTERN LIFE GRP	22,486,276	0.03%	98.93%
125	L	730	MEDICAL MUT OF OH GRP	22,235,364	0.03%	98.97%
			TOTAL	66,683,699,796	100.00%	100.00%

Life Insurance Industry
Life/Health and Fraternal Insurers
2022 Market Share Report - Total Premium
Totals Life Ins, Annuity, Deposit Type Contracts, Other Considerations, and Accident & Health

Utah

Rank	Business Type	Group/ Company Code	Group/Company Name	Direct Written Premium	Market Share	Cumulative Market Share
1	L	709	PACIFIC LIFE GRP	2,087,609,154	20.69%	20.69%
2	L	707	UNITEDHEALTH GRP	416,646,572	4.13%	24.82%
3	L	761	ALLIANZ INS GRP	332,894,099	3.30%	28.12%
4	L	4844	LIA HOLDINGS GRP	325,834,424	3.23%	31.35%
5	L	435	MASS MUT LIFE INS GRP	318,842,702	3.16%	34.51%
6	L	901	CIGNA HLTH GRP	294,335,127	2.92%	37.43%
7	L	826	NEW YORK LIFE GRP	284,031,049	2.82%	40.24%
8	L	4890	SBL HOLDINGS GRP	279,228,084	2.77%	43.01%
9	L	4734	APOLLO GLOBAL MGMT GRP	278,730,137	2.76%	45.77%
10	L	304	PRUDENTIAL OF AMER GRP	268,180,249	2.66%	48.43%
11	L	1	CVS GRP	244,167,387	2.42%	50.85%
12	L	20	LINCOLN NATL GRP	219,553,991	2.18%	53.03%
13	L	869	MINNESOTA MUT GRP	198,088,691	1.96%	54.99%
14	L	431	SAMMONS ENTERPRISES GRP	191,530,614	1.90%	56.89%
15	L	241	METROPOLITAN GRP	189,410,589	1.88%	58.77%
16	L	904	JOHN HANCOCK GRP	178,197,480	1.77%	60.53%
17	L	332	PRINCIPAL FIN GRP	173,837,149	1.72%	62.26%
18	L	12	AMERICAN INTL GRP	168,846,135	1.67%	63.93%
19	L	860	NORTHWESTERN MUT GRP	158,813,064	1.57%	65.50%
20	L	468	AEGON US HOLDING GRP	157,438,993	1.56%	67.06%
21	L	670	FIDELITY NATL FIN INC GRP	146,923,753	1.46%	68.52%
22	L	1216	TIAA FAMILY GRP	144,926,269	1.44%	69.96%
23	L	140	NATIONWIDE CORP GRP	141,705,664	1.40%	71.36%
24	L	4832	VOYA FINANCIAL GRP	136,268,976	1.35%	72.71%
25	L	3527	AMERICAN ENTERPRISE MUT GRP	118,572,265	1.18%	73.89%
26	L	918	JACKSON NATL GRP	113,746,393	1.13%	75.02%
27	L	3891	GLOBAL ATLANTIC GRP	112,577,817	1.12%	76.13%
28	L	4965	EQUITABLE HOLDINGS INC GRP	108,330,539	1.07%	77.21%
29	L	836	WEST SOUTHERN GRP	105,934,545	1.05%	78.26%
30	L	850	PENN MUT GRP	100,653,180	1.00%	79.25%
31	L	91	HARTFORD FIRE & CAS GRP	98,820,764	0.98%	80.23%
32	L	1348	MEIJI YASUDA LIFE INS GRP	98,164,093	0.97%	81.21%
33	L	4932	BRIGHTHOUSE HOLDINGS GRP	88,857,544	0.88%	82.09%
34	L	4855	SUMITOMO LIFE INS GRP	88,380,327	0.88%	82.96%
35	L	943	AMERITAS MUT HOLDING GRP	71,916,512	0.71%	83.67%
36	L	306	TRUSTAGE GRP	67,297,629	0.67%	84.34%
37	L	565	UNUM GRP	67,192,662	0.67%	85.01%
38	L	2658	AMERICAN EQUITY INVESTMENT GRP	66,679,345	0.66%	85.67%
39	L	261	MUTUAL OF OMAHA GRP	59,419,980	0.59%	86.26%
40	L	429	GUARDIAN LIFE GRP	54,162,610	0.54%	86.79%
41	L	5038	MIDWEST HOLDINGS INC GRP	51,854,869	0.51%	87.31%
42	L	4925	KUVARE GRP	50,273,147	0.50%	87.81%
43	L	549	SUN LIFE FINANCIAL INC GRP	46,544,248	0.46%	88.27%
44	L	3098	TOKIO MARINE HOLDINGS INC GRP	45,562,411	0.45%	88.72%
45	L	176	STATE FARM GRP	43,672,416	0.43%	89.15%
46	L	200	UNITED SERV AUTOMOBILE ASSN GRP	43,586,353	0.43%	89.58%
47	L	619	ONEAMERICA FIN PARTNERS GRP	43,207,780	0.43%	90.01%
48	L	634	NATIONAL LIFE GRP	42,627,866	0.42%	90.44%
49	L	4	AMERIPRISE FIN GRP	41,274,702	0.41%	90.84%
50	L	408	BROOKFIELD ASSET MGMT REINS PARTNERS	40,709,303	0.40%	91.25%
51	L	458	DAI-ICHI LIFE HOLDINGS INC GRP	39,513,070	0.39%	91.64%
52	L	4794	GROUP 1001 INS HOLDINGS GRP	38,502,795	0.38%	92.02%
53	L	513	IOWA FARM BUREAU GRP	38,159,128	0.38%	92.40%
54	L	62510	EQUITRUST LIFE INS CO	34,164,555	0.34%	92.74%
55	L	4736	GGC GRP	32,836,114	0.33%	93.06%
56	L	4824	ADVANTAGE CAPITAL GRP	28,627,002	0.28%	93.35%
57	L	212	ZURICH INS GRP	25,235,502	0.25%	93.60%
58	L	290	GLOBE LIFE INC GRP	25,031,199	0.25%	93.85%
59	L	4750	PRIMERICA GRP	24,870,046	0.25%	94.09%
60	L	1117	MANHATTAN LIFE GRP	23,645,728	0.23%	94.33%
61	L	876	ARKANSAS BCBS GRP	23,504,595	0.23%	94.56%
62	L	769	GREAT WEST GRP	23,403,611	0.23%	94.79%
63	L	370	AFLAC GRP	22,941,719	0.23%	95.02%

Life Insurance Industry
Life/Health and Fraternal Insurers
2022 Market Share Report - Total Premium
Totals Life Ins, Annuity, Deposit Type Contracts, Other Considerations, and Accident & Health

Utah

Rank	Business Type	Group/ Company Code	Group/Company Name	Direct Written Premium	Market Share	Cumulative Market Share
64	L	8	ALLSTATE INS GRP	21,767,146	0.22%	95.23%
65	L	4011	GENWORTH FIN GRP	21,311,974	0.21%	95.45%
66	L	872	BANNER LIFE GRP	21,106,267	0.21%	95.66%
67	L	98	WR BERKLEY CORP GRP	20,858,522	0.21%	95.86%
68	L	4988	BAYVIEW ASSET MANAGEMENT GRP	20,393,325	0.20%	96.06%
69	L	4947	PROSPERITY LIFE INS GRP	20,185,285	0.20%	96.26%
70	L	4888	STERLING FINANCIAL INS GRP INC	17,757,952	0.18%	96.44%
71	L	661	BCBS OF SC GRP	17,318,247	0.17%	96.61%
72	L	615	BENEFICIAL LIFE GRP	16,027,353	0.16%	96.77%
73	L	233	CNO FINANCIAL GRP	15,755,686	0.16%	96.93%
74	L	704	CONSTELLATION INS HOLDINGS GRP	15,715,264	0.16%	97.08%
75	L	4926	TALCOTT HOLDINGS GRP	14,466,236	0.14%	97.23%
76	L	1211	NATIONAL GUARDIAN LIFE INS GRP	13,935,674	0.14%	97.36%
77	L	5016	AQUARIAN INS HOLDINGS GRP	12,022,217	0.12%	97.48%
78	L	451	FIDELITY SECURITY GRP	11,383,151	0.11%	97.60%
79	L	67423	ASPIDA LIFE INS CO	10,488,860	0.10%	97.70%
80	L	449	FINANCIAL HOLDINGS GRP	10,334,965	0.10%	97.80%
81	L	477	RENAISSANCE HLTH SERV CORP GRP	10,327,841	0.10%	97.90%
82	L	60445	SAGICOR LIFE INS CO	9,671,821	0.10%	98.00%
83	L	981	FIDELITY INVESTMENT INS & ANN GRP	8,963,727	0.09%	98.09%
84	L	64505	HOMESTEADERS LIFE CO	8,153,870	0.08%	98.17%
85	L	5014	EVERLAKE HOLDINGS GRP	7,986,214	0.08%	98.25%
86	L	574	AMERCO CORP GRP	7,851,765	0.08%	98.33%
87	L	300	HORACE MANN GRP	7,005,406	0.07%	98.40%
88	L	56014	THRIVENT FINANCIAL FOR LUTHERANS	6,525,799	0.06%	98.46%
89	L	57541	MODERN WOODMEN OF AMER	6,457,229	0.06%	98.53%
90	L	58068	INDEPENDENT ORDER OF FORESTERS US BR	6,390,529	0.06%	98.59%
91	L	588	KANSAS CITY LIFE INS GRP	6,082,608	0.06%	98.65%
92	L	525	PAN AMER LIFE GRP	6,003,680	0.06%	98.71%
93	L	473	AMERICAN FAMILY INS GRP	5,899,413	0.06%	98.77%
94	L	88668	MUTUAL OF AMER LIFE INS CO	5,384,415	0.05%	98.82%
95	L	4853	AAA LIFE GRP	5,252,479	0.05%	98.87%
96	L	330	AMERICAN FIDELITY CORP GRP	5,158,836	0.05%	98.92%
97	L	169	SENTRY INS GRP	5,044,924	0.05%	98.97%
98	L	4941	NATIONAL WESTERN LIFE GRP	4,914,048	0.05%	99.02%
99	L	77674	TOWN & COUNTRY LIFE INS CO DBA SAMER	4,795,310	0.05%	99.07%
100	L	687	GUARANTEE TRUST GRP	4,690,935	0.05%	99.12%
101	L	84174	ELCO MUT LIFE & ANN	4,403,149	0.04%	99.16%
102	L	280	AUTO OWNERS GRP	4,255,717	0.04%	99.20%
103	L	4903	CALTON HOLDINGS GRP	4,145,486	0.04%	99.24%
104	L	454	SECURITY NATL GRP	3,705,811	0.04%	99.28%
105	L	587	ATLANTIC AMER GRP	3,527,129	0.03%	99.31%
106	L	77879	5 STAR LIFE INS CO	3,244,951	0.03%	99.35%
107	L	4992	RESOLUTION LIFE US HOLDINGS GRP	3,224,829	0.03%	99.38%
108	L	4862	ASSURITY GRP	3,039,638	0.03%	99.41%
109	L	2878	UNITED HERITAGE MUT GRP	3,035,343	0.03%	99.44%
110	L	367	PHYSICIANS MUT GRP	2,932,713	0.03%	99.47%
111	L	315	INDUSTRIAL ALLIANCE GRP	2,806,537	0.03%	99.50%
112	L	812	HIGHMARK GRP	2,702,273	0.03%	99.52%
113	L	520	NEW ERA LIFE GRP	2,681,915	0.03%	99.55%
114	L	7	FEDERATED MUT GRP	2,604,684	0.03%	99.58%
115	L	4553	SAVINGS BANK LIFE GRP	2,498,377	0.02%	99.60%
116	L	244	CINCINNATI FIN GRP	2,236,171	0.02%	99.62%
117	L	781	UNION LABOR GRP	2,110,006	0.02%	99.64%
118	L	93521	GRANULAR INS CO	2,046,330	0.02%	99.66%
119	L	90638	BEST LIFE & HLTH INS CO	1,993,651	0.02%	99.68%
120	L	58033	KNIGHTS OF COLUMBUS	1,907,189	0.02%	99.70%
121	L	3436	LIBERTY LIFE GRP TRUST GRP	1,890,655	0.02%	99.72%
122	L	65927	LINCOLN HERITAGE LIFE INS CO	1,722,839	0.02%	99.74%
123	L	671	ELEVANCE HLTH INC GRP	1,599,758	0.02%	99.75%
124	L	4213	WILTON RE GRP	1,493,480	0.01%	99.77%
125	L	69272	IBEXIS LIFE & ANN INS CO	1,409,091	0.01%	99.78%
			TOTAL	10,089,044,309	100.00%	100.00%

Life Insurance Industry
Life/Health and Fraternal Insurers
2022 Market Share Report - Total Premium
Totals Life Ins, Annuity, Deposit Type Contracts, Other Considerations, and Accident & Health

Vermont

Rank	Business Type	Group/ Company Code	Group/Company Name	Direct Written Premium	Market Share	Cumulative Market Share
1	L	304	PRUDENTIAL OF AMER GRP	304,309,003	13.59%	13.59%
2	L	241	METROPOLITAN GRP	288,075,824	12.86%	26.45%
3	L	435	MASS MUT LIFE INS GRP	162,516,979	7.26%	33.71%
4	L	1216	TIAA FAMILY GRP	127,838,943	5.71%	39.42%
5	L	901	CIGNA HLTH GRP	90,478,189	4.04%	43.46%
6	L	826	NEW YORK LIFE GRP	79,404,881	3.55%	47.00%
7	L	904	JOHN HANCOCK GRP	77,026,610	3.44%	50.44%
8	L	707	UNITEDHEALTH GRP	58,127,489	2.60%	53.04%
9	L	4965	EQUITABLE HOLDINGS INC GRP	56,995,381	2.54%	55.58%
10	L	140	NATIONWIDE CORP GRP	45,355,465	2.03%	57.61%
11	L	918	JACKSON NATL GRP	43,453,813	1.94%	59.55%
12	L	20	LINCOLN NATL GRP	41,576,289	1.86%	61.40%
13	L	261	MUTUAL OF OMAHA GRP	40,715,578	1.82%	63.22%
14	L	4734	APOLLO GLOBAL MGMT GRP	38,900,479	1.74%	64.96%
15	L	1348	MEIJI YASUDA LIFE INS GRP	36,137,577	1.61%	66.57%
16	L	12	AMERICAN INTL GRP	35,898,334	1.60%	68.17%
17	L	431	SAMMONS ENTERPRISES GRP	31,168,039	1.39%	69.57%
18	L	836	WEST SOUTHERN GRP	29,972,438	1.34%	70.90%
19	L	3098	TOKIO MARINE HOLDINGS INC GRP	29,168,096	1.30%	72.21%
20	L	4832	VOYA FINANCIAL GRP	28,399,217	1.27%	73.48%
21	L	670	FIDELITY NATL FIN INC GRP	28,158,546	1.26%	74.73%
22	L	761	ALLIANZ INS GRP	28,111,015	1.26%	75.99%
23	L	1	CVS GRP	28,095,835	1.25%	77.24%
24	L	634	NATIONAL LIFE GRP	27,311,453	1.22%	78.46%
25	L	332	PRINCIPAL FIN GRP	26,114,974	1.17%	79.63%
26	L	709	PACIFIC LIFE GRP	24,564,105	1.10%	80.72%
27	L	4932	BRIGHTHOUSE HOLDINGS GRP	24,255,558	1.08%	81.81%
28	L	468	AEGON US HOLDING GRP	24,029,309	1.07%	82.88%
29	L	860	NORTHWESTERN MUT GRP	23,764,823	1.06%	83.94%
30	L	3891	GLOBAL ATLANTIC GRP	23,732,310	1.06%	85.00%
31	L	769	GREAT WEST GRP	23,339,430	1.04%	86.04%
32	L	233	CNO FINANCIAL GRP	21,225,730	0.95%	86.99%
33	L	565	UNUM GRP	17,708,656	0.79%	87.78%
34	L	200	UNITED SERV AUTOMOBILE ASSN GRP	16,395,261	0.73%	88.51%
35	L	869	MINNESOTA MUT GRP	15,829,009	0.71%	89.22%
36	L	306	TRUSTAGE GRP	14,469,427	0.65%	89.87%
37	L	4011	GENWORTH FIN GRP	14,429,340	0.64%	90.51%
38	L	91	HARTFORD FIRE & CAS GRP	13,597,944	0.61%	91.12%
39	L	4	AMERIPRISE FIN GRP	13,553,292	0.61%	91.72%
40	L	549	SUN LIFE FINANCIAL INC GRP	11,193,391	0.50%	92.22%
41	L	370	AFLAC GRP	10,767,306	0.48%	92.70%
42	L	4926	TALCOTT HOLDINGS GRP	10,423,767	0.47%	93.17%
43	L	850	PENN MUT GRP	10,378,336	0.46%	93.63%
44	L	408	BROOKFIELD ASSET MGMT REINS PARTNERS	10,101,697	0.45%	94.08%
45	L	458	DAI-ICHI LIFE HOLDINGS INC GRP	10,080,190	0.45%	94.53%
46	L	429	GUARDIAN LIFE GRP	9,247,481	0.41%	94.95%
47	L	4855	SUMITOMO LIFE INS GRP	7,850,044	0.35%	95.30%
48	L	57541	MODERN WOODMEN OF AMER	7,530,279	0.34%	95.63%
49	L	4794	GROUP 1001 INS HOLDINGS GRP	7,066,439	0.32%	95.95%
50	L	88668	MUTUAL OF AMER LIFE INS CO	6,738,541	0.30%	96.25%
51	L	872	BANNER LIFE GRP	5,266,401	0.24%	96.49%
52	L	58033	KNIGHTS OF COLUMBUS	5,021,734	0.22%	96.71%
53	L	290	GLOBE LIFE INC GRP	4,889,477	0.22%	96.93%
54	L	300	HORACE MANN GRP	4,753,122	0.21%	97.14%
55	L	176	STATE FARM GRP	4,531,884	0.20%	97.34%
56	L	4947	PROSPERITY LIFE INS GRP	3,956,476	0.18%	97.52%
57	L	4890	SBL HOLDINGS GRP	3,617,191	0.16%	97.68%
58	L	4888	STERLING FINANCIAL INS GRP INC	3,520,214	0.16%	97.84%
59	L	2658	AMERICAN EQUITY INVESTMENT GRP	3,366,538	0.15%	97.99%
60	L	619	ONEAMERICA FIN PARTNERS GRP	3,276,679	0.15%	98.14%
61	L	626	CHUBB LTD GRP	3,050,885	0.14%	98.27%
62	L	943	AMERITAS MUT HOLDING GRP	2,849,434	0.13%	98.40%
63	L	981	FIDELITY INVESTMENT INS & ANN GRP	2,587,938	0.12%	98.51%

Life Insurance Industry
Life/Health and Fraternal Insurers
2022 Market Share Report - Total Premium
Totals Life Ins, Annuity, Deposit Type Contracts, Other Considerations, and Accident & Health

Vermont

Rank	Business Type	Group/ Company Code	Group/Company Name	Direct Written Premium	Market Share	Cumulative Market Share
64	L	477	RENAISSANCE HLTH SERV CORP GRP	2,216,877	0.10%	98.61%
65	L	704	CONSTELLATION INS HOLDINGS GRP	1,828,170	0.08%	98.69%
66	L	169	SENTRY INS GRP	1,515,544	0.07%	98.76%
67	L	4750	PRIMERICA GRP	1,503,488	0.07%	98.83%
68	L	4925	KUVARE GRP	1,394,932	0.06%	98.89%
69	L	62510	EQUITRUST LIFE INS CO	1,333,088	0.06%	98.95%
70	L	56014	THRIVENT FINANCIAL FOR LUTHERANS	1,293,832	0.06%	99.01%
71	L	4853	AAA LIFE GRP	1,094,196	0.05%	99.06%
72	L	525	PAN AMER LIFE GRP	1,044,885	0.05%	99.10%
73	L	4553	SAVINGS BANK LIFE GRP	978,483	0.04%	99.15%
74	L	98	WR BERKLEY CORP GRP	972,607	0.04%	99.19%
75	L	5014	EVERLAKE HOLDINGS GRP	970,620	0.04%	99.24%
76	L	8	ALLSTATE INS GRP	914,345	0.04%	99.28%
77	L	4824	ADVANTAGE CAPITAL GRP	898,645	0.04%	99.32%
78	L	4712	GPM LIFE GRP	701,737	0.03%	99.35%
79	L	451	FIDELITY SECURITY GRP	661,092	0.03%	99.38%
80	L	4736	GGC GRP	626,653	0.03%	99.40%
81	L	581	BOSTON MUT GRP	536,713	0.02%	99.43%
82	L	93521	GRANULAR INS CO	512,197	0.02%	99.45%
83	L	68772	SECURITY MUT LIFE INS CO OF NY	494,618	0.02%	99.47%
84	L	4862	ASSURITY GRP	485,259	0.02%	99.50%
85	L	1295	CENTENE CORP GRP	473,538	0.02%	99.52%
86	L	28	AMICA MUT GRP	470,924	0.02%	99.54%
87	L	5016	AQUARIAN INS HOLDINGS GRP	460,981	0.02%	99.56%
88	L	244	CINCINNATI FIN GRP	454,043	0.02%	99.58%
89	L	781	UNION LABOR GRP	451,221	0.02%	99.60%
90	L	57320	WOODMEN WORLD LIFE INS SOC	441,427	0.02%	99.62%
91	L	661	BCBS OF SC GRP	438,503	0.02%	99.64%
92	L	64505	HOMESTEADERS LIFE CO	414,662	0.02%	99.66%
93	L	4213	WILTON RE GRP	397,681	0.02%	99.67%
94	L	1186	LIFETIME HLTHCARE GRP	396,872	0.02%	99.69%
95	L	917	HCSC GRP	380,055	0.02%	99.71%
96	L	344	CHURCH PENSION FUND GRP	376,416	0.02%	99.73%
97	L	212	ZURICH INS GRP	330,517	0.01%	99.74%
98	L	367	PHYSICIANS MUT GRP	324,739	0.01%	99.75%
99	L	449	FINANCIAL HOLDINGS GRP	314,355	0.01%	99.77%
100	L	812	HIGHMARK GRP	294,132	0.01%	99.78%
101	L	61212	BALTIMORE LIFE INS CO	262,038	0.01%	99.79%
102	L	687	GUARANTEE TRUST GRP	255,669	0.01%	99.81%
103	L	58068	INDEPENDENT ORDER OF FORESTERS US BR	233,659	0.01%	99.82%
104	L	3436	LIBERTY LIFE GRP TRUST GRP	232,943	0.01%	99.83%
105	L	330	AMERICAN FIDELITY CORP GRP	219,660	0.01%	99.84%
106	L	65927	LINCOLN HERITAGE LIFE INS CO	217,945	0.01%	99.85%
107	L	7	FEDERATED MUT GRP	211,913	0.01%	99.86%
108	L	67423	ASPIDA LIFE INS CO	200,000	0.01%	99.86%
109	L	181	SWISS RE GRP	199,562	0.01%	99.87%
110	L	57657	ROYAL NEIGHBORS OF AMER	190,800	0.01%	99.88%
111	L	63290	FIDELITY LIFE ASSN A LEGAL RESERVE L	179,322	0.01%	99.89%
112	L	315	INDUSTRIAL ALLIANCE GRP	175,986	0.01%	99.90%
113	L	535	COLUMBIAN LIFE GRP	175,097	0.01%	99.91%
114	L	4992	RESOLUTION LIFE US HOLDINGS GRP	157,919	0.01%	99.91%
115	L	4903	CALTON HOLDINGS GRP	151,551	0.01%	99.92%
116	L	1211	NATIONAL GUARDIAN LIFE INS GRP	150,135	0.01%	99.93%
117	L	64580	ILLINOIS MUT LIFE INS CO	142,903	0.01%	99.93%
118	L	56030	CATHOLIC FINANCIAL LIFE	136,889	0.01%	99.94%
119	L	4941	NATIONAL WESTERN LIFE GRP	116,708	0.01%	99.94%
120	L	5024	FORTITUDE GRP HOLDINGS LLC GRP	103,175	- %	99.95%
121	L	11121	UNIFIED LIFE INS CO	86,665	- %	99.95%
122	L	1117	MANHATTAN LIFE GRP	83,926	- %	99.96%
123	L	57487	CATHOLIC ORDER OF FORESTERS	79,422	- %	99.96%
124	L	276	TRUSTMARK MUT HOLDING CO GRP	72,576	- %	99.96%
125	L	56685	GBU FINANCIAL LIFE	59,260	- %	99.96%
			TOTAL	2,239,548,073	100.00%	100.00%

Life Insurance Industry
Life/Health and Fraternal Insurers
2022 Market Share Report - Total Premium
Totals Life Ins, Annuity, Deposit Type Contracts, Other Considerations, and Accident & Health

Virginia

Rank	Business Type	Group/ Company Code	Group/Company Name	Direct Written Premium	Market Share	Cumulative Market Share
1	L	707	UNITEDHEALTH GRP	1,230,814,941	5.68%	5.68%
2	L	901	CIGNA HLTH GRP	1,154,920,888	5.33%	11.00%
3	L	435	MASS MUT LIFE INS GRP	1,016,633,887	4.69%	15.69%
4	L	241	METROPOLITAN GRP	1,010,606,175	4.66%	20.35%
5	L	4734	APOLLO GLOBAL MGMT GRP	1,009,036,545	4.65%	25.00%
6	L	1	CVS GRP	1,005,692,593	4.64%	29.64%
7	L	826	NEW YORK LIFE GRP	990,316,279	4.57%	34.21%
8	L	304	PRUDENTIAL OF AMER GRP	779,252,316	3.59%	37.80%
9	L	20	LINCOLN NATL GRP	708,005,553	3.26%	41.06%
10	L	904	JOHN HANCOCK GRP	664,509,710	3.06%	44.13%
11	L	332	PRINCIPAL FIN GRP	659,767,642	3.04%	47.17%
12	L	869	MINNESOTA MUT GRP	604,974,418	2.79%	49.96%
13	L	12	AMERICAN INTL GRP	513,142,873	2.37%	52.33%
14	L	140	NATIONWIDE CORP GRP	512,214,564	2.36%	54.69%
15	L	261	MUTUAL OF OMAHA GRP	447,077,056	2.06%	56.75%
16	L	860	NORTHWESTERN MUT GRP	441,719,047	2.04%	58.79%
17	L	918	JACKSON NATL GRP	436,784,100	2.01%	60.80%
18	L	468	AEGON US HOLDING GRP	415,140,836	1.91%	62.71%
19	L	4832	VOYA FINANCIAL GRP	395,985,544	1.83%	64.54%
20	L	4965	EQUITABLE HOLDINGS INC GRP	389,004,600	1.79%	66.33%
21	L	4932	BRIGHTHOUSE HOLDINGS GRP	375,981,301	1.73%	68.07%
22	L	1216	TIAA FAMILY GRP	345,006,870	1.59%	69.66%
23	L	761	ALLIANZ INS GRP	327,074,020	1.51%	71.17%
24	L	709	PACIFIC LIFE GRP	270,687,636	1.25%	72.42%
25	L	3891	GLOBAL ATLANTIC GRP	261,983,704	1.21%	73.62%
26	L	431	SAMMONS ENTERPRISES GRP	253,755,754	1.17%	74.79%
27	L	200	UNITED SERV AUTOMOBILE ASSN GRP	242,065,691	1.12%	75.91%
28	L	836	WEST SOUTHERN GRP	223,178,626	1.03%	76.94%
29	L	429	GUARDIAN LIFE GRP	221,246,704	1.02%	77.96%
30	L	565	UNUM GRP	203,867,977	0.94%	78.90%
31	L	769	GREAT WEST GRP	196,411,542	0.91%	79.80%
32	L	91	HARTFORD FIRE & CAS GRP	196,359,759	0.91%	80.71%
33	L	670	FIDELITY NATL FIN INC GRP	182,449,437	0.84%	81.55%
34	L	1348	MEIJI YASUDA LIFE INS GRP	170,788,671	0.79%	82.34%
35	L	4011	GENWORTH FIN GRP	163,532,719	0.75%	83.09%
36	L	370	AFLAC GRP	161,978,731	0.75%	83.84%
37	L	176	STATE FARM GRP	156,465,681	0.72%	84.56%
38	L	4	AMERIPRISE FIN GRP	144,577,396	0.67%	85.23%
39	L	306	TRUSTAGE GRP	127,764,310	0.59%	85.82%
40	L	4855	SUMITOMO LIFE INS GRP	122,866,348	0.57%	86.38%
41	L	4890	SBL HOLDINGS GRP	120,990,657	0.56%	86.94%
42	L	872	BANNER LIFE GRP	117,214,098	0.54%	87.48%
43	L	4794	GROUP 1001 INS HOLDINGS GRP	115,097,406	0.53%	88.01%
44	L	619	ONEAMERICA FIN PARTNERS GRP	111,840,264	0.52%	88.53%
45	L	3098	TOKIO MARINE HOLDINGS INC GRP	107,245,201	0.49%	89.02%
46	L	233	CNO FINANCIAL GRP	100,422,101	0.46%	89.49%
47	L	458	DAI-ICHI LIFE HOLDINGS INC GRP	99,507,945	0.46%	89.95%
48	L	634	NATIONAL LIFE GRP	96,575,043	0.45%	90.39%
49	L	290	GLOBE LIFE INC GRP	93,815,382	0.43%	90.82%
50	L	943	AMERITAS MUT HOLDING GRP	86,025,647	0.40%	91.22%
51	L	549	SUN LIFE FINANCIAL INC GRP	84,594,440	0.39%	91.61%
52	L	2658	AMERICAN EQUITY INVESTMENT GRP	76,790,585	0.35%	91.96%
53	L	4925	KUVARE GRP	75,481,594	0.35%	92.31%
54	L	850	PENN MUT GRP	68,137,318	0.31%	92.63%
55	L	212	ZURICH INS GRP	65,062,663	0.30%	92.93%
56	L	4750	PRIMERICA GRP	58,537,571	0.27%	93.20%
57	L	68896	SOUTHERN FARM BUREAU LIFE INS CO	55,835,800	0.26%	93.45%
58	L	4926	TALCOTT HOLDINGS GRP	54,469,192	0.25%	93.70%
59	L	671	ELEVANCE HLTH INC GRP	53,072,934	0.24%	93.95%
60	L	4824	ADVANTAGE CAPITAL GRP	52,256,856	0.24%	94.19%
61	L	58033	KNIGHTS OF COLUMBUS	47,532,324	0.22%	94.41%
62	L	4988	BAYVIEW ASSET MANAGEMENT GRP	47,164,325	0.22%	94.63%
63	L	56014	THRIVENT FINANCIAL FOR LUTHERANS	46,212,647	0.21%	94.84%

Life Insurance Industry
Life/Health and Fraternal Insurers
2022 Market Share Report - Total Premium
Totals Life Ins, Annuity, Deposit Type Contracts, Other Considerations, and Accident & Health

Virginia

Rank	Business Type	Group/ Company Code	Group/Company Name	Direct Written Premium	Market Share	Cumulative Market Share
64	L	8	ALLSTATE INS GRP	45,250,696	0.21%	95.05%
65	L	57320	WOODMEN WORLD LIFE INS SOC	42,529,679	0.20%	95.24%
66	L	62510	EQUITRUST LIFE INS CO	41,053,984	0.19%	95.43%
67	L	408	BROOKFIELD ASSET MGMT REINS PARTNERS	39,177,357	0.18%	95.61%
68	L	4888	STERLING FINANCIAL INS GRP INC	37,987,275	0.18%	95.79%
69	L	4736	GGC GRP	37,013,740	0.17%	95.96%
70	L	300	HORACE MANN GRP	36,645,141	0.17%	96.13%
71	L	60445	SAGICOR LIFE INS CO	34,229,890	0.16%	96.29%
72	L	981	FIDELITY INVESTMENT INS & ANN GRP	34,007,181	0.16%	96.44%
73	L	88668	MUTUAL OF AMER LIFE INS CO	33,293,252	0.15%	96.60%
74	L	213	ERIE INS GRP	31,059,757	0.14%	96.74%
75	L	451	FIDELITY SECURITY GRP	30,790,756	0.14%	96.88%
76	L	449	FINANCIAL HOLDINGS GRP	25,472,579	0.12%	97.00%
77	L	704	CONSTELLATION INS HOLDINGS GRP	24,330,897	0.11%	97.11%
78	L	5016	AQUARIAN INS HOLDINGS GRP	23,939,411	0.11%	97.22%
79	L	4947	PROSPERITY LIFE INS GRP	23,395,481	0.11%	97.33%
80	L	5014	EVERLAKE HOLDINGS GRP	22,684,666	0.10%	97.44%
81	L	64505	HOMESTEADERS LIFE CO	22,539,496	0.10%	97.54%
82	L	4853	AAA LIFE GRP	22,019,321	0.10%	97.64%
83	L	65927	LINCOLN HERITAGE LIFE INS CO	21,830,621	0.10%	97.74%
84	L	525	PAN AMER LIFE GRP	19,874,429	0.09%	97.83%
85	L	58068	INDEPENDENT ORDER OF FORESTERS US BR	18,630,472	0.09%	97.92%
86	L	3436	LIBERTY LIFE GRP TRUST GRP	17,755,704	0.08%	98.00%
87	L	1211	NATIONAL GUARDIAN LIFE INS GRP	17,387,794	0.08%	98.08%
88	L	57541	MODERN WOODMEN OF AMER	16,797,770	0.08%	98.16%
89	L	1117	MANHATTAN LIFE GRP	16,428,906	0.08%	98.23%
90	L	3527	AMERICAN ENTERPRISE MUT GRP	15,854,951	0.07%	98.31%
91	L	812	HIGHMARK GRP	15,645,794	0.07%	98.38%
92	L	626	CHUBB LTD GRP	14,960,708	0.07%	98.45%
93	L	315	INDUSTRIAL ALLIANCE GRP	13,479,442	0.06%	98.51%
94	L	367	PHYSICIANS MUT GRP	13,433,182	0.06%	98.57%
95	L	4992	RESOLUTION LIFE US HOLDINGS GRP	11,426,179	0.05%	98.63%
96	L	330	AMERICAN FIDELITY CORP GRP	10,840,729	0.05%	98.68%
97	L	67423	ASPIDA LIFE INS CO	10,674,010	0.05%	98.72%
98	L	215	KEMPER CORP GRP	10,438,934	0.05%	98.77%
99	L	169	SENTRY INS GRP	10,068,323	0.05%	98.82%
100	L	77879	5 STAR LIFE INS CO	9,877,081	0.05%	98.86%
101	L	661	BCBS OF SC GRP	9,184,415	0.04%	98.91%
102	L	4712	GPM LIFE GRP	8,491,077	0.04%	98.95%
103	L	4213	WILTON RE GRP	8,264,817	0.04%	98.98%
104	L	574	AMERCO CORP GRP	8,166,297	0.04%	99.02%
105	L	276	TRUSTMARK MUT HOLDING CO GRP	8,164,693	0.04%	99.06%
106	L	4941	NATIONAL WESTERN LIFE GRP	7,853,989	0.04%	99.10%
107	L	98	WR BERKLEY CORP GRP	7,586,912	0.03%	99.13%
108	L	5021	ONEMAIN HOLDINGS INC GRP	7,451,654	0.03%	99.17%
109	L	535	COLUMBIAN LIFE GRP	7,202,946	0.03%	99.20%
110	L	153	PEKIN INS GRP	6,948,724	0.03%	99.23%
111	L	7	FEDERATED MUT GRP	6,907,260	0.03%	99.26%
112	L	244	CINCINNATI FIN GRP	6,739,457	0.03%	99.29%
113	L	84174	ELCO MUT LIFE & ANN	6,559,208	0.03%	99.32%
114	L	581	BOSTON MUT GRP	6,150,485	0.03%	99.35%
115	L	4553	SAVINGS BANK LIFE GRP	6,027,178	0.03%	99.38%
116	L	23	BCS INS GRP	6,020,694	0.03%	99.41%
117	L	71404	CONTINENTAL GEN INS CO	5,292,971	0.02%	99.43%
118	L	63290	FIDELITY LIFE ASSN A LEGAL RESERVE L	4,927,672	0.02%	99.45%
119	L	687	GUARANTEE TRUST GRP	4,882,297	0.02%	99.48%
120	L	181	SWISS RE GRP	4,787,996	0.02%	99.50%
121	L	93521	GRANULAR INS CO	4,696,558	0.02%	99.52%
122	L	57657	ROYAL NEIGHBORS OF AMER	4,693,659	0.02%	99.54%
123	L	588	KANSAS CITY LIFE INS GRP	4,689,689	0.02%	99.56%
124	L	4862	ASSURITY GRP	4,105,348	0.02%	99.58%
125	L	64580	ILLINOIS MUT LIFE INS CO	4,079,380	0.02%	99.60%
			TOTAL	21,686,538,037	100.00%	100.00%

Life Insurance Industry
Life/Health and Fraternal Insurers
2022 Market Share Report - Total Premium
Totals Life Ins, Annuity, Deposit Type Contracts, Other Considerations, and Accident & Health

Washington

Rank	Business Type	Group/ Company Code	Group/Company Name	Direct Written Premium	Market Share	Cumulative Market Share
1	L	304	PRUDENTIAL OF AMER GRP	1,266,473,306	7.98%	7.98%
2	L	826	NEW YORK LIFE GRP	1,036,483,706	6.53%	14.51%
3	L	435	MASS MUT LIFE INS GRP	619,117,116	3.90%	18.41%
4	L	241	METROPOLITAN GRP	571,041,813	3.60%	22.01%
5	L	707	UNITEDHEALTH GRP	536,293,503	3.38%	25.39%
6	L	332	PRINCIPAL FIN GRP	533,337,561	3.36%	28.75%
7	L	1	CVS GRP	526,900,238	3.32%	32.07%
8	L	4734	APOLLO GLOBAL MGMT GRP	486,640,844	3.07%	35.13%
9	L	20	LINCOLN NATL GRP	442,661,340	2.79%	37.92%
10	L	140	NATIONWIDE CORP GRP	436,718,558	2.75%	40.67%
11	L	904	JOHN HANCOCK GRP	426,748,281	2.69%	43.36%
12	L	901	CIGNA HLTH GRP	419,084,411	2.64%	46.00%
13	L	12	AMERICAN INTL GRP	370,129,981	2.33%	48.33%
14	L	1348	MEIJI YASUDA LIFE INS GRP	345,543,026	2.18%	50.51%
15	L	860	NORTHWESTERN MUT GRP	319,168,100	2.01%	52.52%
16	L	431	SAMMONS ENTERPRISES GRP	306,557,502	1.93%	54.45%
17	L	4965	EQUITABLE HOLDINGS INC GRP	299,845,631	1.89%	56.34%
18	L	1216	TIAA FAMILY GRP	281,256,522	1.77%	58.11%
19	L	761	ALLIANZ INS GRP	251,054,945	1.58%	59.69%
20	L	91	HARTFORD FIRE & CAS GRP	243,470,255	1.53%	61.23%
21	L	709	PACIFIC LIFE GRP	241,590,022	1.52%	62.75%
22	L	468	AEGON US HOLDING GRP	237,370,484	1.50%	64.25%
23	L	4832	VOYA FINANCIAL GRP	234,345,838	1.48%	65.72%
24	L	4855	SUMITOMO LIFE INS GRP	231,610,341	1.46%	67.18%
25	L	261	MUTUAL OF OMAHA GRP	223,644,434	1.41%	68.59%
26	L	836	WEST SOUTHERN GRP	213,342,609	1.34%	69.93%
27	L	565	UNUM GRP	209,114,776	1.32%	71.25%
28	L	200	UNITED SERV AUTOMOBILE ASSN GRP	196,011,946	1.23%	72.49%
29	L	670	FIDELITY NATL FIN INC GRP	188,380,779	1.19%	73.67%
30	L	869	MINNESOTA MUT GRP	186,840,022	1.18%	74.85%
31	L	918	JACKSON NATL GRP	177,430,511	1.12%	75.97%
32	L	549	SUN LIFE FINANCIAL INC GRP	174,776,823	1.10%	77.07%
33	L	3891	GLOBAL ATLANTIC GRP	174,115,148	1.10%	78.17%
34	L	4890	SBL HOLDINGS GRP	170,932,959	1.08%	79.24%
35	L	4932	BRIGHTHOUSE HOLDINGS GRP	170,100,878	1.07%	80.32%
36	L	56014	THRIVENT FINANCIAL FOR LUTHERANS	158,835,295	1.00%	81.32%
37	L	4	AMERIPRISE FIN GRP	156,509,768	0.99%	82.30%
38	L	212	ZURICH INS GRP	139,697,170	0.88%	83.18%
39	L	176	STATE FARM GRP	132,088,758	0.83%	84.01%
40	L	850	PENN MUT GRP	128,116,061	0.81%	84.82%
41	L	306	TRUSTAGE GRP	125,044,767	0.79%	85.61%
42	L	429	GUARDIAN LIFE GRP	117,874,974	0.74%	86.35%
43	L	276	TRUSTMARK MUT HOLDING CO GRP	98,246,710	0.62%	86.97%
44	L	4011	GENWORTH FIN GRP	94,639,791	0.60%	87.57%
45	L	458	DAI-ICHI LIFE HOLDINGS INC GRP	93,033,958	0.59%	88.15%
46	L	4925	KUVARE GRP	92,111,253	0.58%	88.73%
47	L	769	GREAT WEST GRP	84,341,998	0.53%	89.26%
48	L	370	AFLAC GRP	82,618,967	0.52%	89.79%
49	L	233	CNO FINANCIAL GRP	82,315,802	0.52%	90.30%
50	L	1117	MANHATTAN LIFE GRP	75,364,918	0.47%	90.78%
51	L	619	ONEAMERICA FIN PARTNERS GRP	73,602,588	0.46%	91.24%
52	L	4794	GROUP 1001 INS HOLDINGS GRP	71,637,167	0.45%	91.69%
53	L	2658	AMERICAN EQUITY INVESTMENT GRP	69,932,809	0.44%	92.13%
54	L	3098	TOKIO MARINE HOLDINGS INC GRP	65,424,211	0.41%	92.55%
55	L	290	GLOBE LIFE INC GRP	61,232,608	0.39%	92.93%
56	L	8	ALLSTATE INS GRP	60,300,185	0.38%	93.31%
57	L	872	BANNER LIFE GRP	53,345,674	0.34%	93.65%
58	L	943	AMERITAS MUT HOLDING GRP	51,824,748	0.33%	93.97%
59	L	4926	TALCOTT HOLDINGS GRP	50,687,301	0.32%	94.29%
60	L	634	NATIONAL LIFE GRP	50,586,497	0.32%	94.61%
61	L	981	FIDELITY INVESTMENT INS & ANN GRP	42,743,337	0.27%	94.88%
62	L	88668	MUTUAL OF AMER LIFE INS CO	42,690,771	0.27%	95.15%
63	L	4988	BAYVIEW ASSET MANAGEMENT GRP	38,092,479	0.24%	95.39%

Life Insurance Industry
Life/Health and Fraternal Insurers
2022 Market Share Report - Total Premium
Totals Life Ins, Annuity, Deposit Type Contracts, Other Considerations, and Accident & Health

Washington

Rank	Business Type	Group/ Company Code	Group/Company Name	Direct Written Premium	Market Share	Cumulative Market Share
64	L	4947	PROSPERITY LIFE INS GRP	37,689,001	0.24%	95.63%
65	L	4750	PRIMERICA GRP	34,906,688	0.22%	95.85%
66	L	626	CHUBB LTD GRP	32,889,639	0.21%	96.06%
67	L	62510	EQUITRUST LIFE INS CO	32,854,610	0.21%	96.26%
68	L	408	BROOKFIELD ASSET MGMT REINS PARTNERS	30,549,620	0.19%	96.46%
69	L	50	COUNTRY INS & FIN SERV GRP	27,906,373	0.18%	96.63%
70	L	4824	ADVANTAGE CAPITAL GRP	26,025,441	0.16%	96.79%
71	L	58033	KNIGHTS OF COLUMBUS	21,820,541	0.14%	96.93%
72	L	4853	AAA LIFE GRP	20,661,188	0.13%	97.06%
73	L	4844	LIA HOLDINGS GRP	20,590,276	0.13%	97.19%
74	L	169	SENTRY INS GRP	20,430,752	0.13%	97.32%
75	L	1295	CENTENE CORP GRP	20,042,849	0.13%	97.45%
76	L	4992	RESOLUTION LIFE US HOLDINGS GRP	18,945,233	0.12%	97.57%
77	L	876	ARKANSAS BCBS GRP	18,789,780	0.12%	97.68%
78	L	5014	EVERLAKE HOLDINGS GRP	18,613,775	0.12%	97.80%
79	L	60445	SAGICOR LIFE INS CO	18,057,480	0.11%	97.92%
80	L	4736	GGC GRP	16,696,471	0.11%	98.02%
81	L	781	UNION LABOR GRP	16,525,428	0.10%	98.13%
82	L	704	CONSTELLATION INS HOLDINGS GRP	15,466,558	0.10%	98.22%
83	L	661	BCBS OF SC GRP	15,002,212	0.09%	98.32%
84	L	4888	STERLING FINANCIAL INS GRP INC	13,622,164	0.09%	98.40%
85	L	572	BCBS OF MI GRP	13,264,527	0.08%	98.49%
86	L	58068	INDEPENDENT ORDER OF FORESTERS US BR	13,164,094	0.08%	98.57%
87	L	449	FINANCIAL HOLDINGS GRP	12,761,746	0.08%	98.65%
88	L	473	AMERICAN FAMILY INS GRP	12,048,262	0.08%	98.73%
89	L	812	HIGHMARK GRP	11,335,498	0.07%	98.80%
90	L	2878	UNITED HERITAGE MUT GRP	11,191,516	0.07%	98.87%
91	L	57541	MODERN WOODMEN OF AMER	10,811,673	0.07%	98.94%
92	L	330	AMERICAN FIDELITY CORP GRP	9,393,231	0.06%	99.00%
93	L	1211	NATIONAL GUARDIAN LIFE INS GRP	8,271,626	0.05%	99.05%
94	L	451	FIDELITY SECURITY GRP	8,231,327	0.05%	99.10%
95	L	588	KANSAS CITY LIFE INS GRP	8,012,946	0.05%	99.15%
96	L	3436	LIBERTY LIFE GRP TRUST GRP	6,348,675	0.04%	99.19%
97	L	315	INDUSTRIAL ALLIANCE GRP	6,301,736	0.04%	99.23%
98	L	5016	AQUARIAN INS HOLDINGS GRP	5,581,094	0.04%	99.26%
99	L	7	FEDERATED MUT GRP	4,738,491	0.03%	99.29%
100	L	300	HORACE MANN GRP	4,730,757	0.03%	99.32%
101	L	5021	ONEMAIN HOLDINGS INC GRP	4,727,346	0.03%	99.35%
102	L	4903	CALTON HOLDINGS GRP	4,554,771	0.03%	99.38%
103	L	244	CINCINNATI FIN GRP	4,419,370	0.03%	99.41%
104	L	525	PAN AMER LIFE GRP	4,032,188	0.03%	99.44%
105	L	69272	IBEXIS LIFE & ANN INS CO	3,993,318	0.03%	99.46%
106	L	574	AMERCO CORP GRP	3,828,870	0.02%	99.49%
107	L	4553	SAVINGS BANK LIFE GRP	3,678,273	0.02%	99.51%
108	L	77879	5 STAR LIFE INS CO	3,586,684	0.02%	99.53%
109	L	615	BENEFICIAL LIFE GRP	3,466,404	0.02%	99.55%
110	L	98	WR BERKLEY CORP GRP	3,289,966	0.02%	99.57%
111	L	57657	ROYAL NEIGHBORS OF AMER	2,902,410	0.02%	99.59%
112	L	4213	WILTON RE GRP	2,832,835	0.02%	99.61%
113	L	4862	ASSURITY GRP	2,828,393	0.02%	99.63%
114	L	367	PHYSICIANS MUT GRP	2,740,970	0.02%	99.64%
115	L	181	SWISS RE GRP	2,738,938	0.02%	99.66%
116	L	28	AMICA MUT GRP	2,613,834	0.02%	99.68%
117	L	1186	LIFETIME HLTHCARE GRP	2,588,182	0.02%	99.69%
118	L	67423	ASPIDA LIFE INS CO	2,460,546	0.02%	99.71%
119	L	3527	AMERICAN ENTERPRISE MUT GRP	2,354,241	0.01%	99.73%
120	L	90638	BEST LIFE & HLTH INS CO	2,285,658	0.01%	99.74%
121	L	520	NEW ERA LIFE GRP	2,180,065	0.01%	99.75%
122	L	63290	FIDELITY LIFE ASSN A LEGAL RESERVE L	2,067,686	0.01%	99.77%
123	L	687	GUARANTEE TRUST GRP	2,015,506	0.01%	99.78%
124	L	65927	LINCOLN HERITAGE LIFE INS CO	1,904,365	0.01%	99.79%
125	L	4941	NATIONAL WESTERN LIFE GRP	1,827,775	0.01%	99.80%
			TOTAL	15,872,629,720	100.00%	100.00%

Life Insurance Industry
Life/Health and Fraternal Insurers
2022 Market Share Report - Total Premium
Totals Life Ins, Annuity, Deposit Type Contracts, Other Considerations, and Accident & Health

West Virginia

Rank	Business Type	Group/ Company Code	Group/Company Name	Direct Written Premium	Market Share	Cumulative Market Share
1	L	304	PRUDENTIAL OF AMER GRP	225,769,728	6.26%	6.26%
2	L	1	CVS GRP	218,837,516	6.07%	12.33%
3	L	707	UNITEDHEALTH GRP	185,109,929	5.13%	17.46%
4	L	435	MASS MUT LIFE INS GRP	181,002,261	5.02%	22.48%
5	L	4734	APOLLO GLOBAL MGMT GRP	172,529,646	4.78%	27.26%
6	L	140	NATIONWIDE CORP GRP	112,316,767	3.11%	30.37%
7	L	241	METROPOLITAN GRP	109,029,875	3.02%	33.40%
8	L	826	NEW YORK LIFE GRP	107,313,091	2.98%	36.37%
9	L	1216	TIAA FAMILY GRP	106,522,318	2.95%	39.32%
10	L	12	AMERICAN INTL GRP	102,579,326	2.84%	42.17%
11	L	20	LINCOLN NATL GRP	94,791,111	2.63%	44.80%
12	L	860	NORTHWESTERN MUT GRP	91,606,977	2.54%	47.34%
13	L	261	MUTUAL OF OMAHA GRP	88,888,235	2.46%	49.80%
14	L	901	CIGNA HLTH GRP	79,805,545	2.21%	52.01%
15	L	670	FIDELITY NATL FIN INC GRP	72,286,220	2.00%	54.02%
16	L	918	JACKSON NATL GRP	69,350,009	1.92%	55.94%
17	L	4932	BRIGHTHOUSE HOLDINGS GRP	68,082,453	1.89%	57.83%
18	L	904	JOHN HANCOCK GRP	64,613,253	1.79%	59.62%
19	L	4965	EQUITABLE HOLDINGS INC GRP	63,953,203	1.77%	61.39%
20	L	332	PRINCIPAL FIN GRP	60,718,537	1.68%	63.07%
21	L	233	CNO FINANCIAL GRP	56,337,862	1.56%	64.64%
22	L	709	PACIFIC LIFE GRP	55,629,585	1.54%	66.18%
23	L	3891	GLOBAL ATLANTIC GRP	55,070,814	1.53%	67.71%
24	L	869	MINNESOTA MUT GRP	51,061,499	1.42%	69.12%
25	L	176	STATE FARM GRP	50,250,656	1.39%	70.51%
26	L	4832	VOYA FINANCIAL GRP	48,476,291	1.34%	71.86%
27	L	769	GREAT WEST GRP	42,984,363	1.19%	73.05%
28	L	290	GLOBE LIFE INC GRP	41,389,921	1.15%	74.20%
29	L	431	SAMMONS ENTERPRISES GRP	40,957,537	1.14%	75.33%
30	L	565	UNUM GRP	39,940,410	1.11%	76.44%
31	L	468	AEGON US HOLDING GRP	35,599,632	0.99%	77.43%
32	L	836	WEST SOUTHERN GRP	35,208,689	0.98%	78.40%
33	L	761	ALLIANZ INS GRP	34,219,797	0.95%	79.35%
34	L	370	AFLAC GRP	29,808,905	0.83%	80.18%
35	L	429	GUARDIAN LIFE GRP	28,447,782	0.79%	80.97%
36	L	3098	TOKIO MARINE HOLDINGS INC GRP	27,253,761	0.76%	81.72%
37	L	4926	TALCOTT HOLDINGS GRP	27,079,391	0.75%	82.47%
38	L	4855	SUMITOMO LIFE INS GRP	23,389,422	0.65%	83.12%
39	L	1348	MEIJI YASUDA LIFE INS GRP	23,044,923	0.64%	83.76%
40	L	4	AMERIPRISE FIN GRP	22,430,270	0.62%	84.38%
41	L	306	TRUSTAGE GRP	22,378,156	0.62%	85.00%
42	L	812	HIGHMARK GRP	22,038,177	0.61%	85.61%
43	L	200	UNITED SERV AUTOMOBILE ASSN GRP	19,978,603	0.55%	86.17%
44	L	4888	STERLING FINANCIAL INS GRP INC	18,617,588	0.52%	86.68%
45	L	4988	BAYVIEW ASSET MANAGEMENT GRP	18,147,735	0.50%	87.19%
46	L	213	ERIE INS GRP	16,975,645	0.47%	87.66%
47	L	4844	LIA HOLDINGS GRP	16,618,294	0.46%	88.12%
48	L	4794	GROUP 1001 INS HOLDINGS GRP	15,820,250	0.44%	88.56%
49	L	408	BROOKFIELD ASSET MGMT REINS PARTNERS	15,689,338	0.43%	88.99%
50	L	56782	NATIONAL SLOVAK SOCIETY OF THE USA	14,735,068	0.41%	89.40%
51	L	91	HARTFORD FIRE & CAS GRP	13,595,567	0.38%	89.78%
52	L	64505	HOMESTEADERS LIFE CO	13,365,513	0.37%	90.15%
53	L	56693	GCU	12,446,961	0.35%	90.49%
54	L	330	AMERICAN FIDELITY CORP GRP	12,396,559	0.34%	90.84%
55	L	4925	KUVARE GRP	11,508,917	0.32%	91.16%
56	L	57320	WOODMEN WORLD LIFE INS SOC	10,998,009	0.30%	91.46%
57	L	458	DAI-ICHI LIFE HOLDINGS INC GRP	10,963,460	0.30%	91.76%
58	L	4011	GENWORTH FIN GRP	10,917,080	0.30%	92.07%
59	L	850	PENN MUT GRP	10,202,773	0.28%	92.35%
60	L	549	SUN LIFE FINANCIAL INC GRP	9,531,329	0.26%	92.61%
61	L	8	ALLSTATE INS GRP	9,373,056	0.26%	92.87%
62	L	943	AMERITAS MUT HOLDING GRP	8,950,732	0.25%	93.12%
63	L	626	CHUBB LTD GRP	8,683,860	0.24%	93.36%

**Life Insurance Industry
Life/Health and Fraternal Insurers
2022 Market Share Report - Total Premium
Totals Life Ins, Annuity, Deposit Type Contracts, Other Considerations, and Accident & Health**

West Virginia

Rank	Business Type	Group/ Company Code	Group/Company Name	Direct Written Premium	Market Share	Cumulative Market Share
64	L	300	HORACE MANN GRP	8,113,444	0.22%	93.59%
65	L	62510	EQUITRUST LIFE INS CO	7,578,369	0.21%	93.80%
66	L	2658	AMERICAN EQUITY INVESTMENT GRP	7,577,052	0.21%	94.01%
67	L	88668	MUTUAL OF AMER LIFE INS CO	7,464,875	0.21%	94.22%
68	L	56014	THRIVENT FINANCIAL FOR LUTHERANS	7,336,381	0.20%	94.42%
69	L	5021	ONEMAIN HOLDINGS INC GRP	7,255,538	0.20%	94.62%
70	L	634	NATIONAL LIFE GRP	6,906,394	0.19%	94.81%
71	L	872	BANNER LIFE GRP	6,871,161	0.19%	95.00%
72	L	4824	ADVANTAGE CAPITAL GRP	6,682,119	0.19%	95.19%
73	L	56685	GBU FINANCIAL LIFE	5,648,869	0.16%	95.34%
74	L	619	ONEAMERICA FIN PARTNERS GRP	5,543,832	0.15%	95.50%
75	L	4750	PRIMERICA GRP	5,079,775	0.14%	95.64%
76	L	67423	ASPIDA LIFE INS CO	4,855,812	0.13%	95.77%
77	L	60445	SAGICOR LIFE INS CO	4,812,090	0.13%	95.91%
78	L	84174	ELCO MUT LIFE & ANN	4,696,375	0.13%	96.04%
79	L	587	ATLANTIC AMER GRP	4,651,590	0.13%	96.17%
80	L	4947	PROSPERITY LIFE INS GRP	4,596,266	0.13%	96.29%
81	L	704	CONSTELLATION INS HOLDINGS GRP	4,564,906	0.13%	96.42%
82	L	367	PHYSICIANS MUT GRP	4,214,270	0.12%	96.54%
83	L	4853	AAA LIFE GRP	4,160,228	0.12%	96.65%
84	L	57541	MODERN WOODMEN OF AMER	4,058,914	0.11%	96.76%
85	L	4736	GGC GRP	4,054,507	0.11%	96.88%
86	L	1117	MANHATTAN LIFE GRP	4,035,375	0.11%	96.99%
87	L	451	FIDELITY SECURITY GRP	4,035,089	0.11%	97.10%
88	L	1211	NATIONAL GUARDIAN LIFE INS GRP	3,929,841	0.11%	97.21%
89	L	58068	INDEPENDENT ORDER OF FORESTERS US BR	3,880,752	0.11%	97.32%
90	L	244	CINCINNATI FIN GRP	3,422,835	0.09%	97.41%
91	L	315	INDUSTRIAL ALLIANCE GRP	3,418,831	0.09%	97.51%
92	L	58033	KNIGHTS OF COLUMBUS	3,414,648	0.09%	97.60%
93	L	3527	AMERICAN ENTERPRISE MUT GRP	3,306,558	0.09%	97.69%
94	L	3436	LIBERTY LIFE GRP TRUST GRP	3,183,885	0.09%	97.78%
95	L	449	FINANCIAL HOLDINGS GRP	3,173,949	0.09%	97.87%
96	L	588	KANSAS CITY LIFE INS GRP	2,957,189	0.08%	97.95%
97	L	525	PAN AMER LIFE GRP	2,949,716	0.08%	98.03%
98	L	661	BCBS OF SC GRP	2,836,563	0.08%	98.11%
99	L	63819	UNITY FINANCIAL LIFE INS CO	2,823,739	0.08%	98.19%
100	L	98	WR BERKLEY CORP GRP	2,755,878	0.08%	98.27%
101	L	65927	LINCOLN HERITAGE LIFE INS CO	2,748,736	0.08%	98.34%
102	L	291	ENCOVA MUT INS GRP	2,677,040	0.07%	98.42%
103	L	5014	EVERLAKE HOLDINGS GRP	2,652,898	0.07%	98.49%
104	L	169	SENTRY INS GRP	2,559,725	0.07%	98.56%
105	L	4213	WILTON RE GRP	2,557,214	0.07%	98.63%
106	L	4890	SBL HOLDINGS GRP	2,488,392	0.07%	98.70%
107	L	581	BOSTON MUT GRP	2,402,664	0.07%	98.77%
108	L	477	RENAISSANCE HLTH SERV CORP GRP	2,205,096	0.06%	98.83%
109	L	276	TRUSTMARK MUT HOLDING CO GRP	2,148,701	0.06%	98.89%
110	L	4941	NATIONAL WESTERN LIFE GRP	2,103,266	0.06%	98.95%
111	L	917	HCSC GRP	2,040,799	0.06%	99.00%
112	L	781	UNION LABOR GRP	2,033,160	0.06%	99.06%
113	L	687	GUARANTEE TRUST GRP	2,019,923	0.06%	99.12%
114	L	61921	CITIZENS SECURITY LIFE INS CO	1,924,280	0.05%	99.17%
115	L	61212	BALTIMORE LIFE INS CO	1,711,037	0.05%	99.22%
116	L	212	ZURICH INS GRP	1,632,726	0.05%	99.26%
117	L	7	FEDERATED MUT GRP	1,434,382	0.04%	99.30%
118	L	181	SWISS RE GRP	1,432,634	0.04%	99.34%
119	L	981	FIDELITY INVESTMENT INS & ANN GRP	1,125,238	0.03%	99.37%
120	L	57657	ROYAL NEIGHBORS OF AMER	1,114,228	0.03%	99.40%
121	L	66214	HEARTLAND NATL LIFE INS CO	1,031,467	0.03%	99.43%
122	L	67180	OHIO STATE LIFE INS CO	989,662	0.03%	99.46%
123	L	4862	ASSURITY GRP	951,245	0.03%	99.49%
124	L	535	COLUMBIAN LIFE GRP	862,707	0.02%	99.51%
125	L	63290	FIDELITY LIFE ASSN A LEGAL RESERVE L	800,521	0.02%	99.53%
			TOTAL	3,607,010,738	100.00%	100.00%

Life Insurance Industry
Life/Health and Fraternal Insurers
2022 Market Share Report - Total Premium
Totals Life Ins, Annuity, Deposit Type Contracts, Other Considerations, and Accident & Health

Wisconsin

Rank	Business Type	Group/ Company Code	Group/Company Name	Direct Written Premium	Market Share	Cumulative Market Share
1	L	707	UNITEDHEALTH GRP	2,032,933,079	11.38%	11.38%
2	L	860	NORTHWESTERN MUT GRP	844,982,591	4.73%	16.11%
3	L	435	MASS MUT LIFE INS GRP	721,180,182	4.04%	20.15%
4	L	56014	THRIVENT FINANCIAL FOR LUTHERANS	610,753,582	3.42%	23.57%
5	L	4734	APOLLO GLOBAL MGMT GRP	603,295,897	3.38%	26.95%
6	L	4939	WEA GRP	561,023,101	3.14%	30.09%
7	L	304	PRUDENTIAL OF AMER GRP	506,118,963	2.83%	32.93%
8	L	20	LINCOLN NATL GRP	501,853,142	2.81%	35.74%
9	L	1	CVS GRP	456,172,822	2.55%	38.29%
10	L	241	METROPOLITAN GRP	420,376,271	2.35%	40.64%
11	L	826	NEW YORK LIFE GRP	420,113,244	2.35%	43.00%
12	L	4832	VOYA FINANCIAL GRP	419,326,495	2.35%	45.34%
13	L	904	JOHN HANCOCK GRP	389,745,472	2.18%	47.53%
14	L	140	NATIONWIDE CORP GRP	387,156,680	2.17%	49.69%
15	L	869	MINNESOTA MUT GRP	386,256,395	2.16%	51.86%
16	L	769	GREAT WEST GRP	385,612,020	2.16%	54.02%
17	L	332	PRINCIPAL FIN GRP	385,272,112	2.16%	56.17%
18	L	761	ALLIANZ INS GRP	353,875,832	1.98%	58.16%
19	L	918	JACKSON NATL GRP	326,473,520	1.83%	59.98%
20	L	12	AMERICAN INTL GRP	321,445,504	1.80%	61.78%
21	L	709	PACIFIC LIFE GRP	319,559,841	1.79%	63.57%
22	L	4965	EQUITABLE HOLDINGS INC GRP	308,841,802	1.73%	65.30%
23	L	306	TRUSTAGE GRP	290,543,092	1.63%	66.93%
24	L	1216	TIAA FAMILY GRP	262,059,016	1.47%	68.40%
25	L	4932	BRIGHTHOUSE HOLDINGS GRP	252,468,220	1.41%	69.81%
26	L	3098	TOKIO MARINE HOLDINGS INC GRP	247,319,767	1.38%	71.19%
27	L	3891	GLOBAL ATLANTIC GRP	207,211,523	1.16%	72.35%
28	L	549	SUN LIFE FINANCIAL INC GRP	207,079,549	1.16%	73.51%
29	L	468	AEGON US HOLDING GRP	206,967,236	1.16%	74.67%
30	L	261	MUTUAL OF OMAHA GRP	204,162,255	1.14%	75.82%
31	L	431	SAMMONS ENTERPRISES GRP	177,554,511	0.99%	76.81%
32	L	836	WEST SOUTHERN GRP	169,802,879	0.95%	77.76%
33	L	1348	MEIJI YASUDA LIFE INS GRP	154,677,100	0.87%	78.63%
34	L	565	UNUM GRP	138,497,094	0.78%	79.40%
35	L	4855	SUMITOMO LIFE INS GRP	138,004,621	0.77%	80.18%
36	L	670	FIDELITY NATL FIN INC GRP	137,687,825	0.77%	80.95%
37	L	619	ONEAMERICA FIN PARTNERS GRP	135,802,099	0.76%	81.71%
38	L	4	AMERIPRISE FIN GRP	128,676,063	0.72%	82.43%
39	L	901	CIGNA HLTH GRP	120,796,261	0.68%	83.10%
40	L	56685	GBU FINANCIAL LIFE	109,978,524	0.62%	83.72%
41	L	367	PHYSICIANS MUT GRP	109,598,172	0.61%	84.33%
42	L	458	DAI-ICHI LIFE HOLDINGS INC GRP	102,906,340	0.58%	84.91%
43	L	57541	MODERN WOODMEN OF AMER	95,322,380	0.53%	85.44%
44	L	91	HARTFORD FIRE & CAS GRP	89,582,299	0.50%	85.95%
45	L	176	STATE FARM GRP	88,599,380	0.50%	86.44%
46	L	429	GUARDIAN LIFE GRP	86,323,691	0.48%	86.92%
47	L	4988	BAYVIEW ASSET MANAGEMENT GRP	84,107,111	0.47%	87.40%
48	L	473	AMERICAN FAMILY INS GRP	81,842,625	0.46%	87.85%
49	L	169	SENTRY INS GRP	78,003,577	0.44%	88.29%
50	L	233	CNO FINANCIAL GRP	77,437,703	0.43%	88.72%
51	L	4925	KUVARE GRP	75,367,909	0.42%	89.15%
52	L	290	GLOBE LIFE INC GRP	70,086,604	0.39%	89.54%
53	L	3527	AMERICAN ENTERPRISE MUT GRP	68,131,880	0.38%	89.92%
54	L	2658	AMERICAN EQUITY INVESTMENT GRP	66,288,179	0.37%	90.29%
55	L	200	UNITED SERV AUTOMOBILE ASSN GRP	65,163,302	0.36%	90.66%
56	L	4794	GROUP 1001 INS HOLDINGS GRP	63,714,267	0.36%	91.01%
57	L	370	AFLAC GRP	63,028,414	0.35%	91.37%
58	L	4011	GENWORTH FIN GRP	62,881,723	0.35%	91.72%
59	L	872	BANNER LIFE GRP	53,018,918	0.30%	92.01%
60	L	4736	GGC GRP	51,604,893	0.29%	92.30%
61	L	8	ALLSTATE INS GRP	48,526,801	0.27%	92.58%
62	L	4926	TALCOTT HOLDINGS GRP	44,250,889	0.25%	92.82%
63	L	4888	STERLING FINANCIAL INS GRP INC	43,932,100	0.25%	93.07%

**Life Insurance Industry
Life/Health and Fraternal Insurers
2022 Market Share Report - Total Premium
Totals Life Ins, Annuity, Deposit Type Contracts, Other Considerations, and Accident & Health**

Wisconsin

Rank	Business Type	Group/ Company Code	Group/Company Name	Direct Written Premium	Market Share	Cumulative Market Share
64	L	4890	SBL HOLDINGS GRP	43,649,147	0.24%	93.31%
65	L	56030	CATHOLIC FINANCIAL LIFE	40,849,432	0.23%	93.54%
66	L	1211	NATIONAL GUARDIAN LIFE INS GRP	39,173,348	0.22%	93.76%
67	L	850	PENN MUT GRP	38,406,179	0.22%	93.98%
68	L	3436	LIBERTY LIFE GRP TRUST GRP	38,288,281	0.21%	94.19%
69	L	56693	GCU	37,911,303	0.21%	94.40%
70	L	88668	MUTUAL OF AMER LIFE INS CO	33,800,591	0.19%	94.59%
71	L	153	PEKIN INS GRP	33,799,446	0.19%	94.78%
72	L	943	AMERITAS MUT HOLDING GRP	31,831,933	0.18%	94.96%
73	L	801	DIRECTORS INVESTMENT GRP	31,717,588	0.18%	95.14%
74	L	300	HORACE MANN GRP	31,659,076	0.18%	95.32%
75	L	4947	PROSPERITY LIFE INS GRP	31,439,350	0.18%	95.49%
76	L	58033	KNIGHTS OF COLUMBUS	30,590,616	0.17%	95.66%
77	L	62510	EQUITRUST LIFE INS CO	29,187,273	0.16%	95.83%
78	L	4750	PRIMERICA GRP	28,596,851	0.16%	95.99%
79	L	84174	ELCO MUT LIFE & ANN	27,973,819	0.16%	96.14%
80	L	661	BCBS OF SC GRP	27,792,768	0.16%	96.30%
81	L	513	IOWA FARM BUREAU GRP	27,397,767	0.15%	96.45%
82	L	408	BROOKFIELD ASSET MGMT REINS PARTNERS	27,194,518	0.15%	96.60%
83	L	60445	SAGICOR LIFE INS CO	27,108,933	0.15%	96.76%
84	L	451	FIDELITY SECURITY GRP	26,106,370	0.15%	96.90%
85	L	704	CONSTELLATION INS HOLDINGS GRP	23,987,555	0.13%	97.04%
86	L	212	ZURICH INS GRP	23,689,129	0.13%	97.17%
87	L	634	NATIONAL LIFE GRP	22,333,628	0.13%	97.29%
88	L	67423	ASPIDA LIFE INS CO	21,923,197	0.12%	97.42%
89	L	525	PAN AMER LIFE GRP	21,046,370	0.12%	97.53%
90	L	449	FINANCIAL HOLDINGS GRP	20,801,154	0.12%	97.65%
91	L	64505	HOMESTEADERS LIFE CO	19,575,094	0.11%	97.76%
92	L	588	KANSAS CITY LIFE INS GRP	15,866,061	0.09%	97.85%
93	L	4853	AAA LIFE GRP	14,421,070	0.08%	97.93%
94	L	4941	NATIONAL WESTERN LIFE GRP	14,171,857	0.08%	98.01%
95	L	50	COUNTRY INS & FIN SERV GRP	13,565,643	0.08%	98.09%
96	L	244	CINCINNATI FIN GRP	13,480,724	0.08%	98.16%
97	L	626	CHUBB LTD GRP	13,403,879	0.08%	98.24%
98	L	981	FIDELITY INVESTMENT INS & ANN GRP	12,038,976	0.07%	98.30%
99	L	58017	BETTERLIFE	11,112,125	0.06%	98.37%
100	L	330	AMERICAN FIDELITY CORP GRP	10,878,951	0.06%	98.43%
101	L	7	FEDERATED MUT GRP	10,578,987	0.06%	98.49%
102	L	57487	CATHOLIC ORDER OF FORESTERS	10,445,671	0.06%	98.54%
103	L	98	WR BERKLEY CORP GRP	9,922,517	0.06%	98.60%
104	L	64580	ILLINOIS MUT LIFE INS CO	9,653,327	0.05%	98.65%
105	L	67180	OHIO STATE LIFE INS CO	8,876,191	0.05%	98.70%
106	L	687	GUARANTEE TRUST GRP	8,798,575	0.05%	98.75%
107	L	213	ERIE INS GRP	8,787,559	0.05%	98.80%
108	L	280	AUTO OWNERS GRP	8,524,384	0.05%	98.85%
109	L	56340	FIRST CATH SLOVAK UNION OF US & CN	8,038,486	0.05%	98.89%
110	L	4862	ASSURITY GRP	7,491,829	0.04%	98.94%
111	L	1117	MANHATTAN LIFE GRP	7,321,996	0.04%	98.98%
112	L	4553	SAVINGS BANK LIFE GRP	6,969,717	0.04%	99.02%
113	L	574	AMERCO CORP GRP	6,803,110	0.04%	99.05%
114	L	671	ELEVANCE HLTH INC GRP	6,753,212	0.04%	99.09%
115	L	276	TRUSTMARK MUT HOLDING CO GRP	6,011,772	0.03%	99.13%
116	L	58068	INDEPENDENT ORDER OF FORESTERS US BR	5,930,008	0.03%	99.16%
117	L	56782	NATIONAL SLOVAK SOCIETY OF THE USA	5,439,170	0.03%	99.19%
118	L	5014	EVERLAKE HOLDINGS GRP	5,369,221	0.03%	99.22%
119	L	4903	CALTON HOLDINGS GRP	5,324,832	0.03%	99.25%
120	L	4992	RESOLUTION LIFE US HOLDINGS GRP	5,288,271	0.03%	99.28%
121	L	5016	AQUARIAN INS HOLDINGS GRP	5,238,081	0.03%	99.31%
122	L	11121	UNIFIED LIFE INS CO	5,231,090	0.03%	99.34%
123	L	315	INDUSTRIAL ALLIANCE GRP	4,890,777	0.03%	99.37%
124	L	93521	GRANULAR INS CO	4,878,406	0.03%	99.39%
125	L	812	HIGHMARK GRP	4,741,287	0.03%	99.42%
			TOTAL	17,859,152,630	100.00%	100.00%

Life Insurance Industry
Life/Health and Fraternal Insurers
2022 Market Share Report - Total Premium
Totals Life Ins, Annuity, Deposit Type Contracts, Other Considerations, and Accident & Health

Wyoming

Rank	Business Type	Group/ Company Code	Group/Company Name	Direct Written Premium	Market Share	Cumulative Market Share
1	L	304	PRUDENTIAL OF AMER GRP	166,785,860	11.18%	11.18%
2	L	707	UNITEDHEALTH GRP	101,168,395	6.78%	17.96%
3	L	826	NEW YORK LIFE GRP	91,923,119	6.16%	24.12%
4	L	901	CIGNA HLTH GRP	61,450,288	4.12%	28.24%
5	L	20	LINCOLN NATL GRP	56,198,622	3.77%	32.01%
6	L	513	IOWA FARM BUREAU GRP	47,701,677	3.20%	35.21%
7	L	435	MASS MUT LIFE INS GRP	42,341,732	2.84%	38.04%
8	L	1	CVS GRP	37,973,992	2.55%	40.59%
9	L	261	MUTUAL OF OMAHA GRP	37,629,625	2.52%	43.11%
10	L	860	NORTHWESTERN MUT GRP	36,076,553	2.42%	45.53%
11	L	4734	APOLLO GLOBAL MGMT GRP	28,849,737	1.93%	47.46%
12	L	140	NATIONWIDE CORP GRP	28,075,671	1.88%	49.34%
13	L	4965	EQUITABLE HOLDINGS INC GRP	27,142,078	1.82%	51.16%
14	L	918	JACKSON NATL GRP	25,891,629	1.74%	52.90%
15	L	904	JOHN HANCOCK GRP	25,575,363	1.71%	54.61%
16	L	709	PACIFIC LIFE GRP	23,321,805	1.56%	56.18%
17	L	619	ONEAMERICA FIN PARTNERS GRP	23,228,216	1.56%	57.73%
18	L	241	METROPOLITAN GRP	23,130,234	1.55%	59.28%
19	L	1216	TIAA FAMILY GRP	23,017,732	1.54%	60.83%
20	L	12	AMERICAN INTL GRP	21,639,901	1.45%	62.28%
21	L	761	ALLIANZ INS GRP	20,512,674	1.37%	63.65%
22	L	836	WEST SOUTHERN GRP	19,799,830	1.33%	64.98%
23	L	176	STATE FARM GRP	19,675,122	1.32%	66.30%
24	L	3891	GLOBAL ATLANTIC GRP	18,890,778	1.27%	67.56%
25	L	56014	THRIVENT FINANCIAL FOR LUTHERANS	17,475,724	1.17%	68.74%
26	L	8	ALLSTATE INS GRP	17,239,525	1.16%	69.89%
27	L	332	PRINCIPAL FIN GRP	16,705,114	1.12%	71.01%
28	L	200	UNITED SERV AUTOMOBILE ASSN GRP	16,609,712	1.11%	72.12%
29	L	4832	VOYA FINANCIAL GRP	16,037,350	1.07%	73.20%
30	L	468	AEGON US HOLDING GRP	14,303,600	0.96%	74.16%
31	L	370	AFLAC GRP	13,633,795	0.91%	75.07%
32	L	4855	SUMITOMO LIFE INS GRP	13,159,580	0.88%	75.95%
33	L	549	SUN LIFE FINANCIAL INC GRP	13,040,852	0.87%	76.83%
34	L	429	GUARDIAN LIFE GRP	13,010,519	0.87%	77.70%
35	L	670	FIDELITY NATL FIN INC GRP	12,923,942	0.87%	78.57%
36	L	1348	MEIJI YASUDA LIFE INS GRP	12,737,600	0.85%	79.42%
37	L	431	SAMMONS ENTERPRISES GRP	12,583,064	0.84%	80.26%
38	L	4932	BRIGHTHOUSE HOLDINGS GRP	12,118,498	0.81%	81.08%
39	L	769	GREAT WEST GRP	11,485,937	0.77%	81.85%
40	L	850	PENN MUT GRP	11,124,774	0.75%	82.59%
41	L	4925	KUVARE GRP	10,710,776	0.72%	83.31%
42	L	869	MINNESOTA MUT GRP	10,656,902	0.71%	84.02%
43	L	212	ZURICH INS GRP	9,889,382	0.66%	84.69%
44	L	290	GLOBE LIFE INC GRP	9,691,254	0.65%	85.34%
45	L	4	AMERIPRISE FIN GRP	9,415,821	0.63%	85.97%
46	L	458	DAI-ICHI LIFE HOLDINGS INC GRP	8,643,305	0.58%	86.55%
47	L	661	BCBS OF SC GRP	8,007,010	0.54%	87.08%
48	L	565	UNUM GRP	7,647,740	0.51%	87.60%
49	L	4844	LIA HOLDINGS GRP	7,439,113	0.50%	88.09%
50	L	4888	STERLING FINANCIAL INS GRP INC	7,291,202	0.49%	88.58%
51	L	4011	GENWORTH FIN GRP	7,034,527	0.47%	89.05%
52	L	943	AMERITAS MUT HOLDING GRP	6,873,925	0.46%	89.52%
53	L	306	TRUSTAGE GRP	6,378,753	0.43%	89.94%
54	L	4794	GROUP 1001 INS HOLDINGS GRP	6,155,508	0.41%	90.36%
55	L	2658	AMERICAN EQUITY INVESTMENT GRP	6,017,654	0.40%	90.76%
56	L	3098	TOKIO MARINE HOLDINGS INC GRP	5,822,240	0.39%	91.15%
57	L	233	CNO FINANCIAL GRP	5,616,059	0.38%	91.53%
58	L	4988	BAYVIEW ASSET MANAGEMENT GRP	5,432,129	0.36%	91.89%
59	L	4824	ADVANTAGE CAPITAL GRP	5,219,559	0.35%	92.24%
60	L	91	HARTFORD FIRE & CAS GRP	4,463,399	0.30%	92.54%
61	L	4926	TALCOTT HOLDINGS GRP	3,987,804	0.27%	92.81%
62	L	3527	AMERICAN ENTERPRISE MUT GRP	3,986,809	0.27%	93.07%
63	L	634	NATIONAL LIFE GRP	3,853,448	0.26%	93.33%

Life Insurance Industry
Life/Health and Fraternal Insurers
2022 Market Share Report - Total Premium
Totals Life Ins, Annuity, Deposit Type Contracts, Other Considerations, and Accident & Health

Wyoming

Rank	Business Type	Group/ Company Code	Group/Company Name	Direct Written Premium	Market Share	Cumulative Market Share
64	L	812	HIGHMARK GRP	3,765,364	0.25%	93.58%
65	L	408	BROOKFIELD ASSET MGMT REINS PARTNERS	3,750,079	0.25%	93.84%
66	L	4890	SBL HOLDINGS GRP	3,693,453	0.25%	94.08%
67	L	1211	NATIONAL GUARDIAN LIFE INS GRP	3,626,792	0.24%	94.33%
68	L	62510	EQUITRUST LIFE INS CO	3,567,341	0.24%	94.57%
69	L	4736	GGC GRP	3,362,225	0.23%	94.79%
70	L	4750	PRIMERICA GRP	3,264,658	0.22%	95.01%
71	L	4992	RESOLUTION LIFE US HOLDINGS GRP	3,177,094	0.21%	95.22%
72	L	58033	KNIGHTS OF COLUMBUS	3,128,656	0.21%	95.43%
73	L	872	BANNER LIFE GRP	3,075,804	0.21%	95.64%
74	L	330	AMERICAN FIDELITY CORP GRP	3,005,711	0.20%	95.84%
75	L	730	MEDICAL MUT OF OH GRP	2,762,785	0.19%	96.02%
76	L	60445	SAGICOR LIFE INS CO	2,756,975	0.18%	96.21%
77	L	704	CONSTELLATION INS HOLDINGS GRP	2,423,530	0.16%	96.37%
78	L	626	CHUBB LTD GRP	2,014,091	0.14%	96.51%
79	L	588	KANSAS CITY LIFE INS GRP	1,911,876	0.13%	96.64%
80	L	276	TRUSTMARK MUT HOLDING CO GRP	1,904,844	0.13%	96.76%
81	L	1117	MANHATTAN LIFE GRP	1,900,349	0.13%	96.89%
82	L	525	PAN AMER LIFE GRP	1,864,227	0.12%	97.02%
83	L	449	FINANCIAL HOLDINGS GRP	1,754,160	0.12%	97.13%
84	L	4712	GPM LIFE GRP	1,656,657	0.11%	97.24%
85	L	367	PHYSICIANS MUT GRP	1,564,605	0.10%	97.35%
86	L	88668	MUTUAL OF AMER LIFE INS CO	1,469,930	0.10%	97.45%
87	L	98	WR BERKLEY CORP GRP	1,281,577	0.09%	97.53%
88	L	300	HORACE MANN GRP	1,273,150	0.09%	97.62%
89	L	451	FIDELITY SECURITY GRP	1,262,745	0.08%	97.70%
90	L	4903	CALTON HOLDINGS GRP	1,227,833	0.08%	97.79%
91	L	93521	GRANULAR INS CO	1,222,823	0.08%	97.87%
92	L	4853	AAA LIFE GRP	1,214,934	0.08%	97.95%
93	L	58068	INDEPENDENT ORDER OF FORESTERS US BR	1,208,886	0.08%	98.03%
94	L	69132	STATE MUT INS CO	1,192,807	0.08%	98.11%
95	L	477	RENAISSANCE HLTH SERV CORP GRP	1,151,432	0.08%	98.19%
96	L	4947	PROSPERITY LIFE INS GRP	1,058,685	0.07%	98.26%
97	L	67423	ASPIDA LIFE INS CO	1,040,000	0.07%	98.33%
98	L	520	NEW ERA LIFE GRP	997,895	0.07%	98.39%
99	L	587	ATLANTIC AMER GRP	908,065	0.06%	98.46%
100	L	5014	EVERLAKE HOLDINGS GRP	892,045	0.06%	98.52%
101	L	181	SWISS RE GRP	860,099	0.06%	98.57%
102	L	615	BENEFICIAL LIFE GRP	844,842	0.06%	98.63%
103	L	4862	ASSURITY GRP	842,974	0.06%	98.69%
104	L	65927	LINCOLN HERITAGE LIFE INS CO	815,496	0.05%	98.74%
105	L	56383	ORDER OF UNITED COMMERCIAL TRAVELERS	788,278	0.05%	98.79%
106	L	71404	CONTINENTAL GEN INS CO	778,805	0.05%	98.85%
107	L	244	CINCINNATI FIN GRP	717,518	0.05%	98.89%
108	L	71471	ABILITY INS CO	664,061	0.04%	98.94%
109	L	169	SENTRY INS GRP	659,201	0.04%	98.98%
110	L	5021	ONEMAIN HOLDINGS INC GRP	651,129	0.04%	99.03%
111	L	7	FEDERATED MUT GRP	647,550	0.04%	99.07%
112	L	90638	BEST LIFE & HLTH INS CO	624,522	0.04%	99.11%
113	L	56685	GBU FINANCIAL LIFE	614,817	0.04%	99.15%
114	L	84174	ELCO MUT LIFE & ANN	605,453	0.04%	99.19%
115	L	917	HCSC GRP	604,295	0.04%	99.23%
116	L	57541	MODERN WOODMEN OF AMER	556,884	0.04%	99.27%
117	L	3436	LIBERTY LIFE GRP TRUST GRP	542,668	0.04%	99.31%
118	L	690	CENTRAL STATES GRP	486,228	0.03%	99.34%
119	L	66214	HEARTLAND NATL LIFE INS CO	454,835	0.03%	99.37%
120	L	801	DIRECTORS INVESTMENT GRP	442,302	0.03%	99.40%
121	L	50	COUNTRY INS & FIN SERV GRP	441,836	0.03%	99.43%
122	L	981	FIDELITY INVESTMENT INS & ANN GRP	429,969	0.03%	99.46%
123	L	87920	LOCOMOTIVE ENGINEERS & CONDUCTORS MU	410,414	0.03%	99.49%
124	L	574	AMERCO CORP GRP	410,400	0.03%	99.51%
125	L	4213	WILTON RE GRP	409,866	0.03%	99.54%
			TOTAL	1,491,908,147	100.00%	100.00%

**Life Insurance Industry
Life/Health and Fraternal Insurers
2022 Market Share Report - Total Premium
Totals Life Ins, Annuity, Deposit Type Contracts, Other Considerations, and Accident & Health**

American Samoa

Rank	Business Type	Group/ Company Code	Group/Company Name	Direct Written Premium	Market Share	Cumulative Market Share
1	L	77879	5 STAR LIFE INS CO	2,262,347	39.99%	39.99%
2	L	241	METROPOLITAN GRP	1,506,863	26.64%	66.63%
3	L	4734	APOLLO GLOBAL MGMT GRP	203,961	3.61%	70.23%
4	L	535	COLUMBIAN LIFE GRP	203,515	3.60%	73.83%
5	L	4	AMERIPRISE FIN GRP	193,663	3.42%	77.26%
6	L	1	CVS GRP	186,658	3.30%	80.55%
7	L	20	LINCOLN NATL GRP	177,653	3.14%	83.70%
8	L	4941	NATIONAL WESTERN LIFE GRP	143,462	2.54%	86.23%
9	L	612	CITIZENS GRP	142,381	2.52%	88.75%
10	L	408	BROOKFIELD ASSET MGMT REINS PARTNERS	73,833	1.31%	90.05%
11	L	4752	GREGG E ZAHN GRP	54,734	0.97%	91.02%
12	L	140	NATIONWIDE CORP GRP	42,587	0.75%	91.77%
13	L	468	AEGON US HOLDING GRP	41,749	0.74%	92.51%
14	L	4888	STERLING FINANCIAL INS GRP INC	37,641	0.67%	93.18%
15	L	290	GLOBE LIFE INC GRP	35,785	0.63%	93.81%
16	L	306	TRUSTAGE GRP	32,506	0.57%	94.38%
17	L	330	AMERICAN FIDELITY CORP GRP	30,188	0.53%	94.92%
18	L	901	CIGNA HLTH GRP	26,574	0.47%	95.39%
19	L	4750	PRIMERICA GRP	25,824	0.46%	95.84%
20	L	1348	MEIJI YASUDA LIFE INS GRP	25,263	0.45%	96.29%
21	L	761	ALLIANZ INS GRP	22,031	0.39%	96.68%
22	L	300	HORACE MANN GRP	18,798	0.33%	97.01%
23	L	707	UNITEDHEALTH GRP	18,698	0.33%	97.34%
24	L	176	STATE FARM GRP	15,009	0.27%	97.61%
25	L	4832	VOYA FINANCIAL GRP	14,749	0.26%	97.87%
26	L	370	AFLAC GRP	12,172	0.22%	98.08%
27	L	12	AMERICAN INTL GRP	10,875	0.19%	98.28%
28	L	4011	GENWORTH FIN GRP	9,958	0.18%	98.45%
29	L	4932	BRIGHTHOUSE HOLDINGS GRP	9,348	0.17%	98.62%
30	L	200	UNITED SERV AUTOMOBILE ASSN GRP	8,797	0.16%	98.77%
31	L	261	MUTUAL OF OMAHA GRP	8,018	0.14%	98.91%
32	L	233	CNO FINANCIAL GRP	7,817	0.14%	99.05%
33	L	65927	LINCOLN HERITAGE LIFE INS CO	7,663	0.14%	99.19%
34	L	69272	IBEXIS LIFE & ANN INS CO	7,460	0.13%	99.32%
35	L	588	KANSAS CITY LIFE INS GRP	7,394	0.13%	99.45%
36	L	615	BENEFICIAL LIFE GRP	5,043	0.09%	99.54%
37	L	458	DAI-ICHI LIFE HOLDINGS INC GRP	4,175	0.07%	99.61%
38	L	4213	WILTON RE GRP	3,208	0.06%	99.67%
39	L	449	FINANCIAL HOLDINGS GRP	3,068	0.05%	99.72%
40	L	872	BANNER LIFE GRP	2,389	0.04%	99.77%
41	L	429	GUARDIAN LIFE GRP	2,271	0.04%	99.81%
42	L	836	WEST SOUTHERN GRP	1,979	0.03%	99.84%
43	L	3891	GLOBAL ATLANTIC GRP	1,560	0.03%	99.87%
44	L	769	GREAT WEST GRP	1,348	0.02%	99.89%
45	L	4862	ASSURITY GRP	1,082	0.02%	99.91%
46	L	542	INDIANA FARM BUREAU GRP	994	0.02%	99.93%
47	L	670	FIDELITY NATL FIN INC GRP	816	0.01%	99.94%
48	L	4947	PROSPERITY LIFE INS GRP	550	0.01%	99.95%
49	L	181	SWISS RE GRP	472	0.01%	99.96%
50	L	5014	EVERLAKE HOLDINGS GRP	436	0.01%	99.97%
51	L	904	JOHN HANCOCK GRP	400	0.01%	99.98%
52	L	56014	THRIVENT FINANCIAL FOR LUTHERANS	252	- %	99.98%
53	L	431	SAMMONS ENTERPRISES GRP	243	- %	99.99%
54	L	315	INDUSTRIAL ALLIANCE GRP	202	- %	99.99%
55	L	169	SENTRY INS GRP	150	- %	99.99%
56	L	367	PHYSICIANS MUT GRP	142	- %	100.00%
57	L	8	ALLSTATE INS GRP	125	- %	100.00%
58	L	5021	ONEMAIN HOLDINGS INC GRP	120	- %	100.00%
59	L	826	NEW YORK LIFE GRP	31	- %	100.00%
			TOTAL	5,657,030	100.00%	100.00%

Life Insurance Industry
Life/Health and Fraternal Insurers
2022 Market Share Report - Total Premium
Totals Life Ins, Annuity, Deposit Type Contracts, Other Considerations, and Accident & Health

Guam

Rank	Business Type	Group/ Company Code	Group/Company Name	Direct Written Premium	Market Share	Cumulative Market Share
1	L	370	AFLAC GRP	16,965,565	14.30%	14.30%
2	L	1348	MEIJI YASUDA LIFE INS GRP	14,660,212	12.36%	26.66%
3	L	60246	NETCARE LIFE & HLTH INS CO	14,188,163	11.96%	38.61%
4	L	826	NEW YORK LIFE GRP	10,972,221	9.25%	47.86%
5	L	431	SAMMONS ENTERPRISES GRP	7,051,103	5.94%	53.80%
6	L	304	PRUDENTIAL OF AMER GRP	6,990,594	5.89%	59.70%
7	L	4992	RESOLUTION LIFE US HOLDINGS GRP	5,908,283	4.98%	64.68%
8	L	20	LINCOLN NATL GRP	5,447,536	4.59%	69.27%
9	L	468	AEGON US HOLDING GRP	4,743,463	4.00%	73.27%
10	L	241	METROPOLITAN GRP	3,698,233	3.12%	76.38%
11	L	8	ALLSTATE INS GRP	3,657,640	3.08%	79.47%
12	L	901	CIGNA HLTH GRP	3,436,259	2.90%	82.36%
13	L	4750	PRIMERICA GRP	2,577,857	2.17%	84.53%
14	L	2858	HOMESHIELD CAPITAL GRP	2,236,378	1.88%	86.42%
15	L	707	UNITEDHEALTH GRP	2,158,685	1.82%	88.24%
16	L	408	BROOKFIELD ASSET MGMT REINS PARTNERS	1,583,107	1.33%	89.57%
17	L	869	MINNESOTA MUT GRP	1,452,880	1.22%	90.80%
18	L	4213	WILTON RE GRP	1,000,653	0.84%	91.64%
19	L	4890	SBL HOLDINGS GRP	785,276	0.66%	92.30%
20	L	91	HARTFORD FIRE & CAS GRP	747,237	0.63%	92.93%
21	L	69310	SURETY LIFE INS CO	729,569	0.61%	93.55%
22	L	904	JOHN HANCOCK GRP	637,053	0.54%	94.08%
23	L	690	CENTRAL STATES GRP	611,663	0.52%	94.60%
24	L	4925	KUVARE GRP	554,095	0.47%	95.07%
25	L	233	CNO FINANCIAL GRP	527,772	0.44%	95.51%
26	L	1	CVS GRP	525,116	0.44%	95.95%
27	L	4832	VOYA FINANCIAL GRP	515,820	0.43%	96.39%
28	L	77879	5 STAR LIFE INS CO	330,187	0.28%	96.67%
29	L	290	GLOBE LIFE INC GRP	322,499	0.27%	96.94%
30	L	315	INDUSTRIAL ALLIANCE GRP	314,188	0.26%	97.20%
31	L	629	PLATEAU GRP	298,265	0.25%	97.46%
32	L	4941	NATIONAL WESTERN LIFE GRP	278,477	0.23%	97.69%
33	L	200	UNITED SERV AUTOMOBILE ASSN GRP	199,431	0.17%	97.86%
34	L	670	FIDELITY NATL FIN INC GRP	184,636	0.16%	98.01%
35	L	473	AMERICAN FAMILY INS GRP	174,490	0.15%	98.16%
36	L	306	TRUSTAGE GRP	146,261	0.12%	98.28%
37	L	4877	TWA & AMFI CORP GRP	138,752	0.12%	98.40%
38	L	458	DAI-ICHI LIFE HOLDINGS INC GRP	137,187	0.12%	98.52%
39	L	435	MASS MUT LIFE INS GRP	136,331	0.11%	98.63%
40	L	4888	STERLING FINANCIAL INS GRP INC	131,642	0.11%	98.74%
41	L	12	AMERICAN INTL GRP	102,684	0.09%	98.83%
42	L	4712	GPM LIFE GRP	94,301	0.08%	98.91%
43	L	58033	KNIGHTS OF COLUMBUS	87,035	0.07%	98.98%
44	L	918	JACKSON NATL GRP	86,742	0.07%	99.06%
45	L	449	FINANCIAL HOLDINGS GRP	86,091	0.07%	99.13%
46	L	176	STATE FARM GRP	84,992	0.07%	99.20%
47	L	140	NATIONWIDE CORP GRP	80,498	0.07%	99.27%
48	L	704	CONSTELLATION INS HOLDINGS GRP	73,992	0.06%	99.33%
49	L	261	MUTUAL OF OMAHA GRP	68,654	0.06%	99.39%
50	L	836	WEST SOUTHERN GRP	60,433	0.05%	99.44%
51	L	4734	APOLLO GLOBAL MGMT GRP	59,514	0.05%	99.49%
52	L	330	AMERICAN FIDELITY CORP GRP	53,827	0.05%	99.53%
53	L	4965	EQUITABLE HOLDINGS INC GRP	48,693	0.04%	99.58%
54	L	62928	EMC NATL LIFE CO	47,816	0.04%	99.62%
55	L	4011	GENWORTH FIN GRP	44,575	0.04%	99.65%
56	L	3891	GLOBAL ATLANTIC GRP	38,815	0.03%	99.69%
57	L	769	GREAT WEST GRP	37,483	0.03%	99.72%
58	L	619	ONEAMERICA FIN PARTNERS GRP	33,943	0.03%	99.75%
59	L	4932	BRIGHTHOUSE HOLDINGS GRP	32,898	0.03%	99.77%
60	L	565	UNUM GRP	30,140	0.03%	99.80%
61	L	4853	AAA LIFE GRP	25,861	0.02%	99.82%
62	L	4926	TALCOTT HOLDINGS GRP	22,691	0.02%	99.84%
63	L	4	AMERIPRISE FIN GRP	17,225	0.01%	99.85%

Life Insurance Industry
Life/Health and Fraternal Insurers
2022 Market Share Report - Total Premium
Totals Life Ins, Annuity, Deposit Type Contracts, Other Considerations, and Accident & Health

Guam

Rank	Business Type	Group/ Company Code	Group/Company Name	Direct Written Premium	Market Share	Cumulative Market Share
64	L	5026	21ST CENTURY LIFE & HEALTH CO GRP	15,492	0.01%	99.87%
65	L	943	AMERITAS MUT HOLDING GRP	15,327	0.01%	99.88%
66	L	535	COLUMBIAN LIFE GRP	14,925	0.01%	99.89%
67	L	4862	ASSURITY GRP	12,447	0.01%	99.90%
68	L	588	KANSAS CITY LIFE INS GRP	9,378	0.01%	99.91%
69	L	5014	EVERLAKE HOLDINGS GRP	9,313	0.01%	99.92%
70	L	4639	RGA INC GRP	7,917	0.01%	99.93%
71	L	872	BANNER LIFE GRP	7,353	0.01%	99.93%
72	L	525	PAN AMER LIFE GRP	7,350	0.01%	99.94%
73	L	4855	SUMITOMO LIFE INS GRP	6,215	0.01%	99.94%
74	L	300	HORACE MANN GRP	6,045	0.01%	99.95%
75	L	1117	MANHATTAN LIFE GRP	5,851	- %	99.95%
76	L	4736	GGC GRP	5,552	- %	99.96%
77	L	761	ALLIANZ INS GRP	4,422	- %	99.96%
78	L	88668	MUTUAL OF AMER LIFE INS CO	4,182	- %	99.97%
79	L	57320	WOODMEN WORLD LIFE INS SOC	4,131	- %	99.97%
80	L	67180	OHIO STATE LIFE INS CO	3,600	- %	99.97%
81	L	63290	FIDELITY LIFE ASSN A LEGAL RESERVE L	3,453	- %	99.98%
82	L	581	BOSTON MUT GRP	3,280	- %	99.98%
83	L	69272	IBEXIS LIFE & ANN INS CO	2,976	- %	99.98%
84	L	244	CINCINNATI FIN GRP	2,664	- %	99.98%
85	L	56014	THRIVENT FINANCIAL FOR LUTHERANS	1,863	- %	99.98%
86	L	4794	GROUP 1001 INS HOLDINGS GRP	1,637	- %	99.99%
87	L	1211	NATIONAL GUARDIAN LIFE INS GRP	1,624	- %	99.99%
88	L	574	AMERCO CORP GRP	1,274	- %	99.99%
89	L	626	CHUBB LTD GRP	1,198	- %	99.99%
90	L	429	GUARDIAN LIFE GRP	1,121	- %	99.99%
91	L	1295	CENTENE CORP GRP	1,089	- %	99.99%
92	L	56030	CATHOLIC FINANCIAL LIFE	1,082	- %	99.99%
93	L	4903	CALTON HOLDINGS GRP	1,063	- %	99.99%
94	L	4947	PROSPERITY LIFE INS GRP	780	- %	99.99%
95	L	454	SECURITY NATL GRP	720	- %	99.99%
96	L	615	BENEFICIAL LIFE GRP	683	- %	99.99%
97	L	513	IOWA FARM BUREAU GRP	651	- %	100.00%
98	L	3527	AMERICAN ENTERPRISE MUT GRP	630	- %	100.00%
99	L	5021	ONEMAIN HOLDINGS INC GRP	550	- %	100.00%
100	L	57487	CATHOLIC ORDER OF FORESTERS	523	- %	100.00%
101	L	65927	LINCOLN HERITAGE LIFE INS CO	516	- %	100.00%
102	L	68772	SECURITY MUT LIFE INS CO OF NY	497	- %	100.00%
103	L	344	CHURCH PENSION FUND GRP	470	- %	100.00%
104	L	181	SWISS RE GRP	461	- %	100.00%
105	L	549	SUN LIFE FINANCIAL INC GRP	429	- %	100.00%
106	L	4553	SAVINGS BANK LIFE GRP	375	- %	100.00%
107	L	781	UNION LABOR GRP	272	- %	100.00%
108	L	1216	TIAA FAMILY GRP	255	- %	100.00%
109	L	367	PHYSICIANS MUT GRP	239	- %	100.00%
110	L	350	GENERAL ELECTRIC GRP	177	- %	100.00%
111	L	709	PACIFIC LIFE GRP	165	- %	100.00%
112	L	451	FIDELITY SECURITY GRP	99	- %	100.00%
113	L	57657	ROYAL NEIGHBORS OF AMER	27	- %	100.00%
			TOTAL	118,646,025	100.00%	100.00%

Life Insurance Industry
Life/Health and Fraternal Insurers
2022 Market Share Report - Total Premium
Totals Life Ins, Annuity, Deposit Type Contracts, Other Considerations, and Accident & Health

Puerto Rico

Rank	Business Type	Group/ Company Code	Group/Company Name	Direct Written Premium	Market Share	Cumulative Market Share
1	L	71	UNIVERSAL INS CO GRP	460,025,218	16.03%	16.03%
2	L	1301	MEDICAL CARD SYSTEM INC GRP	313,751,434	10.93%	26.96%
3	L	536	GUIDEWELL MUT HOLDING GRP	251,758,727	8.77%	35.73%
4	L	4970	TRANS OCEANIC GRP INC	197,456,174	6.88%	42.61%
5	L	20	LINCOLN NATL GRP	184,281,531	6.42%	49.03%
6	L	435	MASS MUT LIFE INS GRP	169,847,096	5.92%	54.95%
7	L	408	BROOKFIELD ASSET MGMT REINS PARTNERS	157,409,013	5.48%	60.43%
8	L	140	NATIONWIDE CORP GRP	136,961,154	4.77%	65.20%
9	L	4965	EQUITABLE HOLDINGS INC GRP	134,058,814	4.67%	69.87%
10	L	119	HUMANA GRP	127,002,108	4.42%	74.30%
11	L	79715	COOPERATIVA DE SEGUROS DE VIDA	91,393,659	3.18%	77.48%
12	L	370	AFLAC GRP	58,273,644	2.03%	79.51%
13	L	4804	MULTINATIONAL GRP	51,701,720	1.80%	81.32%
14	L	261	MUTUAL OF OMAHA GRP	49,512,117	1.73%	83.04%
15	L	411	MAPFRE INS GRP	46,786,551	1.63%	84.67%
16	L	670	FIDELITY NATL FIN INC GRP	45,148,225	1.57%	86.24%
17	L	241	METROPOLITAN GRP	32,278,739	1.12%	87.37%
18	L	468	AEGON US HOLDING GRP	29,375,987	1.02%	88.39%
19	L	19	ASSURANT INC GRP	28,781,458	1.00%	89.39%
20	L	4750	PRIMERICA GRP	27,508,418	0.96%	90.35%
21	L	1216	TIAA FAMILY GRP	19,023,157	0.66%	91.02%
22	L	769	GREAT WEST GRP	18,470,596	0.64%	91.66%
23	L	233	CNO FINANCIAL GRP	17,342,828	0.60%	92.26%
24	L	826	NEW YORK LIFE GRP	15,093,976	0.53%	92.79%
25	L	4941	NATIONAL WESTERN LIFE GRP	15,075,078	0.53%	93.31%
26	L	707	UNITEDHEALTH GRP	14,318,726	0.50%	93.81%
27	L	315	INDUSTRIAL ALLIANCE GRP	13,512,109	0.47%	94.28%
28	L	91	HARTFORD FIRE & CAS GRP	13,413,488	0.47%	94.75%
29	L	3098	TOKIO MARINE HOLDINGS INC GRP	13,157,720	0.46%	95.21%
30	L	904	JOHN HANCOCK GRP	10,393,111	0.36%	95.57%
31	L	304	PRUDENTIAL OF AMER GRP	10,357,416	0.36%	95.93%
32	L	332	PRINCIPAL FIN GRP	9,766,124	0.34%	96.27%
33	L	4932	BRIGHTHOUSE HOLDINGS GRP	9,410,405	0.33%	96.60%
34	L	704	CONSTELLATION INS HOLDINGS GRP	9,003,663	0.31%	96.91%
35	L	306	TRUSTAGE GRP	7,462,761	0.26%	97.17%
36	L	4734	APOLLO GLOBAL MGMT GRP	7,058,155	0.25%	97.42%
37	L	431	SAMMONS ENTERPRISES GRP	6,164,872	0.21%	97.64%
38	L	8	ALLSTATE INS GRP	6,074,798	0.21%	97.85%
39	L	58033	KNIGHTS OF COLUMBUS	5,752,723	0.20%	98.05%
40	L	4832	VOYA FINANCIAL GRP	5,697,581	0.20%	98.25%
41	L	626	CHUBB LTD GRP	4,124,440	0.14%	98.39%
42	L	12	AMERICAN INTL GRP	3,988,242	0.14%	98.53%
43	L	869	MINNESOTA MUT GRP	3,477,953	0.12%	98.65%
44	L	918	JACKSON NATL GRP	3,333,721	0.12%	98.77%
45	L	4794	GROUP 1001 INS HOLDINGS GRP	2,846,564	0.10%	98.87%
46	L	1117	MANHATTAN LIFE GRP	2,421,115	0.08%	98.95%
47	L	449	FINANCIAL HOLDINGS GRP	2,360,747	0.08%	99.03%
48	L	872	BANNER LIFE GRP	2,354,768	0.08%	99.11%
49	L	458	DAI-ICHI LIFE HOLDINGS INC GRP	2,284,417	0.08%	99.19%
50	L	709	PACIFIC LIFE GRP	2,247,449	0.08%	99.27%
51	L	901	CIGNA HLTH GRP	2,191,956	0.08%	99.35%
52	L	565	UNUM GRP	2,139,594	0.07%	99.42%
53	L	3891	GLOBAL ATLANTIC GRP	1,975,660	0.07%	99.49%
54	L	525	PAN AMER LIFE GRP	1,576,071	0.05%	99.55%
55	L	77879	5 STAR LIFE INS CO	1,547,333	0.05%	99.60%
56	L	1	CVS GRP	1,063,691	0.04%	99.64%
57	L	581	BOSTON MUT GRP	981,498	0.03%	99.67%
58	L	87394	MARQUETTE IND & LIFE INS CO	917,229	0.03%	99.70%
59	L	549	SUN LIFE FINANCIAL INC GRP	774,918	0.03%	99.73%
60	L	88668	MUTUAL OF AMER LIFE INS CO	741,854	0.03%	99.76%
61	L	850	PENN MUT GRP	707,690	0.02%	99.78%
62	L	761	ALLIANZ INS GRP	699,128	0.02%	99.81%
63	L	943	AMERITAS MUT HOLDING GRP	665,998	0.02%	99.83%

Life Insurance Industry
Life/Health and Fraternal Insurers
2022 Market Share Report - Total Premium
Totals Life Ins, Annuity, Deposit Type Contracts, Other Considerations, and Accident & Health

Puerto Rico

Rank	Business Type	Group/ Company Code	Group/Company Name	Direct Written Premium	Market Share	Cumulative Market Share
64	L	836	WEST SOUTHERN GRP	544,597	0.02%	99.85%
65	L	200	UNITED SERV AUTOMOBILE ASSN GRP	429,635	0.01%	99.86%
66	L	429	GUARDIAN LIFE GRP	346,364	0.01%	99.87%
67	L	4992	RESOLUTION LIFE US HOLDINGS GRP	322,234	0.01%	99.89%
68	L	290	GLOBE LIFE INC GRP	301,239	0.01%	99.90%
69	L	4736	GGC GRP	275,709	0.01%	99.91%
70	L	65927	LINCOLN HERITAGE LIFE INS CO	271,246	0.01%	99.92%
71	L	176	STATE FARM GRP	228,004	0.01%	99.92%
72	L	634	NATIONAL LIFE GRP	208,069	0.01%	99.93%
73	L	4	AMERIPRISE FIN GRP	195,693	0.01%	99.94%
74	L	4213	WILTON RE GRP	186,063	0.01%	99.94%
75	L	619	ONEAMERICA FIN PARTNERS GRP	169,699	0.01%	99.95%
76	L	4926	TALCOTT HOLDINGS GRP	158,775	0.01%	99.96%
77	L	4947	PROSPERITY LIFE INS GRP	150,094	0.01%	99.96%
78	L	2658	AMERICAN EQUITY INVESTMENT GRP	137,008	- %	99.97%
79	L	344	CHURCH PENSION FUND GRP	90,016	- %	99.97%
80	L	535	COLUMBIAN LIFE GRP	77,717	- %	99.97%
81	L	1348	MEIJI YASUDA LIFE INS GRP	75,857	- %	99.97%
82	L	588	KANSAS CITY LIFE INS GRP	75,028	- %	99.98%
83	L	4011	GENWORTH FIN GRP	70,608	- %	99.98%
84	L	4925	KUVARE GRP	64,877	- %	99.98%
85	L	68772	SECURITY MUT LIFE INS CO OF NY	64,763	- %	99.98%
86	L	5024	FORTITUDE GRP HOLDINGS LLC GRP	58,414	- %	99.99%
87	L	5014	EVERLAKE HOLDINGS GRP	52,210	- %	99.99%
88	L	4853	AAA LIFE GRP	48,116	- %	99.99%
89	L	276	TRUSTMARK MUT HOLDING CO GRP	35,639	- %	99.99%
90	L	56456	UNITED STATES LETTER CARRIERS MUT BE	25,282	- %	99.99%
91	L	330	AMERICAN FIDELITY CORP GRP	22,070	- %	99.99%
92	L	4712	GPM LIFE GRP	20,574	- %	99.99%
93	L	687	GUARANTEE TRUST GRP	20,191	- %	99.99%
94	L	4553	SAVINGS BANK LIFE GRP	19,688	- %	99.99%
95	L	781	UNION LABOR GRP	19,290	- %	99.99%
96	L	4877	TWA & AMFI CORP GRP	19,008	- %	100.00%
97	L	1211	NATIONAL GUARDIAN LIFE INS GRP	18,220	- %	100.00%
98	L	212	ZURICH INS GRP	12,841	- %	100.00%
99	L	4862	ASSURITY GRP	11,649	- %	100.00%
100	L	68896	SOUTHERN FARM BUREAU LIFE INS CO	11,052	- %	100.00%
101	L	1295	CENTENE CORP GRP	9,242	- %	100.00%
102	L	520	NEW ERA LIFE GRP	9,116	- %	100.00%
103	L	63290	FIDELITY LIFE ASSN A LEGAL RESERVE L	7,882	- %	100.00%
104	L	4639	RGA INC GRP	7,424	- %	100.00%
105	L	57320	WOODMEN WORLD LIFE INS SOC	7,195	- %	100.00%
106	L	4890	SBL HOLDINGS GRP	7,087	- %	100.00%
107	L	56014	THRIVENT FINANCIAL FOR LUTHERANS	6,400	- %	100.00%
108	L	300	HORACE MANN GRP	5,446	- %	100.00%
109	L	57657	ROYAL NEIGHBORS OF AMER	5,085	- %	100.00%
110	L	69272	IBEXIS LIFE & ANN INS CO	4,629	- %	100.00%
111	L	56030	CATHOLIC FINANCIAL LIFE	4,478	- %	100.00%
112	L	4903	CALTON HOLDINGS GRP	4,472	- %	100.00%
113	L	572	BCBS OF MI GRP	4,426	- %	100.00%
114	L	67180	OHIO STATE LIFE INS CO	4,376	- %	100.00%
115	L	574	AMERCO CORP GRP	4,200	- %	100.00%
116	L	244	CINCINNATI FIN GRP	3,806	- %	100.00%
117	L	61212	BALTIMORE LIFE INS CO	3,763	- %	100.00%
118	L	367	PHYSICIANS MUT GRP	3,585	- %	100.00%
119	L	5021	ONEMAIN HOLDINGS INC GRP	3,136	- %	100.00%
120	L	64580	ILLINOIS MUT LIFE INS CO	3,079	- %	100.00%
121	L	350	GENERAL ELECTRIC GRP	2,818	- %	100.00%
122	L	291	ENCOVA MUT INS GRP	2,505	- %	100.00%
123	L	454	SECURITY NATL GRP	2,426	- %	100.00%
124	L	71404	CONTINENTAL GEN INS CO	2,274	- %	100.00%
125	L	181	SWISS RE GRP	2,125	- %	100.00%
			TOTAL	2,870,205,313	100.00%	100.00%

Life Insurance Industry
Life/Health and Fraternal Insurers
2022 Market Share Report - Total Premium
Totals Life Ins, Annuity, Deposit Type Contracts, Other Considerations, and Accident & Health

U.S. Virgin Islands

Rank	Business Type	Group/ Company Code	Group/Company Name	Direct Written Premium	Market Share	Cumulative Market Share
1	L	901	CIGNA HLTH GRP	186,371,206	61.20%	61.20%
2	L	707	UNITEDHEALTH GRP	51,035,740	16.76%	77.95%
3	L	1348	MEIJI YASUDA LIFE INS GRP	13,192,907	4.33%	82.28%
4	L	370	AFLAC GRP	11,390,887	3.74%	86.02%
5	L	304	PRUDENTIAL OF AMER GRP	5,821,252	1.91%	87.94%
6	L	826	NEW YORK LIFE GRP	5,173,525	1.70%	89.63%
7	L	918	JACKSON NATL GRP	3,659,868	1.20%	90.84%
8	L	241	METROPOLITAN GRP	3,594,146	1.18%	92.02%
9	L	431	SAMMONS ENTERPRISES GRP	3,081,262	1.01%	93.03%
10	L	261	MUTUAL OF OMAHA GRP	2,521,298	0.83%	93.86%
11	L	4832	VOYA FINANCIAL GRP	2,455,260	0.81%	94.66%
12	L	1216	TIAA FAMILY GRP	2,362,832	0.78%	95.44%
13	L	20	LINCOLN NATL GRP	1,409,354	0.46%	95.90%
14	L	411	MAPFRE INS GRP	1,324,697	0.43%	96.34%
15	L	19	ASSURANT INC GRP	1,181,572	0.39%	96.72%
16	L	233	CNO FINANCIAL GRP	1,040,384	0.34%	97.07%
17	L	140	NATIONWIDE CORP GRP	834,103	0.27%	97.34%
18	L	709	PACIFIC LIFE GRP	698,068	0.23%	97.57%
19	L	306	TRUSTAGE GRP	676,045	0.22%	97.79%
20	L	670	FIDELITY NATL FIN INC GRP	484,746	0.16%	97.95%
21	L	1	CVS GRP	363,367	0.12%	98.07%
22	L	8	ALLSTATE INS GRP	332,097	0.11%	98.18%
23	L	536	GUIDEWELL MUT HOLDING GRP	325,863	0.11%	98.29%
24	L	68772	SECURITY MUT LIFE INS CO OF NY	296,432	0.10%	98.38%
25	L	904	JOHN HANCOCK GRP	296,089	0.10%	98.48%
26	L	468	AEGON US HOLDING GRP	289,237	0.09%	98.57%
27	L	4925	KUVARE GRP	274,967	0.09%	98.67%
28	L	4932	BRIGHTHOUSE HOLDINGS GRP	262,418	0.09%	98.75%
29	L	4941	NATIONAL WESTERN LIFE GRP	243,658	0.08%	98.83%
30	L	4965	EQUITABLE HOLDINGS INC GRP	224,496	0.07%	98.90%
31	L	69310	SURETY LIFE INS CO	219,416	0.07%	98.98%
32	L	4750	PRIMERICA GRP	211,962	0.07%	99.05%
33	L	4734	APOLLO GLOBAL MGMT GRP	206,037	0.07%	99.11%
34	L	1301	MEDICAL CARD SYSTEM INC GRP	193,468	0.06%	99.18%
35	L	458	DAI-ICHI LIFE HOLDINGS INC GRP	193,269	0.06%	99.24%
36	L	315	INDUSTRIAL ALLIANCE GRP	177,489	0.06%	99.30%
37	L	200	UNITED SERV AUTOMOBILE ASSN GRP	173,273	0.06%	99.36%
38	L	69418	SOUTHERN FINANCIAL LIFE INS CO	160,946	0.05%	99.41%
39	L	12	AMERICAN INTL GRP	148,727	0.05%	99.46%
40	L	634	NATIONAL LIFE GRP	131,286	0.04%	99.50%
41	L	176	STATE FARM GRP	107,939	0.04%	99.54%
42	L	435	MASS MUT LIFE INS GRP	106,196	0.03%	99.57%
43	L	761	ALLIANZ INS GRP	103,487	0.03%	99.61%
44	L	449	FINANCIAL HOLDINGS GRP	98,647	0.03%	99.64%
45	L	565	UNUM GRP	85,598	0.03%	99.67%
46	L	3891	GLOBAL ATLANTIC GRP	84,657	0.03%	99.69%
47	L	4213	WILTON RE GRP	84,267	0.03%	99.72%
48	L	4011	GENWORTH FIN GRP	70,369	0.02%	99.74%
49	L	4992	RESOLUTION LIFE US HOLDINGS GRP	69,654	0.02%	99.77%
50	L	943	AMERITAS MUT HOLDING GRP	64,669	0.02%	99.79%
51	L	4926	TALCOTT HOLDINGS GRP	48,215	0.02%	99.80%
52	L	549	SUN LIFE FINANCIAL INC GRP	47,298	0.02%	99.82%
53	L	290	GLOBE LIFE INC GRP	42,785	0.01%	99.83%
54	L	4	AMERIPRISE FIN GRP	39,689	0.01%	99.85%
55	L	869	MINNESOTA MUT GRP	39,444	0.01%	99.86%
56	L	525	PAN AMER LIFE GRP	33,911	0.01%	99.87%
57	L	872	BANNER LIFE GRP	29,663	0.01%	99.88%
58	L	769	GREAT WEST GRP	25,532	0.01%	99.89%
59	L	244	CINCINNATI FIN GRP	22,465	0.01%	99.90%
60	L	836	WEST SOUTHERN GRP	21,256	0.01%	99.90%
61	L	5014	EVERLAKE HOLDINGS GRP	21,150	0.01%	99.91%
62	L	619	ONEAMERICA FIN PARTNERS GRP	16,981	0.01%	99.92%
63	L	626	CHUBB LTD GRP	16,969	0.01%	99.92%

Life Insurance Industry
Life/Health and Fraternal Insurers
2022 Market Share Report - Total Premium
Totals Life Ins, Annuity, Deposit Type Contracts, Other Considerations, and Accident & Health

U.S. Virgin Islands

Rank	Business Type	Group/ Company Code	Group/Company Name	Direct Written Premium	Market Share	Cumulative Market Share
64	L	300	HORACE MANN GRP	16,956	0.01%	99.93%
65	L	429	GUARDIAN LIFE GRP	16,751	0.01%	99.93%
66	L	71404	CONTINENTAL GEN INS CO	15,221	- %	99.94%
67	L	3098	TOKIO MARINE HOLDINGS INC GRP	13,906	- %	99.94%
68	L	4853	AAA LIFE GRP	11,590	- %	99.95%
69	L	4970	TRANS OCEANIC GRP INC	11,472	- %	99.95%
70	L	65927	LINCOLN HERITAGE LIFE INS CO	10,761	- %	99.95%
71	L	344	CHURCH PENSION FUND GRP	10,605	- %	99.96%
72	L	4903	CALTON HOLDINGS GRP	10,101	- %	99.96%
73	L	408	BROOKFIELD ASSET MGMT REINS PARTNERS	8,455	- %	99.96%
74	L	535	COLUMBIAN LIFE GRP	7,526	- %	99.97%
75	L	4553	SAVINGS BANK LIFE GRP	6,928	- %	99.97%
76	L	367	PHYSICIANS MUT GRP	6,036	- %	99.97%
77	L	917	HCSC GRP	5,628	- %	99.97%
78	L	4736	GGC GRP	5,612	- %	99.97%
79	L	4855	SUMITOMO LIFE INS GRP	5,594	- %	99.98%
80	L	50	COUNTRY INS & FIN SERV GRP	4,601	- %	99.98%
81	L	704	CONSTELLATION INS HOLDINGS GRP	4,127	- %	99.98%
82	L	56030	CATHOLIC FINANCIAL LIFE	3,849	- %	99.98%
83	L	91	HARTFORD FIRE & CAS GRP	3,773	- %	99.98%
84	L	56014	THRIVENT FINANCIAL FOR LUTHERANS	3,648	- %	99.98%
85	L	2658	AMERICAN EQUITY INVESTMENT GRP	3,600	- %	99.98%
86	L	64580	ILLINOIS MUT LIFE INS CO	3,364	- %	99.98%
87	L	581	BOSTON MUT GRP	3,157	- %	99.99%
88	L	63290	FIDELITY LIFE ASSN A LEGAL RESERVE L	2,884	- %	99.99%
89	L	58033	KNIGHTS OF COLUMBUS	2,877	- %	99.99%
90	L	181	SWISS RE GRP	2,773	- %	99.99%
91	L	4862	ASSURITY GRP	2,605	- %	99.99%
92	L	542	INDIANA FARM BUREAU GRP	2,559	- %	99.99%
93	L	77879	5 STAR LIFE INS CO	2,546	- %	99.99%
94	L	280	AUTO OWNERS GRP	2,209	- %	99.99%
95	L	330	AMERICAN FIDELITY CORP GRP	2,014	- %	99.99%
96	L	350	GENERAL ELECTRIC GRP	2,011	- %	99.99%
97	L	4947	PROSPERITY LIFE INS GRP	1,992	- %	99.99%
98	L	276	TRUSTMARK MUT HOLDING CO GRP	1,939	- %	99.99%
99	L	588	KANSAS CITY LIFE INS GRP	1,803	- %	99.99%
100	L	123	SHELTER INS GRP	1,646	- %	99.99%
101	L	454	SECURITY NATL GRP	1,500	- %	100.00%
102	L	5038	MIDWEST HOLDINGS INC GRP	1,412	- %	100.00%
103	L	60542	AMERICAN HOME LIFE INS CO	1,291	- %	100.00%
104	L	513	IOWA FARM BUREAU GRP	1,220	- %	100.00%
105	L	574	AMERCO CORP GRP	1,200	- %	100.00%
106	L	57657	ROYAL NEIGHBORS OF AMER	1,154	- %	100.00%
107	L	5024	FORTITUDE GRP HOLDINGS LLC GRP	1,130	- %	100.00%
108	L	520	NEW ERA LIFE GRP	934	- %	100.00%
109	L	1211	NATIONAL GUARDIAN LIFE INS GRP	913	- %	100.00%
110	L	56456	UNITED STATES LETTER CARRIERS MUT BE	850	- %	100.00%
111	L	572	BCBS OF MI GRP	666	- %	100.00%
112	L	57320	WOODMEN WORLD LIFE INS SOC	509	- %	100.00%
113	L	291	ENCOVA MUT INS GRP	407	- %	100.00%
114	L	11121	UNIFIED LIFE INS CO	315	- %	100.00%
115	L	169	SENTRY INS GRP	313	- %	100.00%
116	L	215	KEMPER CORP GRP	294	- %	100.00%
117	L	781	UNION LABOR GRP	272	- %	100.00%
118	L	5021	ONEMAIN HOLDINGS INC GRP	200	- %	100.00%
119	L	3527	AMERICAN ENTERPRISE MUT GRP	162	- %	100.00%
120	L	687	GUARANTEE TRUST GRP	148	- %	100.00%
121	L	5016	AQUARIAN INS HOLDINGS GRP	142	- %	100.00%
122	L	4890	SBL HOLDINGS GRP	138	- %	100.00%
123	L	1117	MANHATTAN LIFE GRP	85	- %	100.00%
124	L	5045	DAYFORWARD INC GRP	36	- %	100.00%
			TOTAL	304,552,900	100.00%	100.00%

Life Insurance Industry
Life/Health and Fraternal Insurers
2022 Market Share Report - Total Premium
Totals Life Ins, Annuity, Deposit Type Contracts, Other Considerations, and Accident & Health

Northern Mariana Islands

Rank	Business Type	Group/ Company Code	Group/Company Name	Direct Written Premium	Market Share	Cumulative Market Share
1	L	1	CVS GRP	40,094,949	77.33%	77.33%
2	L	2858	HOMESHIELD CAPITAL GRP	5,952,578	11.48%	88.81%
3	L	60246	NETCARE LIFE & HLTH INS CO	2,038,719	3.93%	92.75%
4	L	241	METROPOLITAN GRP	1,557,914	3.00%	95.75%
5	L	1348	MEIJI YASUDA LIFE INS GRP	357,429	0.69%	96.44%
6	L	707	UNITEDHEALTH GRP	244,810	0.47%	96.91%
7	L	408	BROOKFIELD ASSET MGMT REINS PARTNERS	241,297	0.47%	97.38%
8	L	4750	PRIMERICA GRP	201,063	0.39%	97.77%
9	L	901	CIGNA HLTH GRP	199,141	0.38%	98.15%
10	L	431	SAMMONS ENTERPRISES GRP	172,299	0.33%	98.48%
11	L	629	PLATEAU GRP	163,957	0.32%	98.80%
12	L	20	LINCOLN NATL GRP	111,051	0.21%	99.01%
13	L	4736	GGC GRP	83,735	0.16%	99.17%
14	L	690	CENTRAL STATES GRP	69,016	0.13%	99.31%
15	L	370	AFLAC GRP	62,126	0.12%	99.43%
16	L	1117	MANHATTAN LIFE GRP	44,428	0.09%	99.51%
17	L	4888	STERLING FINANCIAL INS GRP INC	43,461	0.08%	99.60%
18	L	670	FIDELITY NATL FIN INC GRP	20,101	0.04%	99.64%
19	L	4712	GPM LIFE GRP	18,834	0.04%	99.67%
20	L	261	MUTUAL OF OMAHA GRP	16,521	0.03%	99.70%
21	L	12	AMERICAN INTL GRP	15,581	0.03%	99.73%
22	L	836	WEST SOUTHERN GRP	13,090	0.03%	99.76%
23	L	826	NEW YORK LIFE GRP	12,220	0.02%	99.78%
24	L	4011	GENWORTH FIN GRP	11,733	0.02%	99.81%
25	L	4941	NATIONAL WESTERN LIFE GRP	10,230	0.02%	99.83%
26	L	8	ALLSTATE INS GRP	9,315	0.02%	99.84%
27	L	233	CNO FINANCIAL GRP	8,904	0.02%	99.86%
28	L	176	STATE FARM GRP	8,033	0.02%	99.88%
29	L	315	INDUSTRIAL ALLIANCE GRP	6,989	0.01%	99.89%
30	L	4213	WILTON RE GRP	6,890	0.01%	99.90%
31	L	140	NATIONWIDE CORP GRP	6,541	0.01%	99.92%
32	L	468	AEGON US HOLDING GRP	6,031	0.01%	99.93%
33	L	69310	SURETY LIFE INS CO	4,200	0.01%	99.93%
34	L	458	DAI-ICHI LIFE HOLDINGS INC GRP	4,180	0.01%	99.94%
35	L	306	TRUSTAGE GRP	3,720	0.01%	99.95%
36	L	290	GLOBE LIFE INC GRP	3,573	0.01%	99.96%
37	L	4877	TWA & AMFI CORP GRP	3,572	0.01%	99.96%
38	L	4965	EQUITABLE HOLDINGS INC GRP	3,381	0.01%	99.97%
39	L	181	SWISS RE GRP	3,120	0.01%	99.98%
40	L	449	FINANCIAL HOLDINGS GRP	2,861	0.01%	99.98%
41	L	77879	5 STAR LIFE INS CO	2,449	- %	99.99%
42	L	3891	GLOBAL ATLANTIC GRP	1,419	- %	99.99%
43	L	4832	VOYA FINANCIAL GRP	990	- %	99.99%
44	L	367	PHYSICIANS MUT GRP	917	- %	99.99%
45	L	4	AMERIPRISE FIN GRP	795	- %	99.99%
46	L	88668	MUTUAL OF AMER LIFE INS CO	622	- %	100.00%
47	L	565	UNUM GRP	601	- %	100.00%
48	L	58033	KNIGHTS OF COLUMBUS	533	- %	100.00%
49	L	4932	BRIGHTHOUSE HOLDINGS GRP	460	- %	100.00%
50	L	57320	WOODMEN WORLD LIFE INS SOC	279	- %	100.00%
51	L	56014	THRIVENT FINANCIAL FOR LUTHERANS	168	- %	100.00%
52	L	4553	SAVINGS BANK LIFE GRP	154	- %	100.00%
			TOTAL	51,846,980	100.00%	100.00%

Life Insurance Industry
Life/Health and Fraternal Insurers
2022 Market Share Report - Total Premium
Totals Life Ins, Annuity, Deposit Type Contracts, Other Considerations, and Accident & Health

Canada

Rank	Business Type	Group/ Company Code	Group/Company Name	Direct Written Premium	Market Share	Cumulative Market Share
1	L	19	ASSURANT INC GRP	270,402,392	26.14%	26.14%
2	L	626	CHUBB LTD GRP	207,841,185	20.09%	46.23%
3	L	58033	KNIGHTS OF COLUMBUS	194,993,470	18.85%	65.08%
4	L	290	GLOBE LIFE INC GRP	132,814,709	12.84%	77.92%
5	L	826	NEW YORK LIFE GRP	49,988,930	4.83%	82.76%
6	L	304	PRUDENTIAL OF AMER GRP	36,214,502	3.50%	86.26%
7	L	241	METROPOLITAN GRP	25,653,859	2.48%	88.74%
8	L	468	AEGON US HOLDING GRP	23,268,098	2.25%	90.99%
9	L	1	CVS GRP	14,446,239	1.40%	92.38%
10	L	5021	ONEMAIN HOLDINGS INC GRP	13,555,639	1.31%	93.69%
11	L	901	CIGNA HLTH GRP	9,929,131	0.96%	94.65%
12	L	332	PRINCIPAL FIN GRP	8,181,071	0.79%	95.45%
13	L	565	UNUM GRP	7,734,513	0.75%	96.19%
14	L	4734	APOLLO GLOBAL MGMT GRP	5,030,426	0.49%	96.68%
15	L	860	NORTHWESTERN MUT GRP	4,363,667	0.42%	97.10%
16	L	435	MASS MUT LIFE INS GRP	3,752,107	0.36%	97.46%
17	L	1216	TIAA FAMILY GRP	3,651,162	0.35%	97.82%
18	L	93777	REVOL ONE INS CO	2,779,555	0.27%	98.09%
19	L	872	BANNER LIFE GRP	2,625,229	0.25%	98.34%
20	L	20	LINCOLN NATL GRP	1,667,032	0.16%	98.50%
21	L	769	GREAT WEST GRP	1,558,086	0.15%	98.65%
22	L	140	NATIONWIDE CORP GRP	1,407,553	0.14%	98.79%
23	L	4992	RESOLUTION LIFE US HOLDINGS GRP	1,348,485	0.13%	98.92%
24	L	458	DAI-ICHI LIFE HOLDINGS INC GRP	1,141,090	0.11%	99.03%
25	L	904	JOHN HANCOCK GRP	1,120,521	0.11%	99.14%
26	L	4832	VOYA FINANCIAL GRP	664,021	0.06%	99.20%
27	L	869	MINNESOTA MUT GRP	577,102	0.06%	99.26%
28	L	4926	TALCOTT HOLDINGS GRP	567,123	0.05%	99.31%
29	L	200	UNITED SERV AUTOMOBILE ASSN GRP	512,288	0.05%	99.36%
30	L	4	AMERIPRISE FIN GRP	490,400	0.05%	99.41%
31	L	12	AMERICAN INTL GRP	442,562	0.04%	99.45%
32	L	4965	EQUITABLE HOLDINGS INC GRP	381,481	0.04%	99.49%
33	L	4855	SUMITOMO LIFE INS GRP	379,287	0.04%	99.52%
34	L	4932	BRIGHTHOUSE HOLDINGS GRP	360,519	0.03%	99.56%
35	L	761	ALLIANZ INS GRP	302,526	0.03%	99.59%
36	L	670	FIDELITY NATL FIN INC GRP	301,062	0.03%	99.62%
37	L	261	MUTUAL OF OMAHA GRP	299,886	0.03%	99.65%
38	L	408	BROOKFIELD ASSET MGMT REINS PARTNERS	291,905	0.03%	99.67%
39	L	429	GUARDIAN LIFE GRP	244,104	0.02%	99.70%
40	L	4925	KUVARE GRP	232,662	0.02%	99.72%
41	L	56634	CROATIAN FRATERNAL UNION OF AMER	219,116	0.02%	99.74%
42	L	5014	EVERLAKE HOLDINGS GRP	213,473	0.02%	99.76%
43	L	781	UNION LABOR GRP	164,499	0.02%	99.78%
44	L	704	CONSTELLATION INS HOLDINGS GRP	158,698	0.02%	99.79%
45	L	68772	SECURITY MUT LIFE INS CO OF NY	151,272	0.01%	99.81%
46	L	619	ONEAMERICA FIN PARTNERS GRP	149,343	0.01%	99.82%
47	L	4750	PRIMERICA GRP	142,437	0.01%	99.84%
48	L	1348	MEIJI YASUDA LIFE INS GRP	124,397	0.01%	99.85%
49	L	58068	INDEPENDENT ORDER OF FORESTERS US BR	115,224	0.01%	99.86%
50	L	344	CHURCH PENSION FUND GRP	111,475	0.01%	99.87%
51	L	176	STATE FARM GRP	109,566	0.01%	99.88%
52	L	4736	GGC GRP	109,172	0.01%	99.89%
53	L	4213	WILTON RE GRP	108,691	0.01%	99.90%
54	L	4941	NATIONAL WESTERN LIFE GRP	107,938	0.01%	99.91%
55	L	918	JACKSON NATL GRP	93,826	0.01%	99.92%
56	L	449	FINANCIAL HOLDINGS GRP	78,888	0.01%	99.93%
57	L	3891	GLOBAL ATLANTIC GRP	73,125	0.01%	99.94%
58	L	4553	SAVINGS BANK LIFE GRP	72,078	0.01%	99.94%
59	L	244	CINCINNATI FIN GRP	58,072	0.01%	99.95%
60	L	3098	TOKIO MARINE HOLDINGS INC GRP	53,645	0.01%	99.95%
61	L	58181	SUPREME COUNCIL THE ROYAL ARCANUM	50,756	- %	99.96%
62	L	2658	AMERICAN EQUITY INVESTMENT GRP	50,000	- %	99.96%
63	L	306	TRUSTAGE GRP	42,964	- %	99.97%

Life Insurance Industry
Life/Health and Fraternal Insurers
2022 Market Share Report - Total Premium
Totals Life Ins, Annuity, Deposit Type Contracts, Other Considerations, and Accident & Health

Canada

Rank	Business Type	Group/ Company Code	Group/Company Name	Direct Written Premium	Market Share	Cumulative Market Share
64	L	549	SUN LIFE FINANCIAL INC GRP	33,985	- %	99.97%
65	L	4011	GENWORTH FIN GRP	26,011	- %	99.97%
66	L	57215	UKRAINIAN NATL ASSN INC	23,492	- %	99.98%
67	L	64505	HOMESTEADERS LIFE CO	16,973	- %	99.98%
68	L	615	BENEFICIAL LIFE GRP	11,889	- %	99.98%
69	L	65927	LINCOLN HERITAGE LIFE INS CO	10,864	- %	99.98%
70	L	513	IOWA FARM BUREAU GRP	10,470	- %	99.98%
71	L	572	BCBS OF MI GRP	10,229	- %	99.98%
72	L	4862	ASSURITY GRP	9,884	- %	99.98%
73	L	280	AUTO OWNERS GRP	9,611	- %	99.98%
74	L	707	UNITEDHEALTH GRP	9,592	- %	99.98%
75	L	367	PHYSICIANS MUT GRP	9,433	- %	99.99%
76	L	276	TRUSTMARK MUT HOLDING CO GRP	8,331	- %	99.99%
77	L	56014	THRIVENT FINANCIAL FOR LUTHERANS	7,998	- %	99.99%
78	L	91	HARTFORD FIRE & CAS GRP	7,871	- %	99.99%
79	L	69310	SURETY LIFE INS CO	7,798	- %	99.99%
80	L	169	SENTRY INS GRP	7,739	- %	99.99%
81	L	330	AMERICAN FIDELITY CORP GRP	7,607	- %	99.99%
82	L	87920	LOCOMOTIVE ENGINEERS & CONDUCTORS MU	7,348	- %	99.99%
83	L	581	BOSTON MUT GRP	7,255	- %	99.99%
84	L	525	PAN AMER LIFE GRP	7,037	- %	99.99%
85	L	431	SAMMONS ENTERPRISES GRP	6,995	- %	99.99%
86	L	5024	FORTITUDE GRP HOLDINGS LLC GRP	6,500	- %	99.99%
87	L	315	INDUSTRIAL ALLIANCE GRP	6,199	- %	99.99%
88	L	440	REGAL REINS GRP	5,567	- %	99.99%
89	L	300	HORACE MANN GRP	5,167	- %	100.00%
90	L	71404	CONTINENTAL GEN INS CO	4,925	- %	100.00%
91	L	56170	WOMANS LIFE INS SOCIETY	3,959	- %	100.00%
92	L	943	AMERITAS MUT HOLDING GRP	3,932	- %	100.00%
93	L	50	COUNTRY INS & FIN SERV GRP	3,660	- %	100.00%
94	L	454	SECURITY NATL GRP	3,180	- %	100.00%
95	L	291	ENCOVA MUT INS GRP	2,844	- %	100.00%
96	L	62928	EMC NATL LIFE CO	2,811	- %	100.00%
97	L	1211	NATIONAL GUARDIAN LIFE INS GRP	2,443	- %	100.00%
98	L	60445	SAGICOR LIFE INS CO	2,368	- %	100.00%
99	L	56030	CATHOLIC FINANCIAL LIFE	2,288	- %	100.00%
100	L	63819	UNITY FINANCIAL LIFE INS CO	1,541	- %	100.00%
101	L	542	INDIANA FARM BUREAU GRP	1,473	- %	100.00%
102	L	535	COLUMBIAN LIFE GRP	1,347	- %	100.00%
103	L	4616	EVERENCE GRP	1,285	- %	100.00%
104	L	4794	GROUP 1001 INS HOLDINGS GRP	1,202	- %	100.00%
105	L	67180	OHIO STATE LIFE INS CO	1,092	- %	100.00%
106	L	233	CNO FINANCIAL GRP	1,048	- %	100.00%
107	L	709	PACIFIC LIFE GRP	1,028	- %	100.00%
108	L	57487	CATHOLIC ORDER OF FORESTERS	663	- %	100.00%
109	L	850	PENN MUT GRP	630	- %	100.00%
110	L	687	GUARANTEE TRUST GRP	608	- %	100.00%
111	L	4853	AAA LIFE GRP	579	- %	100.00%
112	L	11121	UNIFIED LIFE INS CO	522	- %	100.00%
113	L	4903	CALTON HOLDINGS GRP	444	- %	100.00%
114	L	836	WEST SOUTHERN GRP	426	- %	100.00%
115	L	56383	ORDER OF UNITED COMMERCIAL TRAVELERS	341	- %	100.00%
116	L	612	CITIZENS GRP	318	- %	100.00%
117	L	3527	AMERICAN ENTERPRISE MUT GRP	299	- %	100.00%
118	L	57010	WILLIAM PENN ASSN	234	- %	100.00%
119	L	56154	GLEANER LIFE INS SOCIETY	121	- %	100.00%
120	L	56685	GBU FINANCIAL LIFE	95	- %	100.00%
121	L	4968	BRICKELL GRP	94	- %	100.00%
122	L	5026	21ST CENTURY LIFE & HEALTH CO GRP	41	- %	100.00%
123	L	8	ALLSTATE INS GRP	19	- %	100.00%
124	L	2878	UNITED HERITAGE MUT GRP	17	- %	100.00%
125	L	7	FEDERATED MUT GRP	4	- %	100.00%
			TOTAL	1,034,403,960	100.00%	100.00%

Life Insurance Industry
Life/Health and Fraternal Insurers
2022 Market Share Report - Total Premium
Totals Life Ins, Annuity, Deposit Type Contracts, Other Considerations, and Accident & Health

Aggregate Other Alien

Rank	Business Type	Group/ Company Code	Group/Company Name	Direct Written Premium	Market Share	Cumulative Market Share
1	L	4734	APOLLO GLOBAL MGMT GRP	2,004,831,092	37.73%	37.73%
2	L	241	METROPOLITAN GRP	1,401,033,142	26.37%	64.10%
3	L	901	CIGNA HLTH GRP	462,007,667	8.69%	72.79%
4	L	435	MASS MUT LIFE INS GRP	155,637,269	2.93%	75.72%
5	L	4947	PROSPERITY LIFE INS GRP	115,012,740	2.16%	77.88%
6	L	1	CVS GRP	111,743,868	2.10%	79.99%
7	L	707	UNITEDHEALTH GRP	109,525,092	2.06%	82.05%
8	L	304	PRUDENTIAL OF AMER GRP	98,911,483	1.86%	83.91%
9	L	63886	BEST MERIDIAN INS CO	93,201,283	1.75%	85.66%
10	L	20	LINCOLN NATL GRP	69,627,022	1.31%	86.97%
11	L	4992	RESOLUTION LIFE US HOLDINGS GRP	67,223,560	1.27%	88.24%
12	L	525	PAN AMER LIFE GRP	55,425,741	1.04%	89.28%
13	L	4941	NATIONAL WESTERN LIFE GRP	54,572,603	1.03%	90.31%
14	L	826	NEW YORK LIFE GRP	54,073,179	1.02%	91.33%
15	L	468	AEGON US HOLDING GRP	49,221,824	0.93%	92.25%
16	L	4965	EQUITABLE HOLDINGS INC GRP	37,484,706	0.71%	92.96%
17	L	904	JOHN HANCOCK GRP	31,837,807	0.60%	93.56%
18	L	860	NORTHWESTERN MUT GRP	29,445,001	0.55%	94.11%
19	L	429	GUARDIAN LIFE GRP	26,441,963	0.50%	94.61%
20	L	140	NATIONWIDE CORP GRP	23,399,380	0.44%	95.05%
21	L	290	GLOBE LIFE INC GRP	21,520,982	0.41%	95.46%
22	L	332	PRINCIPAL FIN GRP	20,605,541	0.39%	95.84%
23	L	565	UNUM GRP	19,726,003	0.37%	96.21%
24	L	709	PACIFIC LIFE GRP	19,225,365	0.36%	96.58%
25	L	12	AMERICAN INTL GRP	18,910,332	0.36%	96.93%
26	L	1216	TIAA FAMILY GRP	17,522,565	0.33%	97.26%
27	L	872	BANNER LIFE GRP	16,386,392	0.31%	97.57%
28	L	261	MUTUAL OF OMAHA GRP	13,338,596	0.25%	97.82%
29	L	449	FINANCIAL HOLDINGS GRP	9,609,785	0.18%	98.00%
30	L	4832	VOYA FINANCIAL GRP	6,852,379	0.13%	98.13%
31	L	634	NATIONAL LIFE GRP	6,570,184	0.12%	98.26%
32	L	4804	MULTINATIONAL GRP	5,890,810	0.11%	98.37%
33	L	918	JACKSON NATL GRP	5,516,002	0.10%	98.47%
34	L	549	SUN LIFE FINANCIAL INC GRP	5,395,592	0.10%	98.57%
35	L	431	SAMMONS ENTERPRISES GRP	5,301,634	0.10%	98.67%
36	L	943	AMERITAS MUT HOLDING GRP	5,215,900	0.10%	98.77%
37	L	4932	BRIGHTHOUSE HOLDINGS GRP	4,553,395	0.09%	98.86%
38	L	869	MINNESOTA MUT GRP	4,419,323	0.08%	98.94%
39	L	4925	KUVARE GRP	4,173,565	0.08%	99.02%
40	L	212	ZURICH INS GRP	3,624,867	0.07%	99.09%
41	L	315	INDUSTRIAL ALLIANCE GRP	3,469,837	0.07%	99.15%
42	L	60246	NETCARE LIFE & HLTH INS CO	3,411,329	0.06%	99.21%
43	L	330	AMERICAN FIDELITY CORP GRP	3,216,869	0.06%	99.28%
44	L	4213	WILTON RE GRP	3,086,097	0.06%	99.33%
45	L	836	WEST SOUTHERN GRP	3,054,734	0.06%	99.39%
46	L	3891	GLOBAL ATLANTIC GRP	3,006,461	0.06%	99.45%
47	L	1117	MANHATTAN LIFE GRP	2,996,345	0.06%	99.50%
48	L	4736	GGC GRP	2,930,658	0.06%	99.56%
49	L	176	STATE FARM GRP	2,880,238	0.05%	99.61%
50	L	4926	TALCOTT HOLDINGS GRP	2,029,441	0.04%	99.65%
51	L	200	UNITED SERV AUTOMOBILE ASSN GRP	2,001,463	0.04%	99.69%
52	L	850	PENN MUT GRP	1,972,364	0.04%	99.73%
53	L	761	ALLIANZ INS GRP	1,755,649	0.03%	99.76%
54	L	2658	AMERICAN EQUITY INVESTMENT GRP	1,553,680	0.03%	99.79%
55	L	1348	MEIJI YASUDA LIFE INS GRP	1,404,701	0.03%	99.81%
56	L	2858	HOMESHIELD CAPITAL GRP	1,333,999	0.03%	99.84%
57	L	536	GUIDEWELL MUT HOLDING GRP	1,264,602	0.02%	99.86%
58	L	56014	THRIVENT FINANCIAL FOR LUTHERANS	1,161,337	0.02%	99.89%
59	L	4794	GROUP 1001 INS HOLDINGS GRP	1,113,943	0.02%	99.91%
60	L	4855	SUMITOMO LIFE INS GRP	1,104,018	0.02%	99.93%
61	L	306	TRUSTAGE GRP	1,063,909	0.02%	99.95%
62	L	458	DAI-ICHI LIFE HOLDINGS INC GRP	1,042,552	0.02%	99.97%
63	L	4	AMERIPRISE FIN GRP	1,019,437	0.02%	99.99%

Life Insurance Industry
Life/Health and Fraternal Insurers
2022 Market Share Report - Total Premium
Totals Life Ins, Annuity, Deposit Type Contracts, Other Considerations, and Accident & Health

Aggregate Other Alien

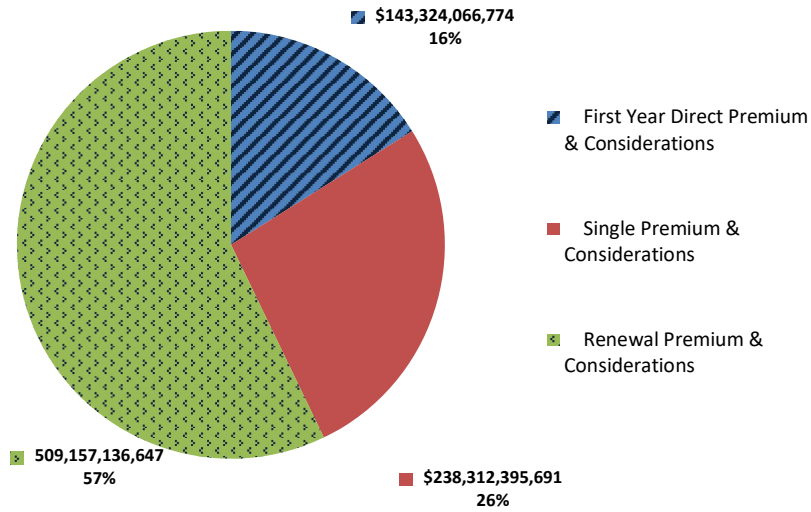
Rank	Business Type	Group/ Company Code	Group/Company Name	Direct Written Premium	Market Share	Cumulative Market Share
64	L	619	ONEAMERICA FIN PARTNERS GRP	772,194	0.01%	100.00%
65	L	68772	SECURITY MUT LIFE INS CO OF NY	663,338	0.01%	100.00%
66	L	4890	SBL HOLDINGS GRP	600,893	0.01%	100.00%
67	L	4750	PRIMERICA GRP	577,397	0.01%	100.00%
68	L	629	PLATEAU GRP	506,446	0.01%	100.00%
69	L	5014	EVERLAKE HOLDINGS GRP	490,883	0.01%	100.00%
70	L	588	KANSAS CITY LIFE INS GRP	486,643	0.01%	100.00%
71	L	344	CHURCH PENSION FUND GRP	485,412	0.01%	100.00%
72	L	4853	AAA LIFE GRP	467,527	0.01%	100.00%
73	L	69272	IBEXIS LIFE & ANN INS CO	358,885	0.01%	100.00%
74	L	5024	FORTITUDE GRP HOLDINGS LLC GRP	313,169	0.01%	100.00%
75	L	4553	SAVINGS BANK LIFE GRP	258,952	- %	100.00%
76	L	704	CONSTELLATION INS HOLDINGS GRP	250,949	- %	100.00%
77	L	408	BROOKFIELD ASSET MGMT REINS PARTNERS	234,946	- %	100.00%
78	L	77879	5 STAR LIFE INS CO	221,635	- %	100.00%
79	L	370	AFLAC GRP	124,819	- %	100.00%
80	L	233	CNO FINANCIAL GRP	124,399	- %	100.00%
81	L	670	FIDELITY NATL FIN INC GRP	120,779	- %	100.00%
82	L	4712	GPM LIFE GRP	117,883	- %	100.00%
83	L	58033	KNIGHTS OF COLUMBUS	113,751	- %	100.00%
84	L	4888	STERLING FINANCIAL INS GRP INC	98,426	- %	100.00%
85	L	50	COUNTRY INS & FIN SERV GRP	93,517	- %	100.00%
86	L	4639	RGA INC GRP	84,252	- %	100.00%
87	L	300	HORACE MANN GRP	80,600	- %	100.00%
88	L	67180	OHIO STATE LIFE INS CO	71,903	- %	100.00%
89	L	612	CITIZENS GRP	64,851	- %	100.00%
90	L	69310	SURETY LIFE INS CO	63,337	- %	100.00%
91	L	4862	ASSURITY GRP	63,163	- %	100.00%
92	L	4011	GENWORTH FIN GRP	60,687	- %	100.00%
93	L	244	CINCINNATI FIN GRP	58,579	- %	100.00%
94	L	91	HARTFORD FIRE & CAS GRP	57,432	- %	100.00%
95	L	367	PHYSICIANS MUT GRP	55,574	- %	100.00%
96	L	57541	MODERN WOODMEN OF AMER	54,048	- %	100.00%
97	L	63290	FIDELITY LIFE ASSN A LEGAL RESERVE L	51,910	- %	100.00%
98	L	64505	HOMESTEADERS LIFE CO	36,822	- %	100.00%
99	L	615	BENEFICIAL LIFE GRP	34,317	- %	100.00%
100	L	56634	CROATIAN FRATERNAL UNION OF AMER	34,264	- %	100.00%
101	L	513	IOWA FARM BUREAU GRP	23,781	- %	100.00%
102	L	153	PEKIN INS GRP	20,189	- %	100.00%
103	L	4903	CALTON HOLDINGS GRP	19,352	- %	100.00%
104	L	8	ALLSTATE INS GRP	16,059	- %	100.00%
105	L	581	BOSTON MUT GRP	15,253	- %	100.00%
106	L	1211	NATIONAL GUARDIAN LIFE INS GRP	15,129	- %	100.00%
107	L	280	AUTO OWNERS GRP	13,750	- %	100.00%
108	L	57487	CATHOLIC ORDER OF FORESTERS	13,327	- %	100.00%
109	L	276	TRUSTMARK MUT HOLDING CO GRP	12,103	- %	100.00%
110	L	181	SWISS RE GRP	10,839	- %	100.00%
111	L	61212	BALTIMORE LIFE INS CO	9,715	- %	100.00%
112	L	535	COLUMBIAN LIFE GRP	9,313	- %	100.00%
113	L	5021	ONEMAIN HOLDINGS INC GRP	9,071	- %	100.00%
114	L	350	GENERAL ELECTRIC GRP	6,667	- %	100.00%
115	L	169	SENTRY INS GRP	4,800	- %	100.00%
116	L	56685	GBU FINANCIAL LIFE	4,561	- %	100.00%
117	L	451	FIDELITY SECURITY GRP	4,251	- %	100.00%
118	L	574	AMERCO CORP GRP	4,099	- %	100.00%
119	L	3527	AMERICAN ENTERPRISE MUT GRP	3,855	- %	100.00%
120	L	781	UNION LABOR GRP	3,853	- %	100.00%
121	L	4966	INSURANCE CAPITAL GRP	3,550	- %	100.00%
122	L	56030	CATHOLIC FINANCIAL LIFE	3,499	- %	100.00%
123	L	55	AUTOMOBILE CLUB MI GRP	3,154	- %	100.00%
124	L	5026	21ST CENTURY LIFE & HEALTH CO GRP	3,080	- %	100.00%
125	L	687	GUARANTEE TRUST GRP	2,631	- %	100.00%
			TOTAL	5,313,635,126	100.00%	100.00%

Supplemental Information

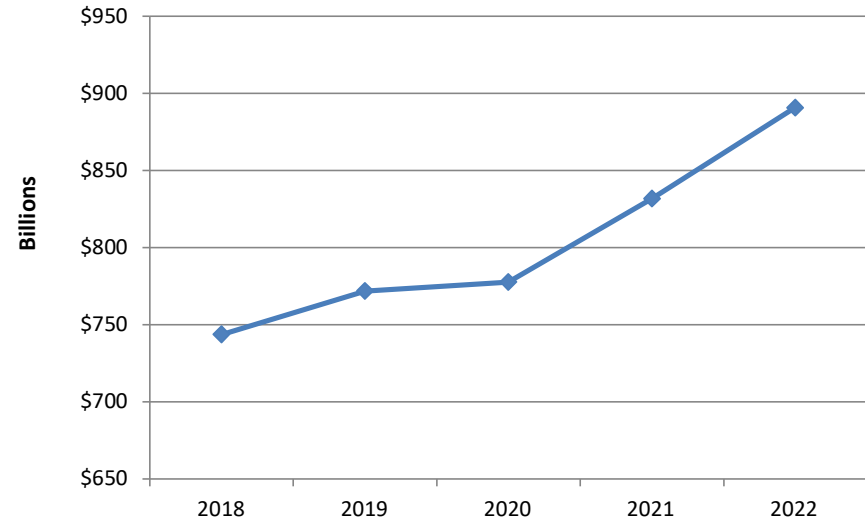
LIFE AND FRATERNAL INSURANCE INDUSTRY SUPPLEMENT FIVE YEAR OVERVIEW OF TOTAL DIRECT PREMIUM EARNED

	2022	2021	2020	2019	2018
Total Direct Earned Premium	890,793,801,640	831,723,131,753	777,757,914,435	771,914,239,725	743,655,772,379
First Year Direct Premium & Considerations	143,324,066,774	134,321,004,262	141,569,882,976	147,167,747,952	142,486,342,636
Single Premium & Considerations	238,312,395,691	194,813,805,934	156,394,887,639	161,977,169,907	152,426,006,295
Renewal Premium & Considerations	509,157,136,647	502,588,321,565	479,793,143,817	462,769,321,875	448,743,423,449

2022 Life & Fraternal Direct Earned Premium



Total Direct Earned Premium 2018-2022



Life Insurance Industry - Supplemental Data
Life/Health and Fraternal Insurers
Market Share Top 25
Total Direct Earned Premium for Individual Life Insurance

Rank	Group/ Company Code	Group/Company Name	Direct Earned Premium	Market Share	Cumulative Market Share
1	860	NORTHWESTERN MUT GRP	\$18,705,509,226	11.08 %	11.08 %
2	435	MASS MUT LIFE INS GRP	\$11,286,904,216	6.69 %	17.77 %
3	826	NEW YORK LIFE GRP	\$11,195,073,263	6.63 %	24.40 %
4	304	PRUDENTIAL OF AMER GRP	\$8,107,555,704	4.80 %	29.20 %
5	20	LINCOLN NATL GRP	\$7,028,083,387	4.16 %	33.37 %
6	176	STATE FARM GRP	\$5,751,058,897	3.41 %	36.77 %
7	429	GUARDIAN LIFE GRP	\$5,310,209,927	3.15 %	39.92 %
8	904	JOHN HANCOCK GRP	\$5,097,806,586	3.02 %	42.94 %
9	709	PACIFIC LIFE GRP	\$4,775,933,181	2.83 %	45.77 %
10	468	AEGON US HOLDING GRP	\$4,733,212,296	2.80 %	48.57 %
11	458	DAI-ICHI LIFE HOLDINGS INC GRP	\$4,196,569,868	2.49 %	51.06 %
12	241	METROPOLITAN GRP	\$3,663,817,686	2.17 %	53.23 %
13	12	AMERICAN INTL GRP	\$3,560,360,987	2.11 %	55.34 %
14	431	SAMMONS ENTERPRISES GRP	\$3,461,420,941	2.05 %	57.39 %
15	140	NATIONWIDE CORP GRP	\$3,342,870,644	1.98 %	59.37 %
16	850	PENN MUT GRP	\$3,013,598,068	1.79 %	61.15 %
17	4750	PRIMERICA GRP	\$2,950,401,185	1.75 %	62.90 %
18	4965	EQUITABLE HOLDINGS INC GRP	\$2,912,318,082	1.73 %	64.63 %
19	634	NATIONAL LIFE GRP	\$2,809,446,973	1.66 %	66.29 %
20	290	GLOBE LIFE INC GRP	\$2,528,794,840	1.50 %	67.79 %
21	261	MUTUAL OF OMAHA GRP	\$2,475,742,716	1.47 %	69.26 %
22	869	MINNESOTA MUT GRP	\$2,316,809,237	1.37 %	70.63 %
23	4932	BRIGHTHOUSE HOLDINGS GRP	\$2,099,970,815	1.24 %	71.87 %
24	332	PRINCIPAL FIN GRP	\$2,087,556,606	1.24 %	73.11 %
25	836	WEST SOUTHERN GRP	\$1,887,359,877	1.12 %	74.23 %
		TOTAL	\$168,802,386,117	100.00 %	100.00 %

Life Insurance Industry - Supplemental Data
Life/Health and Fraternal Insurers
Market Share Top 25
Total Direct Earned Premium for Individual Annuities

Rank	Group/ Company Code	Group/Company Name	Direct Earned Premium	Market Share	Cumulative Market Share
1	4734	APOLLO GLOBAL MGMT GRP	\$20,722,681,359	7.24%	7.24%
2	826	NEW YORK LIFE GRP	\$18,737,859,170	6.55%	13.79%
3	435	MASS MUT LIFE INS GRP	\$18,589,801,582	6.50%	20.29%
4	12	AMERICAN INTL GRP	\$17,547,822,418	6.13%	26.42%
5	918	JACKSON NATL GRP	\$14,928,092,303	5.22%	31.64%
6	761	ALLIANZ INS GRP	\$14,091,956,417	4.92%	36.56%
7	4965	EQUITABLE HOLDINGS INC GRP	\$12,667,174,319	4.43%	40.99%
8	20	LINCOLN NATL GRP	\$12,512,068,975	4.37%	45.36%
9	140	NATIONWIDE CORP GRP	\$11,317,602,093	3.96%	49.31%
10	4932	BRIGHTHOUSE HOLDINGS GRP	\$10,930,596,733	3.82%	53.13%
11	709	PACIFIC LIFE GRP	\$10,419,662,788	3.64%	56.78%
12	3891	GLOBAL ATLANTIC GRP	\$9,016,589,006	3.15%	59.93%
13	431	SAMMONS ENTERPRISES GRP	\$8,515,810,229	2.98%	62.90%
14	670	FIDELITY NATL FIN INC GRP	\$8,245,833,456	2.88%	65.78%
15	836	WEST SOUTHERN GRP	\$7,703,854,995	2.69%	68.48%
16	4855	SUMITOMO LIFE INS GRP	\$6,036,820,241	2.11%	70.59%
17	304	PRUDENTIAL OF AMER GRP	\$5,867,063,206	2.05%	72.64%
18	1216	TIAA FAMILY GRP	\$5,697,432,620	1.99%	74.63%
19	200	UNITED SERV AUTOMOBILE ASSN GRP	\$5,613,360,355	1.96%	76.59%
20	4890	SBL HOLDINGS GRP	\$4,700,919,905	1.64%	78.23%
21	4	AMERIPRISE FIN GRP	\$4,002,360,008	1.40%	79.63%
22	4794	GROUP 1001 INS HOLDINGS GRP	\$3,780,041,838	1.32%	80.95%
23	2658	AMERICAN EQUITY INVESTMENT GRP	\$3,327,929,953	1.16%	82.11%
24	56014	THRIVENT FINANCIAL FOR LUTHERANS	\$3,043,705,282	1.06%	83.18%
25	4925	KUVARE GRP	\$2,582,273,022	0.90%	84.08%
		TOTAL	\$286,155,512,576	100.00%	100.00%

Life Insurance Industry - Supplemental Data
Life/Health and Fraternal Insurers
Market Share Top 25
Total Direct Earned Premium for Group Life Insurance

Rank	Group/ Company Code	Group/Company Name	Direct Earned Premium	Market Share	Cumulative Market Share
1	241	METROPOLITAN GRP	\$13,120,769,329	29.21%	29.21%
2	304	PRUDENTIAL OF AMER GRP	\$4,956,864,648	11.04%	40.25%
3	826	NEW YORK LIFE GRP	\$3,741,991,955	8.33%	48.58%
4	140	NATIONWIDE CORP GRP	\$2,781,705,155	6.19%	54.77%
5	869	MINNESOTA MUT GRP	\$2,693,886,413	6.00%	60.77%
6	91	HARTFORD FIRE & CAS GRP	\$2,097,039,285	4.67%	65.44%
7	565	UNUM GRP	\$1,745,339,192	3.89%	69.32%
8	20	LINCOLN NATL GRP	\$1,573,116,098	3.50%	72.83%
9	1348	MEIJI YASUDA LIFE INS GRP	\$1,126,793,369	2.51%	75.33%
10	429	GUARDIAN LIFE GRP	\$761,778,588	1.70%	77.03%
11	549	SUN LIFE FINANCIAL INC GRP	\$751,011,549	1.67%	78.70%
12	261	MUTUAL OF OMAHA GRP	\$738,217,827	1.64%	80.35%
13	4832	VOYA FINANCIAL GRP	\$590,248,494	1.31%	81.66%
14	306	TRUSTAGE GRP	\$579,315,096	1.29%	82.95%
15	3098	TOKIO MARINE HOLDINGS INC GRP	\$527,228,064	1.17%	84.12%
16	332	PRINCIPAL FIN GRP	\$521,467,522	1.16%	85.28%
17	212	ZURICH INS GRP	\$503,368,786	1.12%	86.41%
18	64505	HOMESTEADERS LIFE CO	\$479,829,138	1.07%	87.47%
19	290	GLOBE LIFE INC GRP	\$435,040,012	0.97%	88.44%
20	4853	AAA LIFE GRP	\$365,537,657	0.81%	89.26%
21	1211	NATIONAL GUARDIAN LIFE INS GRP	\$365,175,935	0.81%	90.07%
22	917	HCSC GRP	\$363,309,418	0.81%	90.88%
23	468	AEGON US HOLDING GRP	\$306,033,219	0.68%	91.56%
24	276	TRUSTMARK MUT HOLDING CO GRP	\$280,312,631	0.62%	92.18%
25	707	UNITEDHEALTH GRP	\$239,335,991	0.53%	92.72%
		TOTAL	\$44,916,337,923	100.00%	100.00%

Life Insurance Industry - Supplemental Data
Life/Health and Fraternal Insurers
Market Share Top 25
Total Direct Earned Premium for Group Annuities

Rank	Group/ Company Code	Group/Company Name	Direct Earned Premium	Market Share	Cumulative Market Share
1	304	PRUDENTIAL OF AMER GRP	\$22,089,305,004	12.51%	12.51%
2	241	METROPOLITAN GRP	\$19,205,611,614	10.87%	23.38%
3	904	JOHN HANCOCK GRP	\$14,993,022,636	8.49%	31.87%
4	468	AEGON US HOLDING GRP	\$13,472,084,713	7.63%	39.49%
5	435	MASS MUT LIFE INS GRP	\$13,158,063,155	7.45%	46.94%
6	4832	VOYA FINANCIAL GRP	\$12,969,166,252	7.34%	54.28%
7	4734	APOLLO GLOBAL MGMT GRP	\$11,235,052,337	6.36%	60.64%
8	1216	TIAA FAMILY GRP	\$9,608,661,366	5.44%	66.08%
9	140	NATIONWIDE CORP GRP	\$6,464,293,276	3.66%	69.74%
10	826	NEW YORK LIFE GRP	\$5,713,534,774	3.23%	72.98%
11	20	LINCOLN NATL GRP	\$5,271,597,720	2.98%	75.96%
12	769	GREAT WEST GRP	\$4,593,651,906	2.60%	78.56%
13	619	ONEAMERICA FIN PARTNERS GRP	\$4,259,890,212	2.41%	80.97%
14	869	MINNESOTA MUT GRP	\$4,214,544,119	2.39%	83.36%
15	1348	MEIJI YASUDA LIFE INS GRP	\$4,170,224,764	2.36%	85.72%
16	4965	EQUITABLE HOLDINGS INC GRP	\$3,750,246,321	2.12%	87.84%
17	12	AMERICAN INTL GRP	\$3,282,047,088	1.86%	89.70%
18	872	BANNER LIFE GRP	\$2,065,112,416	1.17%	90.87%
19	332	PRINCIPAL FIN GRP	\$1,943,686,395	1.10%	91.97%
20	709	PACIFIC LIFE GRP	\$1,624,692,541	0.92%	92.89%
21	88668	MUTUAL OF AMER LIFE INS CO	\$1,585,998,528	0.90%	93.79%
22	306	TRUSTAGE GRP	\$1,378,087,054	0.78%	94.57%
23	670	FIDELITY NATL FIN INC GRP	\$1,362,436,374	0.77%	95.34%
24	261	MUTUAL OF OMAHA GRP	\$1,272,690,427	0.72%	96.06%
25	943	AMERITAS MUT HOLDING GRP	\$1,078,548,559	0.61%	96.67%
		TOTAL	\$176,641,602,540	100.00%	100.00%

Life Insurance Industry - Supplemental Data
Life/Health and Fraternal Insurers
Market Share Top 25
Total Direct Written Premium for Other Considerations

Rank	Group/ Company Code	Group/Company Name	Direct Written Premium	Market Share	Cumulative Market Share
1	904	JOHN HANCOCK GRP	\$15,037,553,344	19.59 %	19.59 %
2	468	AEGON US HOLDING GRP	\$13,430,457,990	17.49 %	37.08 %
3	304	PRUDENTIAL OF AMER GRP	\$10,486,013,267	13.66 %	50.74 %
4	435	MASS MUT LIFE INS GRP	\$9,002,613,875	11.73 %	62.46 %
5	241	METROPOLITAN GRP	\$6,502,582,752	8.47 %	70.93 %
6	826	NEW YORK LIFE GRP	\$4,987,674,318	6.50 %	77.43 %
7	769	GREAT WEST GRP	\$4,256,735,505	5.54 %	82.97 %
8	1348	MEIJI YASUDA LIFE INS GRP	\$4,169,518,608	5.43 %	88.40 %
9	869	MINNESOTA MUT GRP	\$3,542,022,267	4.61 %	93.02 %
10	88668	MUTUAL OF AMER LIFE INS CO	\$1,787,424,331	2.33 %	95.35 %
11	306	TRUSTAGE GRP	\$1,375,511,375	1.79 %	97.14 %
12	4832	VOYA FINANCIAL GRP	\$956,530,156	1.25 %	98.38 %
13	4926	TALCOTT HOLDINGS GRP	\$785,773,051	1.02 %	99.41 %
14	4965	EQUITABLE HOLDINGS INC GRP	\$300,579,315	0.39 %	99.80 %
15	860	NORTHWESTERN MUT GRP	\$80,623,440	0.11 %	99.90 %
16	704	CONSTELLATION INS HOLDINGS GRP	\$46,658,367	0.06 %	99.96 %
17	4932	BRIGHTHOUSE HOLDINGS GRP	\$11,079,918	0.01 %	99.98 %
18	332	PRINCIPAL FIN GRP	\$5,944,760	0.01 %	99.99 %
19	513	IOWA FARM BUREAU GRP	\$4,942,000	0.01 %	99.99 %
20	429	GUARDIAN LIFE GRP	\$1,837,629	0.00 %	99.99 %
21	56154	GLENER LIFE INS SOCIETY	\$1,800,083	0.00 %	100.00 %
22	261	MUTUAL OF OMAHA GRP	\$1,424,410	0.00 %	100.00 %
23	50	COUNTRY INS & FIN SERV GRP	\$675,875	0.00 %	100.00 %
24	367	PHYSICIANS MUT GRP	\$290,466	0.00 %	100.00 %
25	850	PENN MUT GRP	\$57,990	0.00 %	100.00 %
		TOTALS	\$76,776,335,092	100.00 %	100.00 %

Technical Notes

2022 MARKET SHARE REPORTS – LIFE AND FRATERNAL INSURERS TECHNICAL NOTES

General

Only companies reporting positive premiums are displayed in this report. While companies reporting negative premiums are not listed, the negative premium is still included in the calculation of total premium. Due to the addition of negative premiums to the total premium, the cumulative market share is capped at 100%.

Life Insurance

Total Premium – States, U.S. Territories, Canada, Aggregate Other Alien

The sum of all states, U.S. territories, Canada, and aggregate other alien.

Total Premium – States and U.S. Territories

The sum of all states and U.S. territories.

Direct Written Premium Source

Life/Fraternal Annual Financial Statement, Page 24 (State Page), Life Insurance Table, Column 5, Line 1.

Annuity Considerations

Total Premium – States, U.S. Territories, Canada, Aggregate Other Alien

The sum of all states, U.S. territories, Canada, and aggregate other alien.

Total Premium – States and U.S. Territories

The sum of all states and U.S. territories.

Direct Written Premium Source

Life/Fraternal Annual Financial Statement, Page 24 (State Page), Life Insurance Table, Column 5, Line 2.

Totals for Life Insurance, Annuity Considerations, Deposit-Type Contract Funds, Other Considerations, and Accident and Health Insurance

Total Premium – States, U.S. Territories, Canada, Aggregate Other Alien

The sum of all states, U.S. territories, Canada, and aggregate other alien.

Total Premium – States and U.S. Territories

The sum of all states and U.S. territories.

Direct Written Premium Source (Life and Fraternal Insurers)

Life/Fraternal Annual Financial Statement, Page 24 (State Page), Life Insurance Table, Column 5, Line 5 + Accident and Health Insurance Table, Column 1, Line 26.

Market Share

Market Share = [(company's or group's direct premiums/total direct premiums)*100]. Depending on the report, the total premiums include states, U.S. territories, Canada, and aggregate other alien; or states and U.S. territories; or each individual state/territory.

Cumulative Market Share is the running total of the individual company or group market shares.

Supplemental Information

The 2022 Life/Fraternal Market Share Report includes a Supplemental Information section that illustrates the contributions of first-year, renewal, and single premium to total earned premium for the life/fraternal industry over the past five years. Also included is high-level detail for individual and group annuities and life insurance.

The Supplemental Information section includes only those companies that had filed by June 5, 2023.

Five-Year Overview of Total Direct Earned Premium

Premium Source:

Life/Fraternal Annual Financial Statement, Page 9 (Exhibit of Premium), Column 1, Line 9.1 (First-Year Premiums and Considerations), Line 10.1 (Single Premiums and Considerations), Line 19.1 (Renewal Premiums and Considerations), and Line 20.1 (Total Direct Premiums and Considerations).

Total Direct Earned Premium for Individual Life Insurance

The sum of all states, U.S. territories, Canada, and aggregate other alien.

Premium Source:

Life/Health Annual Financial Statement, Page 9 (Exhibit of Premium), Column 3, Line 20.1.

Total Direct Earned Premium for Group Life Insurance

The sum of all states, U.S. territories, Canada, and aggregate other alien.

Premium Source

Life/Health Annual Financial Statement, Page 9 (Exhibit of Premium), Column 6, Line 20.1.

Total Direct Earned Premium for Individual Annuities

The sum of all states, U.S. territories, Canada, and aggregate other alien.

Premium Source:

Life/Health Annual Financial Statement, Page 9 (Exhibit of Premium), Column 4, Line 20.1.

Total Direct Earned Premium for Group Annuities

The sum of all states, U.S. territories, Canada, and aggregate other alien.

Premium Source:

Life/Fraternal Annual Financial Statement, Page 9 (Exhibit of Premium), Column 7, Line 20.1.

Total Direct Written Premium for Other Considerations

The sum of all states, U.S. territories, Canada, and aggregate other alien.

Premium Source:

Life/Health Annual Financial Statement, Page 24 (State Page), Life Insurance Table, Column 5, Line 4.

Index of Insurer Groups and Companies

LIFE AND FRATERNAL INSURANCE INDUSTRY

2022 MARKET SHARE REPORT INDEX OF COMPANIES Companies Affiliated With a Group by Group Name

Group Code	Group Name	Company Code	Company Name
5026	21ST CENTURY LIFE & HEALTH CO GRP	65080	JOHN ALDEN LIFE INS CO
4853	AAA LIFE GRP	71854	AAA LIFE INS CO
		15282	AAA LIFE INS CO OF NY
4824	ADVANTAGE CAPITAL GRP	61115	ATLANTIC COAST LIFE INS CO
		68802	SENTINEL SECURITY LIFE INS CO
468	AEGON US HOLDING GRP	70688	TRANSAMERICA FINANCIAL LIFE INS CO
		86231	TRANSAMERICA LIFE INS CO
370	AFLAC GRP	60380	AMERICAN FAMILY LIFE ASSUR CO OF CI
		60526	AMERICAN FAMILY LIFE ASSUR CO OF N
		71730	CONTINENTAL AMER INS CO
		92908	TIER ONE INS CO
5	ALFA INS GRP	79049	ALFA LIFE INS CORP
761	ALLIANZ INS GRP	90611	ALLIANZ LIFE INS CO OF N AMER
		64190	ALLIANZ LIFE INS CO OF NY
8	ALLSTATE INS GRP	60534	AMERICAN HERITAGE LIFE INS CO
		97705	DIRECT GEN LIFE INS CO
		82538	NATIONAL HLTH INS CO
574	AMERCO CORP GRP	61859	CHRISTIAN FIDELITY LIFE INS CO
		68349	NORTH AMER INS CO
		76112	OXFORD LIFE INS CO
3527	AMERICAN ENTERPRISE MUT GRP	67679	AMERICAN REPUBLIC CORP INS CO
		60836	AMERICAN REPUBLIC INS CO
		71480	GREAT WESTERN INS CO
		79987	MEDICO CORP LIFE INS CO
		31119	MEDICO INS CO
		65641	MEDICO LIFE & HLTH INS CO
2658	AMERICAN EQUITY INVESTMENT GRP	92738	AMERICAN EQUITY INVEST LIFE INS CO
		11135	AMERICAN EQUITY INVESTMENT LIFE IN
		13183	EAGLE LIFE INS CO
473	AMERICAN FAMILY INS GRP	60399	AMERICAN FAMILY LIFE INS CO
1321	AMERICAN FARMERS & RANCHERS GRP	60004	AMERICAN FARMERS & RANCHERS LIFE
330	AMERICAN FIDELITY CORP GRP	60410	AMERICAN FIDELITY ASSUR CO
		60801	AMERICAN PUBLIC LIFE INS CO
12	AMERICAN INTL GRP	60488	AMERICAN GEN LIFE INS CO
		70106	UNITED STATES LIFE INS CO IN THE CIT
		70238	VARIABLE ANN LIFE INS CO
4	AMERIPRISE FIN GRP	65005	RIVERSOURCE LIFE INS CO
		80594	RIVERSOURCE LIFE INS CO OF NY
943	AMERITAS MUT HOLDING GRP	61301	AMERITAS LIFE INS CORP
		60033	AMERITAS LIFE INS CORP OF NY
28	AMICA MUT GRP	72222	AMICA LIFE INS CO
4734	APOLLO GLOBAL MGMT GRP	68039	ATHENE ANN & LIFE ASSUR CO OF NY
		61689	ATHENE ANN & LIFE CO
		61492	ATHENE ANNUITY & LIFE ASSUR CO

LIFE AND FRATERNAL INSURANCE INDUSTRY

2022 MARKET SHARE REPORT INDEX OF COMPANIES Companies Affiliated With a Group by Group Name

Group Code	Group Name	Company Code	Company Name
4734	APOLLO GLOBAL MGMT GRP	63932	ATHENE LIFE INS CO OF NY
		80942	VENERABLE INS & ANN CO
5016	AQUARIAN INS HOLDINGS GRP	79340	HUDSON LIFE & ANN CO
		64904	INVESTORS HERITAGE LIFE INS CO
876	ARKANSAS BCBS GRP	97985	LIFEMAP ASSUR CO
		94358	USABLE LIFE
19	ASSURANT INC GRP	60275	AMERICAN BANKERS LIFE ASSUR CO OF
		73156	CARIBBEAN AMER LIFE ASSUR CO
		81477	UNION SECURITY LIFE INS CO OF NY
4862	ASSURITY GRP	71439	ASSURITY LIFE INS CO
		15940	ASSURITY LIFE INS CO OF NY
587	ATLANTIC AMER GRP	71919	BANKERS FIDELITY ASSUR CO
		61239	BANKERS FIDELITY LIFE INS CO
280	AUTO OWNERS GRP	61190	AUTO OWNERS LIFE INS CO
55	AUTOMOBILE CLUB MI GRP	84522	AUTO CLUB LIFE INS CO
872	BANNER LIFE GRP	94250	BANNER LIFE INS CO
		66230	WILLIAM PENN LIFE INS CO OF NY
4988	BAYVIEW ASSET MANAGEMENT GRP	68446	OCEANVIEW LIFE & ANNUITY CO
570	BCBS OF AL GRP	81531	UTIC INS CO
430	BCBS OF KS GRP	12143	ADVANCE INS CO OF KS
		70729	BCBS OF KS INC
572	BCBS OF MI GRP	77720	LIFESECURE INS CO
661	BCBS OF SC GRP	77828	COMPANION LIFE INS CO
		92444	COMPANION LIFE INS CO OF CA
		12285	NIAGARA LIFE & HLTH INS CO
23	BCS INS GRP	80985	4 EVER LIFE INS CO
615	BENEFICIAL LIFE GRP	61395	BENEFICIAL LIFE INS CO
		81019	DESERET MUT INS CO
31	BERKSHIRE HATHAWAY GRP	62345	BERKSHIRE HATHAWAY LIFE INS CO NE
		82880	CSI LIFE INS CO
		11591	FIRST BERKSHIRE HATHAWAY LIFE INS CO
		97764	IDEALIFE INS CO
		76007	OLD UNITED LIFE INS CO
2798	BLUE SHIELD OF CA GRP	61557	BLUE SHIELD OF CA LIFE & HLTH INS CO
		71331	CAREAMERICA LIFE INS CO
581	BOSTON MUT GRP	61476	BOSTON MUT LIFE INS CO
		78140	LIFE INS CO OF BOSTON & NY
4968	BRICKELL GRP	65951	MERIT LIFE INS CO
4932	BRIGHTHOUSE HOLDINGS GRP	87726	BRIGHTHOUSE LIFE INS CO
		60992	BRIGHTHOUSE LIFE INS CO OF NY
		91626	NEW ENGLAND LIFE INS CO
408	BROOKFIELD ASSET MGMT REINS PARTI	63126	AMERICAN NAT LIFE INS CO OF NY
		60739	AMERICAN NATL INS CO
		71773	AMERICAN NATL LIFE INS CO OF TX

LIFE AND FRATERNAL INSURANCE INDUSTRY

2022 MARKET SHARE REPORT INDEX OF COMPANIES Companies Affiliated With a Group by Group Name

Group Code	Group Name	Company Code	Company Name
408	BROOKFIELD ASSET MGMT REINS PARTI	63657	GARDEN STATE LIFE INS CO
		86355	STANDARD LIFE & ACCIDENT INS CO
4903	CALTON HOLDINGS GRP	64394	HERITAGE LIFE INS CO
		68063	PROFESSIONAL LIFE & CAS CO
		71390	PURITAN LIFE INS CO OF AMER
		84530	US FINANCIAL LIFE INS CO
1295	CENTENE CORP GRP	80624	AMERICAN PROGRESSIVE L&H INS OF N
		66141	HEALTH NET LIFE INS CO
690	CENTRAL STATES GRP	61751	CENTRAL STATES H & L CO OF OMAHA
626	CHUBB LTD GRP	62146	COMBINED INS CO OF AMER
		78697	COMBINED LIFE INS CO OF NY
344	CHURCH PENSION FUND GRP	61875	CHURCH LIFE INS CORP
901	CIGNA HLTH GRP	88366	AMERICAN RETIREMENT LIFE INS CO
		67369	CIGNA HLTH & LIFE INS CO
		61727	CIGNA NATL HLTH INS CO
		90859	CIGNA WORLDWIDE INS CO
		62308	CONNECTICUT GEN LIFE INS CO
		65722	LOYAL AMER LIFE INS CO
		67903	PROVIDENT AMER LIFE & HLTH INS CO
		77399	STERLING LIFE INS CO
244	CINCINNATI FIN GRP	76236	THE CINCINNATI LIFE INS CO
612	CITIZENS GRP	71463	CICA LIFE INS CO OF AMER
		82082	CITIZENS NATL LIFE INS CO
		75208	MAGNOLIA GUARANTY LIFE INS CO
		60076	SECURITY PLAN LIFE INS CO
233	CNO FINANCIAL GRP	68560	BANKERS CONSECO LIFE INS CO
		61263	BANKERS LIFE & CAS CO
		62065	COLONIAL PENN LIFE INS CO
		11804	CONSECO LIFE INS CO OF TX
		61506	RESOURCE LIFE INS CO
		70319	WASHINGTON NATL INS CO
421	COLLATERAL HOLDINGS GRP	17138	CANOPY INS CORP
535	COLUMBIAN LIFE GRP	76023	COLUMBIAN LIFE INS CO
		62103	COLUMBIAN MUT LIFE INS CO
704	CONSTELLATION INS HOLDINGS GRP	85472	NATIONAL SECURITY LIFE & ANN CO
		89206	OHIO NATL LIFE ASSUR CORP
		67172	OHIO NATL LIFE INS CO
50	COUNTRY INS & FIN SERV GRP	62537	COTTON STATES LIFE INS CO
		94218	COUNTRY INVESTORS LIFE ASSUR CO
		62553	COUNTRY LIFE INS CO
1339	CROY HALL MGMT GRP	85332	CAPITOL SECURITY LIFE INS CO
		82392	REGAL LIFE OF AMER INS CO
		82430	SOUTHWEST SERV LIFE INS CO
		90387	UNITED ASSUR LIFE INS CO

LIFE AND FRATERNAL INSURANCE INDUSTRY

2022 MARKET SHARE REPORT INDEX OF COMPANIES Companies Affiliated With a Group by Group Name

Group Code	Group Name	Company Code	Company Name
1	CVS GRP	60054	AETNA LIFE INS CO
		12321	AMERICAN CONTINENTAL INS CO
		68500	CONTINENTAL LIFE INS CO BRENTWOOD
458	DAI-ICHI LIFE HOLDINGS INC GRP	66370	MONY LIFE INS CO
		88536	PROTECTIVE LIFE & ANNUITY INS CO
		68136	PROTECTIVE LIFE INS CO
		70335	WEST COAST LIFE INS CO
		81426	COMMERCIAL TRAVELERS LIFE INS CO
5045	DAYFORWARD INC GRP	16849	DAYFORWARD LIFE INS CO INC
4638	DELTA DENTAL OF KS GRP	13175	SURENCY LIFE & HLTH INS CO
598	DELTA GRP	62650	DELTA LIFE INS CO
4784	DG ELMORE GRP	94790	FIDELITY STANDARD LIFE INS CO
		60019	PREFERRED SECURITY LIFE INS CO
801	DIRECTORS INVESTMENT GRP	73881	AMERICAN LIFE & ANNUITY CO
		99775	FUNERAL DIRECTORS LIFE INS CO
		16617	FUNERAL DIRECTORS LIFE INS CO OF LA
		11133	KENTUCKY FUNERAL DIRECTORS LIFE IN
		13573	ANTHEM LIFE & DISABILITY INS CO
671	ELEVANCE HLTH INC GRP	61069	ANTHEM LIFE INS CO
		97217	GREATER GA LIFE INS CO
		80314	UNICARE LIFE & HLTH INS CO
		66311	ENCOVA LIFE INS CO
291	ENCOVA MUT INS GRP	67326	OLD SURETY LIFE INS CO
4922	ENTERPRISE INVESTMENTS GRP	62880	EQUITABLE FINANCIAL LIFE & ANN CO
4965	EQUITABLE HOLDINGS INC GRP	62944	EQUITABLE FINANCIAL LIFE INS CO
		78077	EQUITABLE FINANCIAL LIFE INS CO OF A
		70769	ERIE FAMILY LIFE INS CO
		57991	EVERENCE ASSN INC
213	ERIE INS GRP	70866	EVERLAKE ASSUR CO
4616	EVERENCE GRP	60186	EVERLAKE LIFE INS CO
5014	EVERLAKE HOLDINGS GRP	81442	MONITOR LIFE INS CO OF NY
158	FAIRFAX FIN GRP	63258	FEDERATED LIFE INS CO
7	FEDERATED MUT GRP	71228	EMPIRE FIDELITY INVESTMENTS L I C
981	FIDELITY INVESTMENT INS & ANN GRP	93696	FIDELITY INVESTMENTS LIFE INS CO
		63274	FIDELITY & GUAR LIFE INS CO
670	FIDELITY NATL FIN INC GRP	69434	FIDELITY & GUAR LIFE INS CO OF NY
451	FIDELITY SECURITY GRP	71870	FIDELITY SECURITY LIFE INS CO
		67288	FIDELITY SECURITY LIFE INS CO OF NY
449	FINANCIAL HOLDINGS GRP	61999	AMERICO FIN LIFE & ANN INS CO
		90212	GREAT SOUTHERN LIFE INS CO
		63487	INVESTORS LIFE INS CO N AMER
		66540	NATIONAL FARMERS UNION LIFE INS CC
		87645	UNITED FIDELITY LIFE INS CO
641	FIRST TOWER GRP	98736	AMERICAN FEDERATED LIFE INS CO

LIFE AND FRATERNAL INSURANCE INDUSTRY

2022 MARKET SHARE REPORT INDEX OF COMPANIES Companies Affiliated With a Group by Group Name

Group Code	Group Name	Company Code	Company Name
5024	FORTITUDE GRP HOLDINGS LLC GRP	86630	FORTITUDE LIFE INS & ANN CO
		90247	FORTITUDE US REINS CO
1309	FRANKENMUTH GRP	60099	PATRIOT LIFE INS CO
350	GENERAL ELECTRIC GRP	62596	UNION FIDELITY LIFE INS CO
4011	GENWORTH FIN GRP	65536	GENWORTH LIFE & ANN INS CO
		70025	GENWORTH LIFE INS CO
		72990	GENWORTH LIFE INS CO OF NY
171	GERMANIA INS GRP	67920	GERMANIA LIFE INS CO
4736	GGC GRP	93734	NASSAU LIFE & ANN CO
		67814	NASSAU LIFE INS CO
		68284	NASSAU LIFE INS CO OF KS
		93548	PHL VARIABLE INS CO
3891	GLOBAL ATLANTIC GRP	62200	ACCORDIA LIFE & ANN CO
		84824	COMMONWEALTH ANN & LIFE INS CO
		69140	FIRST ALLMERICA FIN LIFE INS CO
		91642	FORETHOUGHT LIFE INS CO
290	GLOBE LIFE INC GRP	60577	AMERICAN INCOME LIFE INS CO
		77968	FAMILY HERITAGE LIFE INS CO OF AMER
		91472	GLOBE LIFE & ACCIDENT INS CO
		74101	GLOBE LIFE INS CO OF NY
		65331	LIBERTY NATL LIFE INS CO
		10093	NATIONAL INCOME LIFE INS CO
		92916	UNITED AMER INS CO
4712	GPM LIFE GRP	63967	GOVERNMENT PERSONNEL MUT LIFE IN
		67059	GPM HLTH & LIFE INS CO
		99546	TEXAS DIRECTORS LIFE INS CO
1131	GREAT CENTRAL INS GRP	74470	RUSH LIFE INS CO
769	GREAT WEST GRP	93629	EMPOWER ANN INS CO
		68322	EMPOWER ANN INS CO OF AMER
		79359	EMPOWER LIFE & ANN INS CO OF NY
		80659	US BUSINESS OF CANADA LIFE ASSUR CI
4752	GREGG E ZAHN GRP	70742	FAMILY BENEFIT LIFE INS CO
		16006	TEXAS REPUBLIC LIFE INS CO
		60227	TRINITY LIFE INS CO
4794	GROUP 1001 INS HOLDINGS GRP	83607	CLEAR SPRING LIFE & ANN CO
		79065	DELAWARE LIFE INS CO
		72664	DELAWARE LIFE INS CO OF NY
687	GUARANTEE TRUST GRP	64211	GUARANTEE TRUST LIFE INS CO
		92703	UNITED NATL LIFE INS CO OF AMER
429	GUARDIAN LIFE GRP	71714	BERKSHIRE LIFE INS CO OF AMER
		74004	FAMILY SERV LIFE INS CO
		78778	GUARDIAN INS & ANN CO INC
		64246	GUARDIAN LIFE INS CO OF AMER
		60003	PARK AVENUE LIFE INS CO

LIFE AND FRATERNAL INSURANCE INDUSTRY

2022 MARKET SHARE REPORT INDEX OF COMPANIES Companies Affiliated With a Group by Group Name

Group Code	Group Name	Company Code	Company Name
429	GUARDIAN LIFE GRP	77119	SENTINEL AMER LIFE INS CO
536	GUIDEWELL MUT HOLDING GRP	76031	FLORIDA COMBINED LIFE INS CO INC
		61158	TRIPLE S BLUE
		73814	TRIPLE S VIDA INC
948	GULF GUARANTY GRP	77976	GULF GUAR LIFE INS CO
4956	HARDSCUFFLE GRP	60666	AMERICAN LIFE & ACC INS CO OF KY
91	HARTFORD FIRE & CAS GRP	70815	HARTFORD LIFE & ACCIDENT INS CO
4938	HAWAII EMPLOYERS GRP	16460	EMPLOYERS PROTECTIVE INS CO INC
1323	HAWTHORN GRP	82686	HAWTHORN LIFE INS CO
		79502	UNITED FUNERAL BENEFIT LIFE INS CO
		77194	UNITED FUNERAL DIRECTORS BENEFIT L
917	HCSC GRP	71129	DEARBORN LIFE INS CO
		85090	DEARBORN NATL LIFE INS CO OF NY
812	HIGHMARK GRP	93440	HM LIFE INS CO
		60213	HM LIFE INS CO OF NY
2858	HOMESHIELD CAPITAL GRP	81779	INDIVIDUAL ASSUR CO LIFE HLTH & ACC
		85677	LIFE ASSUR CO INC
		99724	LIFESHIELD NATL INS CO
300	HORACE MANN GRP	64513	HORACE MANN LIFE INS CO
		65781	MADISON NATL LIFE INS CO INC
		87963	NATIONAL TEACHERS ASSOC LIFE INS CC
		15320	NTA LIFE INS CO OF NEW YORK
119	HUMANA GRP	60219	HUMANA INS CO OF KY
		84603	HUMANA INS CO OF PR INC
5044	INDEPENDENT INS GRP	16354	INDEPENDENT LIFE INS CO
542	INDIANA FARM BUREAU GRP	69892	UNITED FARM FAMILY LIFE INS CO
		69922	UNITED HOME LIFE INS CO
315	INDUSTRIAL ALLIANCE GRP	68594	AMERICAN AMICABLE LIFE INS CO OF T
		91693	IA AMER LIFE INS CO
		14406	INDUSTRIAL ALLIANCE INS & FIN SERV I
		67148	OCCIDENTAL LIFE INS CO OF NC
		67873	PIONEER AMER INS CO
		67946	PIONEER SECURITY LIFE INS CO
4966	INSURANCE CAPITAL GRP	63223	FEDERAL LIFE INS CO
513	IOWA FARM BUREAU GRP	63088	FARM BUREAU LIFE INS CO
		14908	GREENFIELDS LIFE INS CO
918	JACKSON NATL GRP	78620	BROOKE LIFE INS CO
		65056	JACKSON NATL LIFE INS CO
		60140	JACKSON NATL LIFE INS CO OF NY
904	JOHN HANCOCK GRP	93610	JOHN HANCOCK LIFE & HLTH INS CO
		86375	JOHN HANCOCK LIFE INS CO OF NY
		65838	JOHN HANCOCK LIFE INS CO USA
588	KANSAS CITY LIFE INS GRP	71218	GRANGE LIFE INS CO
		65129	KANSAS CITY LIFE INS CO

LIFE AND FRATERNAL INSURANCE INDUSTRY

2022 MARKET SHARE REPORT INDEX OF COMPANIES Companies Affiliated With a Group by Group Name

Group Code	Group Name	Company Code	Company Name
588	KANSAS CITY LIFE INS GRP	67199	OLD AMER INS CO
215	KEMPER CORP GRP	66397	MUTUAL SAVINGS LIFE INS CO
		68357	RELIABLE LIFE INS CO
		69779	UNION NATL LIFE INS CO
		69930	UNITED INS CO OF AMER
4703	KENTUCKY NATL INS GRP	60244	KENTUCKY HOME LIFE INS CO
		80020	MOUNTAIN LIFE INS CO
4925	KUVARE GRP	64238	GUARANTY INCOME LIFE INS CO
		65595	LINCOLN BENEFIT LIFE CO
		69973	UNITED LIFE INS CO
4844	LIA HOLDINGS GRP	60232	LOMBARD INTL LIFE ASSUR CO
		73059	LOMBARD INTL LIFE ASSUR CO OF NY
3436	LIBERTY LIFE GRP TRUST GRP	66001	AMERICAN BENEFIT LIFE INS CO
		61581	CAPITOL LIFE INS CO
		68543	LIBERTY BANKERS LIFE INS CO
		76767	RABENHORST LIFE INS CO
1186	LIFETIME HLTHCARE GRP	69515	MEDAMERICA INS CO
		12967	MEDAMERICA INS CO OF FL
		83437	MEDAMERICA INS CO OF NY
20	LINCOLN NATL GRP	67652	FIRST PENN PACIFIC LIFE INS CO
		62057	LINCOLN LIFE & ANN CO OF NY
		65676	LINCOLN NATL LIFE INS CO
438	LOUISIANA HLTH SERV GRP	60009	SOUTHERN NATL LIFE INS CO INC
1117	MANHATTAN LIFE GRP	63053	FAMILY LIFE INS CO
		65870	MANHATTAN LIFE INS CO
		61883	MANHATTANLIFE INS & ANN CO
		16755	MANHATTANLIFE OF AMER INS CO
		71706	STANDARD LIFE & CAS INS CO
		85189	WESTERN UNITED LIFE ASSUR CO
411	MAPFRE INS GRP	77054	MAPFRE LIFE INS CO OF PR
435	MASS MUT LIFE INS GRP	93661	ANNUITY INVESTORS LIFE INS CO
		93432	CM LIFE INS CO
		67083	MANHATTAN NATL LIFE INS CO
		65935	MASSACHUSETTS MUT LIFE INS CO
		63312	MASSMUTUAL ASCEND LIFE INS CO
		70416	MML BAY STATE LIFE INS CO
526	MAXIMUM CORP GRP	61735	CENTRAL SECURITY LIFE INS CO
		80993	WESTERN AMER LIFE INS CO
1301	MEDICAL CARD SYSTEM INC GRP	60030	MCS LIFE INS CO
730	MEDICAL MUT OF OH GRP	62375	MEDMUTUAL LIFE INS CO
		68462	RESERVE NATL INS CO
1348	MEIJI YASUDA LIFE INS GRP	64343	PACIFIC GUARDIAN LIFE INS CO LTD
		69019	STANDARD INS CO
		89009	STANDARD LIFE INS CO OF NY

LIFE AND FRATERNAL INSURANCE INDUSTRY

2022 MARKET SHARE REPORT INDEX OF COMPANIES Companies Affiliated With a Group by Group Name

Group Code	Group Name	Company Code	Company Name
241	METROPOLITAN GRP	60690	AMERICAN LIFE INS CO
		62634	DELAWARE AMER LIFE INS CO
		65978	METROPOLITAN LIFE INS CO
		97136	METROPOLITAN TOWER LIFE INS CO
67	MICHIGAN FARM BUREAU GRP	88064	CINCINNATI EQUITABLE LIFE INS CO
		63096	FARM BUREAU LIFE INS CO OF MI
		74799	LEADERS LIFE INS CO
5038	MIDWEST HOLDINGS INC GRP	67253	AMERICAN LIFE & SECURITY CORP
869	MINNESOTA MUT GRP	66168	MINNESOTA LIFE INS CO
		93742	SECURIAN LIFE INS CO
1126	MISSISSIPPI INS GRP	68535	BLUEBONNET LIFE INS CO
514	MISSOURI FARM BUREAU GRP	63118	FARM BUREAU LIFE INS CO OF MO
		10236	LEGACY LIFE INS CO OF MO
		13778	MOLINA HLTHCARE OF TX INS CO
1531	MOLINA HEALTHCARE INC GRP	13778	MOLINA HLTHCARE OF TX INS CO
4804	MULTINATIONAL GRP	72087	MULTINATIONAL LIFE INS CO
261	MUTUAL OF OMAHA GRP	62243	COMPANION LIFE INS CO
		71412	MUTUAL OF OMAHA INS CO
		13100	OMAHA INS CO
		16537	OMAHA SUPPLEMENTAL INS CO
		69868	UNITED OF OMAHA LIFE INS CO
		72850	UNITED WORLD LIFE INS CO
2458	NATIONAL FARM LIFE INS GRP	99619	AMERICAN FARM LIFE INS CO
1211	NATIONAL GUARDIAN LIFE INS GRP	66532	NATIONAL FARM LIFE INS CO
		66583	NATIONAL GUARDIAN LIFE INS CO
634	NATIONAL LIFE GRP	65528	LIFE INS CO OF THE SOUTHWEST
316	NATIONAL SECURITY GRP	66680	NATIONAL LIFE INS CO
		66788	NATIONAL SECURITY INS CO
4941	NATIONAL WESTERN LIFE GRP	66850	NATIONAL WESTERN LIFE INS CO
		67393	OZARK NATL LIFE INS CO
140	NATIONWIDE CORP GRP	64017	JEFFERSON NATL LIFE INS CO
		15727	JEFFERSON NATL LIFE INS CO OF NY
		92657	NATIONWIDE LIFE & ANN INS CO
		66869	NATIONWIDE LIFE INS CO
		81132	LIFE OF AMER INS CO
520	NEW ERA LIFE GRP	78743	NEW ERA LIFE INS CO
		69698	NEW ERA LIFE INS CO OF MIDWEST
		67784	PHILADELPHIA AMER LIFE INS CO
826	NEW YORK LIFE GRP	65498	LIFE INS CO OF N AMER
		64548	NEW YORK LIFE GRP INS CO OF NY
		91596	NEW YORK LIFE INS & ANN CORP
		66915	NEW YORK LIFE INS CO
		81353	NYLIFE INS CO OF AZ
860	NORTHWESTERN MUT GRP	69000	NORTHWESTERN LONG TERM CARE INS
		67091	NORTHWESTERN MUT LIFE INS CO

LIFE AND FRATERNAL INSURANCE INDUSTRY

2022 MARKET SHARE REPORT INDEX OF COMPANIES Companies Affiliated With a Group by Group Name

Group Code	Group Name	Company Code	Company Name
860	NORTHWESTERN MUT GRP	80055	WYSH LIFE & HLTH INS CO
150	OLD REPUBLIC GRP	67261	OLD REPUBLIC LIFE INS CO
619	ONEAMERICA FIN PARTNERS GRP	60895	AMERICAN UNITED LIFE INS CO
		67911	PIONEER MUT LIFE INS CO
		69116	STATE LIFE INS CO
5021	ONEMAIN HOLDINGS INC GRP	60518	AMERICAN HLTH & LIFE INS CO
1167	OPTIMUM GRP	65960	WINDSOR LIFE INS CO
709	PACIFIC LIFE GRP	97268	PACIFIC LIFE & ANN CO
		67466	PACIFIC LIFE INS CO
525	PAN AMER LIFE GRP	93459	PAN AMER ASSUR CO
		67539	PAN AMER LIFE INS CO
		12952	PAN AMER LIFE INS CO OF PR
153	PEKIN INS GRP	67628	PEKIN LIFE INS CO
850	PENN MUT GRP	93262	PENN INS & ANN CO
		13588	PENN INS & ANN CO OF NY
		67644	PENN MUT LIFE INS CO
		68632	VANTIS LIFE INS CO
810	PENN TREATY AMER GRP	60243	AMERICAN INDEPENDENT NTWRK INS C
367	PHYSICIANS MUT GRP	72125	PHYSICIANS LIFE INS CO
		80578	PHYSICIANS MUT INS CO
5029	PILLAR INS GRP	98868	SHERIDAN LIFE INS CO
		70548	WICHITA NATL LIFE INS CO
629	PLATEAU GRP	97152	PLATEAU INS CO
4955	POWELL INS GRP	78662	SENIOR LIFE INS CO
		87661	SENIOR LIFE INS CO OF TX
4750	PRIMERICA GRP	61409	NATIONAL BENEFIT LIFE INS CO
		65919	PRIMERICA LIFE INS CO
332	PRINCIPAL FIN GRP	61271	PRINCIPAL LIFE INS CO
		71161	PRINCIPAL NATL LIFE INS CO
155	PROGRESSIVE GRP	16816	PROGRESSIVE LIFE INS CO
4947	PROSPERITY LIFE INS GRP	60183	S USA LIFE INS CO INC
		60176	SBLI USA LIFE INS CO INC
		68845	SHENANDOAH LIFE INS CO
304	PRUDENTIAL OF AMER GRP	79227	PRUCO LIFE INS CO
		97195	PRUCO LIFE INS CO OF NJ
		68241	PRUDENTIAL INS CO OF AMER
440	REGAL REINS GRP	66265	MONARCH LIFE INS CO
477	RENAISSANCE HLTH SERV CORP GRP	61700	RENAISSANCE LIFE & HLTH INS CO OF AI
		15638	RENAISSANCE LIFE & HLTH INS CO OF N'
4992	RESOLUTION LIFE US HOLDINGS GRP	66109	MIDWESTERN UNITED LIFE INS CO
		68713	SECURITY LIFE OF DENVER INS CO
4639	RGA INC GRP	61182	AURORA NATL LIFE ASSUR CO
		93572	RGA REINS CO
431	SAMMONS ENTERPRISES GRP	66044	MIDLAND NATL LIFE INS CO

LIFE AND FRATERNAL INSURANCE INDUSTRY

2022 MARKET SHARE REPORT INDEX OF COMPANIES Companies Affiliated With a Group by Group Name

Group Code	Group Name	Company Code	Company Name
431	SAMMONS ENTERPRISES GRP	66974	NORTH AMER CO LIFE & HLTH INS
4553	SAVINGS BANK LIFE GRP	70435	THE SAVINGS BANK MUT LIFE INS CO OF
4890	SBL HOLDINGS GRP	97241	EVERLY LIFE INS CO
		60084	FIRST SECURITY BENEFIT LIFE & ANN
		68675	SECURITY BENEFIT LIFE INS CO
749	SCOR GRP	64688	SCOR GLOBAL LIFE AMER REINS CO
4709	SECURITY GRP	65480	OLD SPARTAN LIFE INS CO INC
454	SECURITY NATL GRP	84034	FIRST GUAR INS CO
		74918	KILPATRICK LIFE INS CO
		69485	SECURITY NATL LIFE INS CO
		75531	SOUTHERN SECURITY LIFE INS CO INC
4989	SENECA INTL LTD GRP	70122	UNIVERSAL FIDELITY LIFE INS CO
169	SENTRY INS GRP	71099	PARKER CENTENNIAL ASSUR CO
		68810	SENTRY LIFE INS CO
		68829	SENTRY LIFE INS CO OF NY
123	SHELTER INS GRP	65757	SHELTER LIFE INS CO
4803	SHELTERPOINT GRP INC	89958	SHELTERPOINT INS CO
		81434	SHELTERPOINT LIFE INS CO
654	SOUTHERN FIDELITY GRP	84069	SMITH BURIAL & LIFE INS CO
		84077	SOUTHERN FIDELITY LIFE INS CO
176	STATE FARM GRP	69094	STATE FARM LIFE & ACCIDENT ASR CO
		69108	STATE FARM LIFE INS CO
4888	STERLING FINANCIAL INS GRP INC	62952	SILAC INS CO
		89184	STERLING INVESTORS LIFE INS CO
4855	SUMITOMO LIFE INS GRP	78417	FIRST SYMETRA NATL LIFE INS CO OF NY
		68608	SYMETRA LIFE INS CO
		90581	SYMETRA NATL LIFE INS CO
549	SUN LIFE FINANCIAL INC GRP	64602	INDEPENDENCE LIFE & ANN CO
		68047	PROFESSIONAL INS CO
		80926	SUN LIFE & HLTH INS CO
		80802	US BR SUN LIFE ASSUR CO OF CANADA
5039	SWBC GRP	99538	SWBC LIFE INS CO
181	SWISS RE GRP	85561	ELIPS LIFE INS CO
		73504	LUMICO LIFE INS CO
		82627	SWISS RE LIFE & HLTH AMER INC
4926	TALCOTT HOLDINGS GRP	81213	AMERICAN MATURITY LIFE INS CO
		71153	TALCOTT RESOLUTION LIFE & ANN INS C
		88072	TALCOTT RESOLUTION LIFE INS CO
694	TENNESSEE FARMERS GRP	82759	TENNESSEE FARMERS LIFE INS CO
905	THE LDS GRP	94579	FIRST ASSUR LIFE OF AMER
		93650	VERSANT LIFE INS CO
1216	TIAA FAMILY GRP	69345	TEACHERS INS & ANN ASSOC OF AMER
		60142	TIAA CREF LIFE INS CO
4718	TIPTREE FIN GRP	61298	BANKERS LIFE OF LA

LIFE AND FRATERNAL INSURANCE INDUSTRY

2022 MARKET SHARE REPORT INDEX OF COMPANIES Companies Affiliated With a Group by Group Name

Group Code	Group Name	Company Code	Company Name
4718	TIPTREE FIN GRP	97691	LIFE OF THE SOUTH INS CO
		60242	SOUTHERN FINANCIAL LIFE INS CO
3098	TOKIO MARINE HOLDINGS INC GRP	71005	FIRST RELIANCE STANDARD LIFE INS CO
		92711	HCC LIFE INS CO
		68381	RELIANCE STANDARD LIFE INS CO
		66575	RELIANCE STANDARD LIFE INS CO OF TX
		69078	STANDARD SECURITY LIFE INS CO OF NY
4970	TRANS OCEANIC GRP INC	69523	TRANS OCEANIC LIFE INS CO
		16715	TRANS OCEANIC LIFE INS CO OF AMER
306	TRUSTAGE GRP	67989	AMERICAN MEMORIAL LIFE INS CO
		62626	CMFG LIFE INS CO
		86126	MEMBERS LIFE INS CO
		70408	UNION SECURITY INS CO
276	TRUSTMARK MUT HOLDING CO GRP	61425	TRUSTMARK INS CO
		62863	TRUSTMARK LIFE INS CO
		13653	TRUSTMARK LIFE INS CO OF NY
4877	TWA & AMFI CORP GRP	60429	AMERICAN FIDELITY LIFE INS CO
		69566	TRANS WORLD ASSUR CO
781	UNION LABOR GRP	69744	UNION LABOR LIFE INS CO
2878	UNITED HERITAGE MUT GRP	63983	UNITED HERITAGE LIFE INS CO
200	UNITED SERV AUTOMOBILE ASSN GRP	69663	USAA LIFE INS CO
		60228	USAA LIFE INS CO OF NY
707	UNITEDHEALTH GRP	61832	CHESAPEAKE LIFE INS CO
		89087	ENTERPRISE LIFE INS CO
		62324	FREEDOM LIFE INS CO OF AMER
		66087	MID WEST NATL LIFE INS CO OF TN
		98205	NATL FOUNDATION LIFE INS CO
		69647	OPTUM INS OF OH INC
		91529	UNIMERICA INS CO
		11596	UNIMERICA LIFE INS CO OF NY
		79413	UNITEDHEALTHCARE INS CO
71	UNIVERSAL INS CO GRP	60041	UNIVERSAL LIFE INS CO
565	UNUM GRP	62049	COLONIAL LIFE & ACCIDENT INS CO
		64297	FIRST UNUM LIFE INS CO
		67598	PAUL REVERE LIFE INS CO
		68195	PROVIDENT LIFE & ACCIDENT INS CO
		68209	PROVIDENT LIFE & CAS INS CO
		68985	STARMOUNT LIFE INS CO
		67601	UNUM INS CO
		62235	UNUM LIFE INS CO OF AMER
4996	UPSTREAM HOLDINGS GRP	78093	UPSTREAM LIFE INS CO
4900	US ALLIANCE CORP GRP	14188	DAKOTA CAPITAL LIFE INS CO
		14165	US ALLIANCE LIFE & SECURITY CO
		92428	US ALLIANCE LIFE & SECURITY CO MT

LIFE AND FRATERNAL INSURANCE INDUSTRY

2022 MARKET SHARE REPORT INDEX OF COMPANIES Companies Affiliated With a Group by Group Name

Group Code	Group Name	Company Code	Company Name
3593	USIC GRP	11067	USIC LIFE INS CO
4832	VOYA FINANCIAL GRP	67105	RELIASTAR LIFE INS CO
		61360	RELIASTAR LIFE INS CO OF NY
		86509	VOYA RETIREMENT INS & ANN CO
4939	WEA GRP	72273	WEA INS CORP
836	WEST SOUTHERN GRP	99937	COLUMBUS LIFE INS CO
		70939	GERBER LIFE INS CO
		74780	INTEGRITY LIFE INS CO
		65242	LAFAYETTE LIFE INS CO
		75264	NATIONAL INTEGRITY LIFE INS CO
		70483	WESTERN & SOUTHERN LIFE INS CO
		92622	WESTERN SOUTHERN LIFE ASSUR CO
4213	WILTON RE GRP	69396	TEXAS LIFE INS CO
		62413	WILCAC LIFE INS CO
		60704	WILTON REASSUR LIFE CO OF NY
68	WISCONSIN PHYSICIANS SERV INS GRP	64149	EPIC LIFE INS CO
98	WR BERKLEY CORP GRP	64890	BERKLEY LIFE & HLTH INS CO
212	ZURICH INS GRP	80896	CENTRE LIFE INS CO
		63177	FARMERS NEW WORLD LIFE INS CO
		90557	ZURICH AMER LIFE INS CO
		14178	ZURICH AMER LIFE INS CO OF NY

LIFE AND FRATERNAL INSURANCE INDUSTRY

2022 MARKET SHARE REPORT

INDEX OF COMPANIES

Companies Not Affiliated With a Group by Company Name

Company Code	Company Name
57568	1891 FINANCIAL LIFE
77879	5 STAR LIFE INS CO
71471	ABILITY INS CO
56197	ALLIANCE OF TRANSYLVANIAN SAXONS
60216	AMALGAMATED LIFE INS CO
99600	AMERICAN CENTURY LIFE INS CO
97810	AMERICAN CENTURY LIFE INS CO
69337	AMERICAN FIN SECURITY LIFE INS CO
60542	AMERICAN HOME LIFE INS CO
86118	ARKANSAS BANKERS LIFE INS CO
56766	ARTISANS ORDER OF MUT PROTECTION
67423	ASPIDA LIFE INS CO
56499	ASSURED LIFE ASSN
61093	ATLANTA LIFE INS CO
61212	BALTIMORE LIFE INS CO
61328	BANKERS LIFE INS CO OF AMER
76554	BENEVOLENT LIFE INS CO INC
90638	BEST LIFE & HLTH INS CO
63886	BEST MERIDIAN INS CO
58017	BETTERLIFE
17292	BIG SKY LIFE INS CO
58130	CATHOLIC ASSN OF FORESTERS
56030	CATHOLIC FINANCIAL LIFE
57770	CATHOLIC FRATERNAL LIFE
56316	CATHOLIC LADIES OF COLUMBIA
57347	CATHOLIC LIFE INS
57487	CATHOLIC ORDER OF FORESTERS
57363	CATHOLIC UNION OF TX
57053	CATHOLIC UNITED FINANCIAL
83968	CITIZENS FIDELITY INS CO
61921	CITIZENS SECURITY LIFE INS CO
88153	CL LIFE & ANN INS CO
73547	COLONIAL SECURITY LIFE INS CO
71404	CONTINENTAL GEN INS CO
79715	COOPERATIVA DE SEGUROS DE VIDA
56634	CROATIAN FRATERNAL UNION OF AMER
14679	CROWN GLOBAL INS CO OF AMER
56138	CSA FRATERNAL LIFE
83860	CYRUS LIFE INS CO
56324	CZECH CATHOLIC UNION
73660	DIRECTORS LIFE ASSUR CO
84174	ELCO MUT LIFE & ANN
62928	EMC NATL LIFE CO
56049	EMPLOYES MUT BENEFIT ASSN
71323	ENTRADA LIFE INS CO
62510	EQUITRUST LIFE INS CO
85928	FAMILY LIBERTY LIFE INS CO
75337	FAMILY SECURITY LIFE INS CO INC
60230	FARMERS LIFE INS CO
63290	FIDELITY LIFE ASSN A LEGAL RESERVE L
57754	FIREMENS MUT AID & BENEFIT ASSN
56332	FIRST CATH SLOVAK LADIES ASSN USA

LIFE AND FRATERNAL INSURANCE INDUSTRY

2022 MARKET SHARE REPORT

INDEX OF COMPANIES

Companies Not Affiliated With a Group by Company Name

Company Code	Company Name
56340	FIRST CATH SLOVAK UNION OF US & CN
90492	FIRST DIMENSION LIFE INS CO INC
74233	FIRST NATL LIFE INS CO OF USA
56642	FIRST WINDISH FRAT BENEFIT SOCIETY
83992	FOUNDATION LIFE INS CO OF AR
83798	FOXO LIFE INS CO
56685	GBU FINANCIAL LIFE
56693	GCU
56154	GLENER LIFE INS SOCIETY
56677	GRAND LODGE OF PA ORDER SONS OF ITAL
93521	GRANULAR INS CO
84107	GRIFFIN LEGGETT BURIAL INS CO
66214	HEARTLAND NATL LIFE INS CO
57444	HERMANN SONS LIFE
64505	HOMESTEADERS LIFE CO
69272	IBEXIS LIFE & ANN INS CO
64580	ILLINOIS MUT LIFE INS CO
58068	INDEPENDENT ORDER OF FORESTERS US BR
82244	INTERNATIONAL AMER LIFE INS CO
15313	INVESTORS PREFERRED LIFE INS CO
56707	ISDA FRATERNAL ASSOC
84115	JACKSON GRIFFIN INS CO
69055	JEFF DAVIS MORTUARY BENEFIT ASSOC
57355	KJZT FAMILY LIFE
58033	KNIGHTS OF COLUMBUS
57835	KNIGHTS OF PETER CLAVER
56227	KSKJ LIFE
62154	LADDER LIFE INS CO
56715	LADIES PA SLOVAK CATHOLIC UNION
71595	LEWER LIFE INS CO
75027	LIFE ASSUR CO OF AMER
65412	LIFE INS CO OF AL
65927	LINCOLN HERITAGE LIFE INS CO
87920	LOCOMOTIVE ENGINEERS & CONDUCTORS MU
56758	LOYAL CHRISTIAN BENEFIT ASSN
57967	LUSO AMER LIFE INS SOCIETY
75159	MAJESTIC LIFE INS CO
87394	MARQUETTE IND & LIFE INS CO
74322	MEDICAL BENEFITS MUT LIFE INS CO
91499	MEMORIAL LIFE INS CO
73989	MILILANI LIFE INS CO LTD
57541	MODERN WOODMEN OF AMER
75485	MULHEARN PROTECTIVE INS CO
56251	MUTUAL BENEFICIAL ASSN INC
88668	MUTUAL OF AMER LIFE INS CO
86959	NATIONAL FAMILY CARE LIFE INS CO
56782	NATIONAL SLOVAK SOCIETY OF THE USA
60246	NETCARE LIFE & HLTH INS CO
56375	NORTH AMER SWISS ALLIANCE
67180	OHIO STATE LIFE INS CO
56383	ORDER OF UNITED COMMERCIAL TRAVELERS
93815	PACIFIC CENTURY LIFE INS CORP

LIFE AND FRATERNAL INSURANCE INDUSTRY

2022 MARKET SHARE REPORT

INDEX OF COMPANIES

Companies Not Affiliated With a Group
by Company Name

Company Code	Company Name
58009	POLICE & FIREMENS INS ASSN
56820	POLISH FALCONS OF AMER
57622	POLISH NATL ALLIANCE US OF NA
56839	POLISH NATL UNION OF AMER
57630	POLISH ROMAN CATHOLIC UNION OF AMER
57940	PORTUGUESE FRATERNAL SOCIETY OF AMER
76538	PRESIDENTIAL LIFE INS CO
56863	PROVIDENCE ASSN UKRANIAN CATHOLICS
68179	PROVIDENT AMER INS CO
76805	RELIABLE LIFE INS CO
93777	REVOL ONE INS CO
57657	ROYAL NEIGHBORS OF AMER
56871	RUSSIAN BROTHERHOOD ORG USA
60445	SAGICOR LIFE INS CO
14924	SECU LIFE INS CO
66516	SECURICO LIFE INS CO
68772	SECURITY MUT LIFE INS CO OF NY
83836	SELECTED FUNERAL & LIFE INS CO
56936	SERB NATL FEDERATION
57193	SLOVAK CATHOLIC SOKOL
57673	SLOVENE NATL BENEFIT SOCIETY
57142	SONS OF NORWAY
68896	SOUTHERN FARM BUREAU LIFE INS CO
69418	SOUTHERN FINANCIAL LIFE INS CO
57436	SPJST
70599	STATE LIFE INS FUND
69132	STATE MUT INS CO
89427	STELLAR NATL LIFE INS CO
58181	SUPREME COUNCIL THE ROYAL ARCANUM
69329	SURETY LIFE & CAS INS CO
69310	SURETY LIFE INS CO
83160	TEXAS SERV LIFE INS CO
56014	THRIVENT FINANCIAL FOR LUTHERANS
87823	TJM LIFE INS CO
77674	TOWN & COUNTRY LIFE INS CO DBA SAMER
77690	TRANS CITY LIFE INS CO
56006	TRAVELERS PROTECTIVE ASSN OF AMER
82252	TRUSPIRE RETIREMENT INS CO
57215	UKRAINIAN NATL ASSN INC
11121	UNIFIED LIFE INS CO
42129	UNITED SECURITY ASSUR CO OF PA
56456	UNITED STATES LETTER CARRIERS MUT BE
56413	UNITED TRANSPORTATION UNION INS ASSN
63819	UNITY FINANCIAL LIFE INS CO
70130	UNIVERSAL GUAR LIFE INS CO
83666	USA INS CO
70955	USA LIFE ONE INS CO OF IN
57711	WESTERN CATHOLIC UNION
57010	WILLIAM PENN ASSN
78344	WILLIAMS PROGRESSIVE LIFE & ACC I C
56170	WOMANS LIFE INS SOCIETY
57320	WOODMEN WORLD LIFE INS SOC

LIFE AND FRATERNAL INSURANCE INDUSTRY

2022 MARKET SHARE REPORT

INDEX OF COMPANIES

Companies Not Affiliated With a Group by Company Name

Company Code	Company Name
57290	WORKMENS BENEFIT FUND OF THE USA
56480	WSA FRATERNAL LIFE